


*Report of the
House Appropriations
Subcommittee*

on

*Elementary & Secondary
Education*



House Bill 1500

February 5, 2017

REPORT OF THE SUBCOMMITTEE
on
ELEMENTARY & SECONDARY EDUCATION

Mr. Chairman and Members of the Committee:

The Elementary and Secondary Education Subcommittee is pleased to put before you a series of recommendations that provide a revised two-year budget for public education to a total of just over \$15.0 billion.

Mr. Chairman, as I mentioned before, the public education of our children continues to be the single largest financial investment in the budget and comprises almost 30% of the general fund spending – and we are very proud of that fact.

And further, we believe that the Subcommittee's budget recommendations further demonstrate our commitment to public education and work in concert with: (1) promoting greater choice and flexibility for schools, parents and students; (2) assisting smaller school divisions that have experienced significant student declines, and (3) proposing funding for innovative educational opportunities that will help promote student academic success across the state.

But before I go on, I'd like to take just a minute to remind everyone that in last year's 2016 Session, the K12 budget was updated or 'rebenchmarked' and as a result of that action, we added almost a billion dollars in additional general fund money over the prior budget – which was just over a 9.0% increase in funding for our schools.

In addition, unlike higher education, I would like to highlight that K12 will not see a reduction in funding in our budget amendments.

Now, Mr. Chairman, I'd like to provide the Committee with several major highlights of our recommendations.

In December, we were presented with a K12 budget that reflected the routine technical updates for changes in student membership, program participations along with revenue updates for sales tax, lottery and literary funds. Which for some school divisions, especially those with declining enrollments, meant less state funding.

Mr. Chairman, with your leadership and guidance, along with valuable input from other Appropriations members, the Subcommittee is proposing several key initiatives that will strategically utilize available resources to offer more spending flexibility and provide targeted supplemental funding to our smaller school divisions that struggle more to balance their local budgets while facing declining enrollments.

First, we are proposing to redirect the \$55.5 million that was included in the introduced budget as a one-time teacher bonus and use it to increase the Lottery Per Pupil Allocation (PPA). And further, we are also recommending to add \$6.1 million in new funding to the Lottery PPA -- which collectively, will bring the total up to \$219 million, and fully restore the 40% of lottery proceeds that go directly back to school divisions unencumbered; and, without a required local match.

We strongly believe that the individual school divisions are better situated to know how to prioritize and spend supplemental resources like the Lottery PPA. Mr. Chairman, we are proposing to expand the lottery language to allow school divisions to spend 100% of those dollars as they best see fit – the schools could spend the funds to cover a portion of their VRS costs, health insurance, or salary adjustments if they so choose. In fact Mr. Chairman, 123 out of 135 statewide school divisions, or 91%, of our school divisions have given their teachers and staff a raise in the 2016/17 school year probably using some of the flexible funds we budgetted for them in 2016, and now 2017, to do so!

We believe that this additional flexibility will help lessen financial stress on localities in the second year and in the future.

Next, Mr. Chairman, we've had a lot of discussion with our colleagues from southwest Virginia and other areas around the state with small school division enrollments. These divisions are less able to realize financial advantages from any economics of scale due their small numbers.

The Subcommittee is proposing to add \$9 million in the second year for a Small School Support Fund supplement. Eligible school divisions would be those with less than 10,000 students and have realized a 10% decline in membership over the last 10 years.


Lastly, I want to briefly mention a few other changes and initiatives that we have included in our recommendations: (1) a total of \$1.6 million for Vocational Laboratory; (2) College Partnership School; (3) SPARKS Summer program; (4) Summer School partnerships; (5) and several pieces of legislation that have been reported out of the House.

In closing, the Subcommittee's recommendations include a number of budgetary decisions supporting Virginia's outstanding school system. Mr. Chairman, our public school system continues to be ranked one of the best in the country and that's something that we can all be very proud of.


Mr. Chairman, I would like to thank my other Subcommittee members: Delegates Cox, Landes, Greason, Knight, McQuinn and Aird. I especially want to thank the Committee staff, Susan Hogge, and I will ask Susan to explain each of the Subcommittee's recommendations in more detail.

Finally, Mr. Chairman, I hope it will be the pleasure of the full Committee to adopt our recommendations.

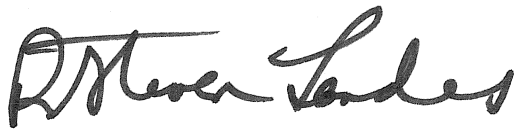
Respectfully Submitted by the House Appropriations Subcommittee on
Elementary & Secondary Education:



James P. Massie, III, Chairman




M. Kirkland Cox



R. Steven Landes



Thomas A. Greason



Barry D. Knight



Delores L. McQuinn



Lashrecse D. Aird

Public Education	GF		NGF	
	FY 2017	FY 2018	FY 2017	FY 2018

Department of Education, Central Office Operations

Long-Range - Statewide Inclusion Plan	\$0	\$23,092	\$0	\$0
Transfer Dept of Health Food Programs	\$0	\$0	\$0	(\$57,744,831)
Maintain Student Planning Pilot	\$0	(\$500,000)	\$0	\$0
Level Fund Instructional Improvement System	\$0	(\$1,553,479)	\$0	\$0

Direct Aid to Public Education

PreK Mixed Delivery Exemption	\$0	Language	\$0	\$0
Computer Science Teacher Training	\$0	Language	\$0	\$0
SPARKS Summer Program	\$0	\$200,000	\$0	\$0
College Partnership Laboratory School	\$0	\$50,000	\$0	\$0
Vocational Lab Pilot	\$0	\$175,000	\$0	\$0
Expand Tuition Eligibility for College Students	\$0	Language	\$0	\$0
New Funding - Cyber Camps	\$0	(\$480,000)	\$0	\$0
New Teacher Improvement Fund Balance	(\$35,000)	(\$35,000)	\$0	\$0
Teacher Residency	\$0	(\$1,000,000)	\$0	\$0
Maintain Project Discovery	\$0	(\$187,500)	\$0	\$0
Small School Division Support Fund	\$0	\$9,033,300	\$0	\$0
Optional Vision Screening	\$0	\$300,000	\$0	\$0
Dual Enrollment Policy	\$0	Language	\$0	\$0
Parental Choice Education Savings Account	\$0	\$380,000	\$0	\$0
Power Scholars Academy	\$0	Language	\$0	\$0
New Entrepreneurial Leadership Initiative	\$0	(\$32,292)	\$0	\$0
Funding to Lottery PPA	\$0	\$6,104,109	\$0	\$0
Sales Tax Revenues - HB1913	\$0	\$369,837	\$0	\$0
Technical - K-3 Class Size Reduction	\$62,645	\$61,822	\$0	\$0
<u>Federal Grant Programs</u>	<u>\$0</u>	<u>Language</u>	<u>\$0</u>	<u>\$0</u>
	\$27,645	\$12,908,889	\$0	(\$57,744,831)

SUMMARY

School Division
Distributions

APPENDIX A

Direct Aid to Public Education
2016-17

Proposed Amendments to HB 1500, as Introduced: 2016-2017 Direct Aid to Public Education

School Division	Key Reference Data			Technical Update	Recommended House Budget FY 2017 Estimated Distribution
	2016-2018 Composite Index	FY 2017 Projected Unadjusted ADM	Governor's Amended FY 2017 Budget (HB 1500)	Adjust K-3 Class Size Reduction and Preschool Half-Day Slots	
ACCOMACK	0.3462	5,040	\$32,117,122	\$0	\$32,117,122
ALBEMARLE	0.6394	13,309	49,859,712	0	49,859,712
ALLEGHANY	0.2423	2,121	14,581,542	0	14,581,542
AMELIA	0.3182	1,748	10,894,653	0	10,894,653
AMHERST	0.3132	3,943	25,917,582	0	25,917,582
APPOMATTOX	0.2917	2,169	14,081,770	0	14,081,770
ARLINGTON	0.8000	25,095	64,736,722	0	64,736,722
AUGUSTA	0.3508	9,955	55,146,264	0	55,146,264
BATH	0.8000	529	1,784,097	0	1,784,097
BEDFORD	0.3132	9,465	55,673,937	0	55,673,937
BLAND	0.3002	760	4,819,027	0	4,819,027
BOTETOURT	0.3766	4,549	24,471,079	0	24,471,079
BRUNSWICK	0.2808	1,610	13,312,506	0	13,312,506
BUCHANAN	0.3171	2,805	19,119,617	0	19,119,617
BUCKINGHAM	0.3405	1,909	13,045,098	0	13,045,098
CAMPBELL	0.2746	7,654	46,489,614	0	46,489,614
CAROLINE	0.3258	4,139	24,893,704	0	24,893,704
CARROLL	0.2722	3,669	24,690,587	0	24,690,587
CHARLES CITY	0.4910	640	3,856,809	0	3,856,809
CHARLOTTE	0.2539	1,817	13,194,616	0	13,194,616
CHESTERFIELD	0.3510	59,266	315,107,093	0	315,107,093
CLARKE	0.5437	1,957	8,679,056	0	8,679,056
CRAIG	0.3026	594	4,291,974	0	4,291,974
CULPEPER	0.3576	7,967	45,049,845	0	45,049,845
CUMBERLAND	0.2817	1,258	9,626,031	0	9,626,031
DICKENSON	0.2700	2,084	14,779,310	0	14,779,310
DINWIDDIE	0.2777	4,276	27,492,048	0	27,492,048
ESSEX	0.4316	1,342	8,035,175	0	8,035,175
FAIRFAX	0.6844	179,699	624,460,457	60,614	624,521,071
FAUQUIER	0.5827	10,852	45,272,212	0	45,272,212
FLOYD	0.3402	1,966	11,785,454	0	11,785,454
FLUVANNA	0.3759	3,476	19,884,965	0	19,884,965
FRANKLIN	0.3948	6,935	40,381,046	0	40,381,046

Proposed Amendments to HB 1500, as Introduced: 2016-2017 Direct Aid to Public Education

School Division	Key Reference Data			Technical Update	Recommended House Budget FY 2017 Estimated Distribution
	2016-2018 Composite Index	FY 2017 Projected Unadjusted ADM	Governor's Amended FY 2017 Budget (HB 1500)	Adjust K-3 Class Size Reduction and Preschool Half-Day Slots	
FREDERICK	0.3889	13,187	72,401,754	0	72,401,754
GILES	0.2740	2,382	15,013,185	0	15,013,185
GLOUCESTER	0.3730	5,317	28,898,255	0	28,898,255
GOOCHLAND	0.8000	2,502	6,881,404	0	6,881,404
GRAYSON	0.3338	1,580	11,209,540	0	11,209,540
GREENE	0.3281	3,067	18,636,314	0	18,636,314
GREENSVILLE	0.2236	1,402	10,664,552	0	10,664,552
HALIFAX	0.3024	4,849	33,937,221	0	33,937,221
HANOVER	0.4285	17,732	86,142,130	0	86,142,130
HENRICO	0.4158	50,132	255,456,294	0	255,456,294
HENRY	0.2331	7,102	50,371,427	0	50,371,427
HIGHLAND	0.8000	203	1,710,037	0	1,710,037
ISLE OF WIGHT	0.4011	5,280	28,469,607	0	28,469,607
JAMES CITY	0.5641	10,441	41,604,935	(42)	41,604,893
KING GEORGE	0.3664	4,206	23,065,145	0	23,065,145
KING & QUEEN	0.4154	812	5,379,137	0	5,379,137
KING WILLIAM	0.3120	2,158	13,344,633	0	13,344,633
LANCASTER	0.7566	1,104	3,868,806	0	3,868,806
LEE	0.1701	3,032	25,815,492	0	25,815,492
LOUDOUN	0.5497	78,193	320,690,286	(75)	320,690,211
LOUISA	0.5436	4,648	21,506,957	0	21,506,957
LUNENBURG	0.2434	1,476	10,868,126	0	10,868,126
MADISON	0.4411	1,656	9,215,785	(9)	9,215,776
MATHEWS	0.5232	1,081	5,343,546	0	5,343,546
MECKLENBURG	0.3491	4,196	25,604,050	0	25,604,050
MIDDLESEX	0.6336	1,187	5,183,043	0	5,183,043
MONTGOMERY	0.3832	9,437	52,604,451	0	52,604,451
NELSON	0.5933	1,829	8,266,623	0	8,266,623
NEW KENT	0.4152	3,065	15,251,454	0	15,251,454
NORTHAMPTON	0.4913	1,565	9,094,865	0	9,094,865
NORTHUMBERLAND	0.7542	1,251	4,068,568	(8)	4,068,560
NOTTOWAY	0.2366	2,029	15,642,796	0	15,642,796
ORANGE	0.3811	4,811	26,460,611	0	26,460,611
PAGE	0.2960	3,265	20,919,334	0	20,919,334
PATRICK	0.2479	2,632	18,403,786	0	18,403,786
PITTSYLVANIA	0.2410	8,818	59,717,932	0	59,717,932

Proposed Amendments to HB 1500, as Introduced: 2016-2017 Direct Aid to Public Education

School Division	Key Reference Data			Technical Update	Recommended <u>House Budget</u> FY 2017 Estimated Distribution
	2016-2018 Composite Index	FY 2017 Projected Unadjusted ADM	Governor's Amended FY 2017 Budget (HB 1500)	Adjust K-3 Class Size Reduction and Preschool Half-Day Slots	
POWHATAN	0.4033	4,218	21,239,328	0	21,239,328
PRINCE EDWARD	0.3377	2,017	14,108,485	0	14,108,485
PRINCE GEORGE	0.2454	6,297	39,476,975	0	39,476,975
PRINCE WILLIAM	0.3848	86,351	489,858,459	0	489,858,459
PULASKI	0.3105	4,106	26,293,489	0	26,293,489
RAPPAHANNOCK	0.7398	840	2,850,621	0	2,850,621
RICHMOND	0.3180	1,277	8,330,864	0	8,330,864
ROANOKE	0.3587	13,817	75,534,869	0	75,534,869
ROCKBRIDGE	0.4522	2,565	14,218,968	0	14,218,968
ROCKINGHAM	0.3561	11,275	63,854,038	0	63,854,038
RUSSELL	0.2375	3,755	27,030,441	0	27,030,441
SCOTT	0.1888	3,448	26,626,612	0	26,626,612
SHENANDOAH	0.3663	5,763	33,621,880	0	33,621,880
SMYTH	0.2136	4,318	30,868,486	0	30,868,486
SOUTHAMPTON	0.2856	2,600	17,849,356	0	17,849,356
SPOTSYLVANIA	0.3617	22,953	129,404,705	0	129,404,705
STAFFORD	0.3445	28,028	148,167,775	(1)	148,167,774
SURRY	0.8000	765	2,557,363	0	2,557,363
SUSSEX	0.3481	1,059	8,185,447	0	8,185,447
TAZEWELL	0.2745	5,777	37,085,612	0	37,085,612
WARREN	0.4043	5,282	27,699,945	0	27,699,945
WASHINGTON	0.3494	6,995	40,441,795	0	40,441,795
WESTMORELAND	0.4557	1,596	12,812,068	0	12,812,068
WISE	0.2669	5,615	36,702,932	0	36,702,932
WYTHE	0.3122	4,067	24,355,602	0	24,355,602
YORK	0.3905	12,511	61,768,059	(16)	61,768,043
ALEXANDRIA	0.8000	14,736	41,759,625	0	41,759,625
BRISTOL	0.3043	2,200	15,515,870	0	15,515,870
BUENA VISTA	0.1773	911	7,051,068	0	7,051,068
CHARLOTTESVILLE	0.6590	4,169	19,368,488	0	19,368,488
COLONIAL HEIGHTS	0.4182	2,804	14,659,406	0	14,659,406
COVINGTON	0.2803	953	6,550,390	0	6,550,390
DANVILLE	0.2629	5,669	41,167,284	0	41,167,284
FALLS CHURCH	0.8000	2,591	6,370,957	0	6,370,957
FREDERICKSBURG	0.6071	3,325	14,239,463	0	14,239,463
GALAX	0.2609	1,250	8,675,860	0	8,675,860

Proposed Amendments to HB 1500, as Introduced: 2016-2017 Direct Aid to Public Education

School Division	Key Reference Data			Technical Update	Recommended House Budget FY 2017 Estimated Distribution
	2016-2018 Composite Index	FY 2017 Projected Unadjusted ADM	Governor's Amended FY 2017 Budget (HB 1500)	Adjust K-3 Class Size Reduction and Preschool Half-Day Slots	
HAMPTON	0.2773	19,393	124,035,461	0	124,035,461
HARRISONBURG	0.3855	5,716	35,434,831	0	35,434,831
HOPEWELL	0.2108	3,958	28,457,487	0	28,457,487
LYNCHBURG	0.3630	7,988	51,704,214	0	51,704,214
MARTINSVILLE	0.2111	1,926	14,563,214	0	14,563,214
NEWPORT NEWS	0.2821	26,889	181,264,514	0	181,264,514
NORFOLK	0.2988	29,025	192,406,709	0	192,406,709
NORTON	0.2857	759	4,719,534	0	4,719,534
PETERSBURG	0.2365	3,847	29,984,666	0	29,984,666
PORTSMOUTH	0.2506	13,771	92,848,759	0	92,848,759
RADFORD	0.2512	1,584	10,017,987	0	10,017,987
RICHMOND CITY	0.4758	22,794	141,606,798	0	141,606,798
ROANOKE CITY	0.3443	12,816	88,221,831	0	88,221,831
STAUNTON	0.3827	2,532	17,762,242	0	17,762,242
SUFFOLK	0.3409	13,691	80,996,074	0	80,996,074
VIRGINIA BEACH	0.3925	67,202	347,318,232	0	347,318,232
WAYNESBORO	0.3556	2,980	17,031,367	0	17,031,367
WILLIAMSBURG	0.7747	973	4,558,603	0	4,558,603
WINCHESTER	0.4326	4,277	23,717,354	0	23,717,354
FAIRFAX CITY	0.8000	3,111	8,037,788	0	8,037,788
FRANKLIN CITY	0.2930	1,060	8,303,697	0	8,303,697
CHESAPEAKE	0.3439	39,106	228,065,974	0	228,065,974
LEXINGTON	0.4054	664	3,237,703	0	3,237,703
EMPORIA	0.2163	1,022	7,510,885	0	7,510,885
SALEM	0.3704	3,761	19,504,973	0	19,504,973
POQUOSON	0.3797	2,042	10,701,534	(2)	10,701,532
MANASSAS CITY	0.3582	7,306	48,742,237	0	48,742,237
MANASSAS PARK	0.2676	3,423	24,528,754	0	24,528,754
COLONIAL BEACH	0.3402	563	3,779,661	0	3,779,661
WEST POINT	0.2422	795	5,073,474	0	5,073,474
TOTAL:		1,243,100	\$6,499,681,944	\$60,461	\$6,499,742,405

APPENDIX B

Direct Aid to Public Education
2017-18

Proposed Amendments to HB 1500, as Introduced: 2017-2018 Direct Aid to Public Education

School Division	Key Reference Data			Technical Update	Proposed Policy Changes				Recommended House Budget FY 2018 Estimated Distribution	
	2016-2018 Composite Index	FY 2018 Projected Unadjusted ADM	Governor's Amended Budget FY 2018 (HB1500)		Adjust K-3 Class Size Reduction and Preschool Half-Day Slots	Remove \$55.5 Million Proposed Funding	Net Additional Revenue from Sales Tax (HB 1913)	Additional Lottery Per Pupil Allocations ¹		Small School Division Support Fund
ACCOMACK	0.3462	5,020	\$34,041,559	\$0	(\$284,124)	\$1,053	\$289,641	\$0	\$34,048,129	
ALBEMARLE	0.6394	13,426	51,966,627	0	(373,581)	6,370	427,251	0	52,026,667	
ALLEGHANY	0.2423	2,096	15,004,402	0	(134,548)	345	140,173	397,249	15,407,621	
AMELIA	0.3182	1,741	11,282,356	0	(96,624)	406	104,754	0	11,290,891	
AMHERST	0.3132	3,896	26,620,072	0	(227,688)	947	236,134	294,769	26,924,234	
APPOMATTOX	0.2917	2,148	14,488,366	0	(123,284)	443	134,250	0	14,499,775	
ARLINGTON	0.8000	26,028	69,505,251	0	(444,257)	12,824	459,385	0	69,533,202	
AUGUSTA	0.3508	9,824	56,647,395	0	(476,180)	2,477	562,844	0	56,736,536	
BATH	0.8000	516	1,793,543	0	(10,556)	291	9,115	75,000	1,867,393	
BEDFORD	0.3132	9,321	56,843,235	0	(481,244)	2,431	564,953	543,768	57,473,143	
BLAND	0.3002	732	4,820,743	0	(44,578)	157	45,218	75,000	4,896,540	
BOTETOURT	0.3766	4,435	24,994,962	0	(216,442)	1,286	243,997	0	25,023,803	
BRUNSWICK	0.2808	1,553	13,308,926	0	(106,443)	394	98,559	262,276	13,563,712	
BUCHANAN	0.3171	2,722	19,243,137	0	(169,202)	614	164,055	287,360	19,525,964	
BUCKINGHAM	0.3405	1,914	13,501,203	0	(108,549)	480	111,376	100,020	13,604,531	
CAMPBELL	0.2746	7,699	48,497,334	0	(425,664)	1,468	492,866	512,581	49,078,585	
CAROLINE	0.3258	4,113	25,901,078	0	(214,619)	1,003	244,707	0	25,932,169	
CARROLL	0.2722	3,603	25,253,456	0	(213,635)	739	231,409	0	25,271,969	
CHARLES CITY	0.4910	622	3,907,383	0	(30,508)	282	27,957	75,000	3,980,114	
CHARLOTTE	0.2539	1,804	13,595,473	0	(119,917)	318	118,798	219,919	13,814,591	
CHESTERFIELD	0.3510	59,574	332,782,480	0	(2,838,583)	13,567	3,412,073	0	333,369,537	
CLARKE	0.5437	1,949	8,964,164	0	(72,364)	777	78,491	0	8,971,068	
CRAIG	0.3026	588	4,391,154	0	(37,316)	146	36,188	75,000	4,465,171	
CULPEPER	0.3576	8,036	47,188,032	0	(404,147)	2,009	455,569	0	47,241,464	
CUMBERLAND	0.2817	1,237	9,797,974	0	(84,464)	269	78,438	0	9,792,217	
DICKENSON	0.2700	2,043	14,732,552	0	(126,790)	390	131,615	163,007	14,900,773	
DINWIDDIE	0.2777	4,224	28,386,334	0	(244,718)	784	269,219	0	28,411,619	
ESSEX	0.4316	1,300	8,091,834	0	(63,809)	445	65,214	0	8,093,685	
FAIRFAX	0.6844	180,912	653,175,218	61,822	(4,985,918)	82,239	5,038,692	0	653,372,061	
FAUQUIER	0.5827	10,766	46,555,792	0	(375,458)	4,457	396,488	0	46,581,279	

Proposed Amendments to HB 1500, as Introduced: 2017-2018 Direct Aid to Public Education

School Division	Key Reference Data			Technical Update	Proposed Policy Changes				Recommended House Budget FY 2018 Estimated Distribution	
	2016-2018 Composite Index	FY 2018 Projected Unadjusted ADM	Governor's Amended Budget FY 2018 (HB1500)		Adjust K-3 Class Size Reduction and Preschool Half-Day Slots	Remove \$55.5 Million Proposed Funding	Net Additional Revenue from Sales Tax (HB 1913)	Additional Lottery Per Pupil Allocations ¹		Small School Division Support Fund
FLOYD	0.3402	1,948	12,121,861	0	(104,732)	503	113,441	0	12,131,073	
FLUVANNA	0.3759	3,476	20,702,670	0	(177,707)	980	191,466	0	20,717,409	
FRANKLIN	0.3948	6,948	41,929,839	0	(341,862)	2,061	371,061	0	41,961,099	
FREDERICK	0.3889	13,294	76,507,156	0	(640,635)	3,478	716,951	0	76,586,951	
GILES	0.2740	2,369	15,529,734	0	(141,031)	461	151,758	0	15,540,923	
GLOUCESTER	0.3730	5,261	29,761,963	0	(254,721)	1,335	291,130	261,423	30,061,130	
GOOCHLAND	0.8000	2,524	7,214,794	0	(41,057)	1,659	44,557	0	7,219,954	
GRAYSON	0.3338	1,536	11,260,987	0	(93,320)	431	90,296	269,394	11,527,788	
GREENE	0.3281	3,064	19,355,865	0	(168,171)	718	181,669	0	19,370,080	
GREENSVILLE	0.2236	1,393	10,968,767	0	(89,172)	194	95,476	121,801	11,097,066	
HALIFAX	0.3024	4,733	34,298,956	0	(291,126)	1,064	291,354	399,587	34,699,835	
HANOVER	0.4285	17,709	89,711,928	0	(771,437)	5,016	893,171	0	89,838,678	
HENRICO	0.4158	50,183	268,336,378	0	(2,259,531)	14,070	2,587,197	0	268,678,114	
HENRY	0.2331	7,148	52,771,469	0	(441,324)	1,129	483,779	0	52,815,053	
HIGHLAND	0.8000	222	1,885,669	0	(6,741)	50	3,911	75,000	1,957,889	
ISLE OF WIGHT	0.4011	5,259	29,499,969	0	(242,871)	1,512	277,964	0	29,536,574	
JAMES CITY	0.5641	10,617	43,896,741	0	(354,577)	4,044	408,415	0	43,954,623	
KING GEORGE	0.3664	4,221	24,166,287	0	(203,504)	1,070	236,023	0	24,199,877	
KING & QUEEN	0.4154	816	5,655,495	0	(45,004)	269	42,111	0	5,652,871	
KING WILLIAM	0.3120	2,126	13,779,272	0	(115,854)	418	129,095	0	13,792,931	
LANCASTER	0.7566	1,082	3,905,991	0	(24,263)	594	23,231	75,000	3,980,554	
LEE	0.1701	2,993	26,336,290	0	(238,540)	375	219,193	311,799	26,629,117	
LOUDOUN	0.5497	81,012	346,931,353	0	(2,918,440)	27,044	3,219,336	0	347,259,293	
LOUISA	0.5436	4,609	22,166,230	0	(164,723)	1,765	185,628	0	22,188,900	
LUNENBURG	0.2434	1,474	11,298,011	0	(94,937)	264	98,412	117,045	11,418,795	
MADISON	0.4411	1,620	9,360,330	0	(75,195)	580	79,893	0	9,365,608	
MATHEWS	0.5232	1,064	5,458,155	0	(45,232)	386	44,762	75,000	5,533,071	
MECKLENBURG	0.3491	4,106	26,065,199	0	(217,104)	988	235,860	239,093	26,324,036	
MIDDLESEX	0.6336	1,189	5,426,712	0	(42,952)	508	38,439	0	5,422,707	
MONTGOMERY	0.3832	9,407	54,534,400	0	(454,966)	2,704	512,023	0	54,594,161	

Proposed Amendments to HB 1500, as Introduced: 2017-2018 Direct Aid to Public Education

School Division	Key Reference Data			Technical Update	Proposed Policy Changes				Recommended House Budget FY 2018 Estimated Distribution	
	2016-2018 Composite Index	FY 2018 Projected Unadjusted ADM	Governor's Amended Budget FY 2018 (HB1500)		Adjust K-3 Class Size Reduction and Preschool Half-Day Slots	Remove \$55.5 Million Proposed Funding	Net Additional Revenue from Sales Tax (HB 1913)	Additional Lottery Per Pupil Allocations ¹		Small School Division Support Fund
NELSON	0.5933	1,804	8,443,802	0	(61,927)	784	64,753	0	8,447,412	
NEW KENT	0.4152	3,134	16,290,205	0	(139,446)	858	161,728	0	16,313,345	
NORTHAMPTON	0.4913	1,571	9,465,074	0	(78,929)	530	70,517	127,383	9,584,575	
NORTHUMBERLAND	0.7542	1,224	4,150,065	0	(25,371)	684	26,550	75,000	4,226,928	
NOTTOWAY	0.2366	1,968	15,732,060	0	(128,675)	326	132,574	0	15,736,285	
ORANGE	0.3811	4,783	27,372,905	0	(226,492)	1,283	261,218	0	27,408,914	
PAGE	0.2960	3,243	21,532,935	0	(180,666)	674	201,503	0	21,554,446	
PATRICK	0.2479	2,617	19,022,169	0	(166,076)	408	173,671	0	19,030,172	
PITTSYLVANIA	0.2410	8,780	61,809,964	0	(535,486)	1,483	588,106	0	61,864,066	
POWHATAN	0.4033	4,221	22,116,600	0	(191,516)	1,136	222,249	0	22,148,470	
PRINCE EDWARD	0.3377	2,123	15,243,796	0	(122,665)	609	124,090	289,822	15,535,652	
PRINCE GEORGE	0.2454	6,325	41,415,121	0	(359,167)	906	421,224	0	41,478,084	
PRINCE WILLIAM	0.3848	87,694	523,091,187	0	(4,264,619)	21,061	4,761,009	0	523,608,638	
PULASKI	0.3105	4,021	26,788,754	0	(233,145)	902	244,696	307,249	27,108,456	
RAPPAHANNOCK	0.7398	813	2,865,005	0	(18,246)	637	18,666	75,000	2,941,063	
RICHMOND	0.3180	1,307	8,818,341	0	(75,446)	233	78,679	0	8,821,807	
ROANOKE	0.3587	13,721	78,023,437	0	(680,076)	3,343	776,548	0	78,123,252	
ROCKBRIDGE	0.4522	2,570	14,713,139	0	(111,554)	838	124,249	0	14,726,671	
ROCKINGHAM	0.3561	11,267	66,305,319	0	(536,480)	2,972	640,213	0	66,412,024	
RUSSELL	0.2375	3,689	27,612,888	0	(222,300)	610	248,245	0	27,639,443	
SCOTT	0.1888	3,358	26,927,268	0	(248,022)	382	240,373	0	26,920,000	
SHENANDOAH	0.3663	5,686	34,406,798	0	(287,728)	1,536	317,978	0	34,438,585	
SMYTH	0.2136	4,241	31,475,898	0	(277,436)	625	294,352	317,789	31,811,227	
SOUTHAMPTON	0.2856	2,571	18,300,882	0	(143,281)	471	162,110	0	18,320,183	
SPOTSYLVANIA	0.3617	22,834	134,839,097	0	(1,148,211)	5,623	1,286,221	0	134,982,730	
STAFFORD	0.3445	28,551	157,658,859	0	(1,419,878)	6,130	1,651,606	0	157,896,717	
SURRY	0.8000	761	2,577,834	0	(15,216)	471	13,425	75,000	2,651,515	
SUSSEX	0.3481	1,071	8,515,424	0	(66,440)	292	61,601	202,369	8,713,246	
TAZEWELL	0.2745	5,641	37,673,805	0	(327,583)	1,102	361,160	424,938	38,133,421	
WARREN	0.4043	5,242	28,676,174	0	(241,532)	1,621	275,572	0	28,711,835	

Proposed Amendments to HB 1500, as Introduced: 2017-2018 Direct Aid to Public Education

School Division	Key Reference Data			Technical Update	Proposed Policy Changes				Recommended House Budget FY 2018 Estimated Distribution	
	2016-2018 Composite Index	FY 2018 Projected Unadjusted ADM	Governor's Amended Budget FY 2018 (HB1500)		Adjust K-3 Class Size Reduction and Preschool Half-Day Slots	Remove \$55.5 Million Proposed Funding	Net Additional Revenue from Sales Tax (HB 1913)	Additional Lottery Per Pupil Allocations ¹		Small School Division Support Fund
WASHINGTON	0.3494	6,942	41,770,376	0	(359,146)	1,662	398,564	0	41,811,456	
WESTMORELAND	0.4557	1,616	13,384,865	0	(79,855)	519	77,626	156,919	13,540,074	
WISE	0.2669	5,501	37,377,291	0	(314,724)	964	355,870	430,162	37,849,563	
WYTHE	0.3122	4,042	25,134,643	0	(214,168)	851	245,313	0	25,166,638	
YORK	0.3905	12,594	64,940,897	0	(570,983)	3,234	677,435	0	65,050,583	
ALEXANDRIA	0.8000	15,261	45,820,061	0	(261,138)	8,317	269,350	0	45,836,590	
BRISTOL	0.3043	2,226	16,230,650	0	(125,749)	522	136,639	0	16,242,062	
BUENA VISTA	0.1773	881	7,046,005	0	(62,349)	116	63,963	89,698	7,137,433	
CHARLOTTESVILLE	0.6590	4,323	20,619,413	0	(114,490)	2,014	130,099	0	20,637,036	
COLONIAL HEIGHTS	0.4182	2,820	15,508,033	0	(132,167)	736	144,787	0	15,521,389	
COVINGTON	0.2803	966	6,872,233	0	(59,127)	166	61,373	0	6,874,645	
DANVILLE	0.2629	5,569	42,028,824	0	(334,878)	1,062	362,278	405,053	42,462,339	
FALLS CHURCH	0.8000	2,787	6,962,731	0	(45,067)	1,347	49,196	0	6,968,206	
FREDERICKSBURG	0.6071	3,356	14,861,178	0	(109,694)	1,315	116,366	0	14,869,165	
GALAX	0.2609	1,248	9,133,475	0	(72,174)	193	81,411	0	9,142,905	
HAMPTON	0.2773	19,165	127,459,647	0	(1,063,799)	3,661	1,222,306	0	127,621,815	
HARRISONBURG	0.3855	5,945	38,912,516	0	(290,537)	1,382	322,374	0	38,945,735	
HOPEWELL	0.2108	3,962	29,703,014	0	(251,791)	533	275,934	0	29,727,690	
LYNCHBURG	0.3630	7,967	53,461,790	0	(399,337)	2,355	447,856	0	53,512,664	
MARTINSVILLE	0.2111	1,864	14,613,252	0	(120,385)	282	129,765	233,352	14,856,266	
NEWPORT NEWS	0.2821	26,636	186,586,703	0	(1,487,312)	5,122	1,687,540	0	186,792,053	
NORFOLK	0.2988	28,717	197,510,993	0	(1,559,740)	5,940	1,777,037	0	197,734,230	
NORTON	0.2857	740	4,810,511	0	(41,278)	129	46,663	0	4,816,025	
PETERSBURG	0.2365	3,823	30,880,892	0	(241,572)	646	257,593	489,769	31,387,328	
PORTSMOUTH	0.2506	13,773	96,372,030	0	(785,546)	2,357	910,898	0	96,499,739	
RADFORD	0.2512	1,590	10,441,729	0	(92,983)	256	105,044	0	10,454,046	
RICHMOND CITY	0.4758	23,200	150,677,724	0	(1,110,673)	7,625	1,073,256	0	150,647,933	
ROANOKE CITY	0.3443	12,852	91,820,488	0	(677,306)	3,186	743,688	0	91,890,056	
STAUNTON	0.3827	2,530	18,444,236	0	(115,967)	795	137,843	0	18,466,907	
SUFFOLK	0.3409	13,688	84,161,984	0	(686,350)	3,496	796,159	0	84,275,289	

Proposed Amendments to HB 1500, as Introduced: 2017-2018 Direct Aid to Public Education

School Division	Key Reference Data			Technical Update	Proposed Policy Changes				Recommended House Budget FY 2018 Estimated Distribution	
	2016-2018 Composite Index	FY 2018 Projected Unadjusted ADM	Governor's Amended Budget FY 2018 (HB1500)		Adjust K-3 Class Size Reduction and Preschool Half-Day Slots	Remove \$55.5 Million Proposed Funding	Net Additional Revenue from Sales Tax (HB 1913)	Additional Lottery Per Pupil Allocations ¹		Small School Division Support Fund
VIRGINIA BEACH	0.3925	66,715	360,435,665	0	(3,008,708)	17,687	3,576,692	0	361,021,336	
WAYNESBORO	0.3556	2,976	17,854,934	0	(141,508)	777	169,231	0	17,883,434	
WILLIAMSBURG	0.7747	960	4,639,745	0	(16,951)	541	19,085	0	4,642,420	
WINCHESTER	0.4326	4,327	25,245,350	0	(197,074)	1,139	216,662	0	25,266,077	
FAIRFAX CITY	0.8000	3,125	8,304,529	0	(54,825)	1,683	55,162	0	8,306,549	
FRANKLIN CITY	0.2930	1,091	8,793,849	0	(71,091)	266	68,079	115,437	8,906,540	
CHESAPEAKE	0.3439	39,296	238,744,681	0	(1,993,893)	9,235	2,275,259	0	239,035,283	
LEXINGTON	0.4054	674	3,423,222	0	(30,258)	160	35,390	0	3,428,514	
EMPORIA	0.2163	1,026	7,812,384	0	(65,548)	155	70,970	0	7,817,961	
SALEM	0.3704	3,784	20,428,533	0	(174,985)	864	210,253	0	20,464,666	
POQUOSON	0.3797	2,021	11,101,638	0	(99,158)	546	110,633	192,269	11,305,928	
MANASSAS CITY	0.3582	7,383	51,033,453	0	(406,931)	1,683	418,142	0	51,046,347	
MANASSAS PARK	0.2676	3,519	26,316,379	0	(218,263)	503	227,423	0	26,326,042	
COLONIAL BEACH	0.3402	565	3,966,813	0	(35,083)	111	32,919	0	3,964,760	
WEST POINT	0.2422	816	5,404,450	0	(48,388)	102	54,544	0	5,410,708	
TOTAL:		1,248,936	\$6,795,039,122	\$61,822	(\$55,472,497)	\$369,837	\$61,576,587	\$9,033,300	\$6,810,608,190	

¹ Additional Lottery revenues reflect redirecting the \$55.5 million included in the introduced budget and an additional \$6.1 million new funding

