


*Report of the
House Appropriations
Subcommittee*

on

*Elementary & Secondary
Education*



*House Bill 29
&
House Bill 30*

February 21, 2016

REPORT OF THE SUBCOMMITTEE
on
ELEMENTARY & SECONDARY EDUCATION

Mr. Chairman and Members of the Committee:

The Elementary and Secondary Education Subcommittee is pleased to put before you a series of recommendations that provide a two-year net increase of \$897.7 million above the current adopted FY 2016 public education base budget as reflected in Chapter 665. This will increase the state's revised budget for public education to a total of \$15.2 billion for the next biennium.

Mr. Chairman, our children are our highest priority, and we put our money where our mouth is! Public education continues to be the single largest financial investment in the budget and comprises almost 30% of the general fund spending.

Money that is well spent on educating the 1.2 million students attending our public schools to become ready to enter the workforce or go on to higher education.

We believe that these budget recommendations further demonstrate our commitment to public education and work in concert with: (1) supporting our teachers, (2) promote greater choice and flexibility for schools, parents and students; and (3) encourage access to early childhood education through private partnerships.

Now, Mr. Chairman, I'd like to provide the Committee with several major highlights of our recommendations.

As many of you know, this even-year Session coincides with the rebenchmarking cycle for funding our schools. In summary, our two-year budget reflects a revised rebenchmarking total of \$400.7 million relative to

updating the SOQ, incentive, categorical and all incentivized-based program accounts. Just about half of this increase is from changes in salary and benefit costs, 25% for student related data and 25% non-personnel costs.

In addition to the technical rebenchmarking updates, the budget reflects almost \$500 million in policy related spending actions.

First Mr. Chairman, we continue to make our teachers a priority in the budget, and are recommending a salary and benefit increase total of \$140.0 million.

The majority of this funding, \$83.2 million, is for the state's share of a 2.0% teacher and support staff pay increase that is calculated on an effective date of July 10, 2017.

Further, new language gives more flexibility to school divisions on the actual implementation of the effective date of a 2.0 % salary increase. Schools will receive the state's funding as long as they provide an equivalent total pay increase no later than January 1, 2018.

This new language allows school divisions to apply salary increases given during the 2016-2017 school year toward satisfying the local match requirement for the 2.0% salary increase offered by the state in 2017-2018. We believe that this additional flexibility will help lessen financial stress on localities in the second year.

In addition, our recommendations provide \$55.1 million to advance VRS teacher retirement payments to 100% of the Board's certified rate in the second year and provides \$1.7 million in the first year to advance the group life rate to 100%.

Next Mr. Chairman, the Subcommittee recommends providing \$272.7 million to reinstate the policy that would distribute a portion of the Lottery Proceeds on a per pupil amount basis.

This amount is generated in part by repurposing \$202.9 million of new proposed spending in the introduced budget from: additional school-based positions, At-Risk Add-on, formula change for the Governor's Schools, No Loss, and several supplemental education initiatives. An additional \$69.8 million is provided from carryover Lottery revenues, additional Literary and General Fund revenues.

Accompanying language permits schools to use up to 50% of the money on recurring expenses and at least 50% on non-recurring expenses such as capital, equipment and maintenance needs. There is no local match requirement.

We believe that this recommendation will give schools more flexibility to spend funding on specific local needs as well as reduce the local tax burden and help decrease the local government's financial stress.

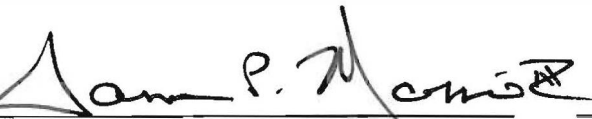
Lastly, I want to briefly mention a few other initiatives that we have included in our recommendations: \$40.6 million in the second year for COCA; \$10 million from the general fund to supplant Literary funds for VRS; \$4.6 million for expanding public-private partnership for preschool and scholarship grants in early education; \$2.5 million for CTE equipment and credentialing; and \$1.6 million to expand Virtual Virginia.

In closing, the Subcommittee's recommendations include a number of budgetary decisions supporting Virginia's outstanding school system. Mr. Chairman, our public school system continues to be ranked one of the best in the country and that's something that we can all be very proud of.

Mr. Chairman, I would like to thank my other committee members: Delegates Cox, Landes, Greason, Knight, McQuinn and Lindsey. I especially want to thank the Committee staff, Susan Hogge, and I will ask Susan to explain each of the Subcommittee's recommendations in more detail.

Finally, Mr. Chairman, I hope it will be the pleasure of the full Committee to adopt our recommendations.

Respectfully Submitted by the House Appropriations Subcommittee on
Elementary & Secondary Education:




James P. Massie, III, Chairman



M. Kirkland Cox



R. Steven Landes



Thomas A. Greason



Barry D. Knight



Delores L. McQuinn



Joseph C. Lindsey

Public Education
Amendment

HOUSE BILL 29 - FY 2016
General Nongeneral
Fund Fund

2016-18 BIENNIAL TOTAL
General Nongeneral
Fund Fund

HB 29 (2014-16 Budget)

Direct Aid to Public Education

Norton City Census Population Technical Correction	\$123,000
Technical Update for SPED Regional Tuition, Foster Care, & RSS	(\$1,271,186)
Technical Update for VPSA Educational Technology Grants	Language
Technical Update for Mid-year Sales Tax Revised Forecast	(\$4,834,727)

Part 3 - Interfund Transfers

Technical Update for Sales Tax Reforecast	Language
---	----------

HB 30 (2016-18 Budget)

Department Of Education, Central Office Operations

Technical - Remove Lang Related to Budget Reductions - Career Pathways Program	Language	
Technical - Remove Lang Related to Budget Reductions - PBIS Training	Language	
Eliminate New Lang - Transfer Sch Breakfast & Lunch Progs	Language	
Teacher Licensure - Dyslexia Training	\$414,000	
Virginia Virtual School - Start-up	\$275,000	\$550,000
Eliminate One Year Funding for New Pilot	(\$150,000)	
Technical - Remove Lang Related to Budget Reduc - ECS & Perf Eval	Language	
Review of Classroom Technology & Digital Content Dev	\$254,840	

Direct Aid To Public Education

Positive Behavioral Intervention & Support	(\$1,000,000)	
Tuition Grants for Community Colleges	(\$2,300,000)	
Continue Project Discovery Funding	(\$500,000)	
Pre-K STEM - Wolf Trap Model	(\$550,000)	
Eliminate New Initiative - Jason Learning Program	(\$200,000)	
Jobs for Virginia Graduates - Restore Funding	\$400,000	
Virginia Student Training & Refurbishment	\$100,000	
Technical - Listing of Supplemental Educ Prog	Language	
Language Clarification - Teach For America	Language	
Work Group to Review Use of Chromebooks	Language	
Va Virtual Sch-Transfer of State Ave SOQ PPA	Language	
Parental Choice Education Saving Account	Language	
Academic Year Governor's School	(\$5,586,116)	
Remove FY16 to FY17 Hold Harmless Funding	(\$3,803,288)	
Dual Enrollment for Home-school Students	Language	
Technical Correction - Free Lunch Date Ref	Language	
Technical Correction - Remove Lang Related to Budget Reduction & Clarifies In-State	Language	
Correction for Group Life Rate	\$1,709,940	
Reinstate Literary Funds for VRS	(\$20,000,000)	\$20,000,000
Technical Update for Sales Tax Mid-Year Forecast	(\$9,630,276)	
Expand Local Flexibility for Salary Increase	Language	
Update Lottery Proceeds Revenue Estimated from FY 2016 Carry Forward Balance	\$0	\$20,295,920
Technical Update for Data Corrections	(\$19,513,548)	
Regional CTE Center Planning Start-up Funding	\$100,000	
Language Clarification - School Breakfast	Language	
Re-purpose Addl Instruc Pos to Lottery PPA	(\$139,197,329)	
Re-purpose At-Risk Add-on Range Increase	(\$49,585,608)	
Lottery Proceeds Fund Per Pupil Allocations	\$242,422,820	
Additional General Fund Revenue for Lottery PPA	\$10,000,000	

Central Appropriations

Correction for Group Life Rate	Language
--------------------------------	----------

Part 3 - Interfund Transfers

Technical - Revised Lottery Proceeds Reforecast	Language
Technical Update for Revised Sales Tax Reforecast	Language

Amendments to House Bill 29, as Introduced

Item 135 #1h

Education	FY14-15	FY15-16	
Direct Aid to Public Education	\$0	\$123,000	GF

Language:

Page 28, line 12, strike "\$22,066,149" and insert "\$22,189,149".
Page 28, line 38, after "year", insert "and \$123,000 the second year."

Explanation:

(This amendment provides \$123,000 the second year from the general fund to Norton City Public School Division to address a technical adjustment needed relative to the school-aged population estimate reported by Weldon Cooper Center but was inadvertently overlooked.)

Item 136 #1h

Education	FY14-15	FY15-16	
Direct Aid to Public Education	\$0	(\$1,271,186)	GF

Language:

Page 33, line 1, strike "\$6,404,066,640" and insert "\$6,402,795,454".
Page 33, line 46, strike "\$5,739,977" and insert "\$4,209,784".
Page 34, line 6, strike "\$25,324,478" and insert "\$25,583,485".
Page 34, line 9, strike "\$5,541,815,321" and insert "\$5,540,544,135".
Page 34, line 51, strike "\$8,824,359" and insert "\$9,115,167".
Page 35, line 18, strike "\$84,943,308" and insert "\$83,122,307".
Page 35, line 31, strike "\$60,882,610" and insert "\$62,412,803".
Page 46, line 8, strike "\$5,739,977" and insert "\$4,209,784".
Page 46, line 9, strike "\$60,882,610" and insert "\$62,412,803".
Page 49, line 23, strike "\$25,324,478" and insert "\$25,583,485".
Page 59, line 28, strike "\$84,943,308" and insert "\$83,122,307".
Page 60, line 47, strike "\$8,824,359" and insert "\$9,115,167".

Explanation:

(This amendment captures a net savings of \$1.3 million in the second year from the general fund from revising the student participation totals for several programs. The Special Education - Regional Tuition costs decreased by \$1.8 million, the cost for Foster Care increased by about \$290,808, and Remedial Summer School increased by \$259,007.)

Item 136 #2h

Amendments to House Bill 29, as Introduced

Education

Direct Aid to Public Education

Language

Language:

Page 35, line 36, strike "\$71,163,200" and insert "\$66,880,700".

Page 51, line 46, strike "\$71,163,200" and insert "\$66,880,700".

Page 52, line 11, strike "\$71,163,200" and insert "\$66,880,700".

Explanation:

(This technical amendment updates the language for the Virginia Public School Authority (VPSA) Educational Technology total for the revised Spring 2016 issuance of debt based on actual participation.)

Item 136 #3h

Education

FY14-15

FY15-16

Direct Aid to Public Education

\$0

(\$4,834,727) GF

Language:

Page 33, line 1, strike "\$6,404,066,640" and insert "\$6,399,231,913".

Page 33, line 5, strike "\$5,734,699,322" and insert "\$5,729,864,595".

Page 33, line 42, strike "\$3,061,853,753" and insert "\$3,068,019,026".

Page 33, line 44, strike "\$1,327,900,000" and insert "\$1,316,900,000".

Page 34, line 9, strike "\$5,541,815,321" and insert "\$5,536,980,594".

Page 35, line 27, strike "\$987,797" and insert "\$986,771".

Page 35, line 31, strike "\$60,882,610" and insert "\$60,883,636".

Page 46, line 9, strike "\$60,882,610" and insert "\$60,883,636".

Page 46, line 36, strike "\$370,000,000" and insert "\$366,700,000".

Page 46, line 44, strike "\$246,700,000" and insert "\$244,500,000".

Page 46, line 53, strike "\$123,300,000" and insert "\$122,200,000".

Explanation:

(This technical amendment captures \$4.8 million in the second year from the general fund to reflect the net result of the sales tax estimated revenue for the mid-year forecast decrease of \$11.0 million and the SOQ Basic Aid account increase of \$6.2 million to offset the state's share of the decreased sales tax. This amendment also revises language related to the estimated transfer to the general fund from the Public Education Standards of Quality/Local Real Estate Property Tax Relief Fund.)

Item 3-5.03 #1h

Adjustments and Modifications to Tax Collections

Implementation of Chapter 3, Acts of Assembly of 2004, Special
Session I

Language

Language:

Page 222, line 24, strike "\$370,000,000" and insert "\$366,700,000".

Explanation:

(This amendment updates the estimated amount to be transferred to the general fund from the Public Education Standards of Quality/Local Real Estate Property Tax Relief Fund. These funds are derived from the 0.375 cent increase in the state sales and use tax levied pursuant to § 58.1-638, Code of Virginia, and are used to meet the Commonwealth's responsibilities for the Standards of Quality prescribed pursuant to Article VIII, Section 2, of the Constitution of Virginia. The revised estimate is based on the Department of Taxation's Mid-session 2016 Standard Forecast.)

Amendments to House Bill 30, as Introduced

Item 131 #1h

Education

Department of Education, Central Office Operations

Language

Language:

Page 101, strike lines 31 through 33.
Page 101, line 34, strike "F." and insert "E."
Page 102, line 2, strike "G." and insert "F."
Page 102, line 6, strike "H." and insert "G."
Page 102, line 10, strike "I." and insert "H."

Explanation:

(This technical amendment removes the language that was inadvertently left in the introduced budget for the Career Pathways Program which was eliminated as a budget saving initiative in the Department of Education during the 2015 Session and reflected in the current budget in Chapter 665.)

Item 132 #1h

Education

Department of Education, Central Office Operations

Language

Language:

Page 102, line 50, strike "\$402,000" and "\$402,000" and insert:
"\$197,416" and "\$197,416".

Explanation:

(This technical amendment removes the language that was inadvertently left in the introduced budget for the Positive Behavioral Interventions and Supports training which was reduced by \$204,584, or 51%, as a budget saving initiative in the Department of Education during the 2015 Session and reflected in the current budget in Chapter 665.)

Item 134 #1h

Education

Department of Education, Central Office Operations

Language

Language:

Page 103, strike lines 45 through 51.
Page 104, strike lines 1 through 4.

Amendments to House Bill 30, as Introduced

Explanation:

(This language amendment eliminates the transfer of the School Breakfast and Lunch programs' state funding and personnel to the Department of Agriculture and Consumer Services.)

		Item 136 #1h	
Education	FY16-17	FY17-18	
Department of Education, Central Office Operations	\$257,000 1.00	\$157,000 1.00	GF FTE

Language:

Page 104, line 27, strike "\$2,181,226" and insert "\$2,438,226".
 Page 104, line 27, strike "\$2,181,251" and insert "\$2,338,251".

Explanation:

(This amendment provides \$257,000 the first year and \$157,000 the second year from the general fund for the Department of Education to develop and implement training on indicators of dyslexia and the evidence-based interventions and accommodations for dyslexia for teachers who are seeking initial licensure or renewal of a license.)

		Item 137 #1h	
Education	FY16-17	FY17-18	
Department of Education, Central Office Operations	\$275,000 \$0 4.00	\$0 \$550,000 0.00	GF NGF FTE

Language:

Page 104, line 45, strike "\$18,953,680" and insert "\$19,228,680".
 Page 104, line 45, strike "\$19,005,311" and insert "\$19,555,311".
 Page 105, after line 46, insert:
 "J. Out of this appropriation, \$275,000 the first year from the general fund for a one-time start-up payment and \$550,000 from the non-general fund is provided to the Virginia Virtual School for personnel costs pursuant to the passage of House Bill 8."

Explanation:

(This amendment provides \$275,000 the first year from the general fund for a one-time start-up payment and \$550,000 the second year from non-general funds, which would be generated from payments from the multidivision on-line providers to DOE, for the Virginia Virtual School. The \$275,000 would cover the cost of the 4 full-time employees employed

Amendments to House Bill 30, as Introduced

by the Virginia Virtual School and Virginia Virtual Board members costs during the first year start-up. Staff should be hired by January 1, 2017, in order to be ready for the opening of the School for the 2017-18 school year. Once students have enrolled in the Virginia Virtual School in the fall of 2017, the costs of the administration of the School will be provided for by the multidivision online providers that contract to provide full-time virtual school programs with the School. There is a companion amendment in Item 139. This funding is contingent on the passage of House Bill 8.)

Item 137 #2h

Education	FY16-17	FY17-18
Department of Education, Central Office Operations	(\$150,000)	\$0 GF

Language:

Page 104, line 45, strike "\$18,953,680" and insert "\$18,803,680".
Page 105, strike lines 43 through 46.

Explanation:

(This amendment captures \$150,000 the first year from the general fund by eliminating the proposed new funding for a one-year pilot in the Department of Education's Central Office budget for academic planning and system improvements.)

Item 137 #3h

Education

Department of Education, Central Office Operations

Language

Language:

Page 105, strike lines 15 through 17.
Page 105, line 18, strike "E." and insert "D."
Page 105, line 29, strike "F." and insert "E."
Page 105, line 29, strike "\$138,500" and "\$138,500" and insert: "\$69,250" and "\$69,250".
Page 105, line 34, strike "G." and insert "F."
Page 105, line 38, strike "H." and insert "G."
Page 105, line 43, strike "I." and insert "H."

Explanation:

(This technical amendment removes language that was inadvertently left in the introduced budget for Education Commission of the States which was eliminated and it updates the budgeted amount for performance evaluation training given to school personnel in support of

Amendments to House Bill 30, as Introduced

the transition from continuing employment contracts to annual employment contracts for teachers and principals as two budget saving initiatives in the Department of Education during the 2015 Session and reflected in the current budget in Chapter 665.)

Item 137 #4h

Education	FY16-17	FY17-18	
Department of Education, Central Office	\$127,420	\$127,420	GF
Operations	1.00	1.00	FTE

Language:

Page 104, line 45, strike "\$18,953,680" and insert "\$19,081,100".

Page 104, line 45, strike "\$19,005,311" and insert "\$19,132,731".

Page 105, after line 46, insert:

"J. The Department of Education is directed to holistically review the statewide use of technology in the classroom and all sources of digital content development, and online learning such as virtual courses. The review shall include, but not be limited to, various types of technology currently used in the classroom such as personal computers, tablets, laptops, or other hand held devices, and how any such technology are used and coordinated with the various types of digital content or on-line options that support student academic improvement. The Department of Education shall report its preliminary findings to the Chairmen of House Appropriations and Senate Finance Committees by November 1, 2017."

Explanation:

(This amendment provides \$127, 420 each year from the general fund to the Department of Education to hire a new position that will be dedicated to the review of the use of technology and digital content or on-line based curriculum.)

Item 138 #3h

Education	FY16-17	FY17-18	
Direct Aid to Public Education	(\$500,000)	(\$500,000)	GF

Language:

Page 106, line 5, strike "\$27,391,970" and insert "\$26,891,970".

Page 106, line 5, strike "\$28,091,970" and insert "\$27,591,970".

Page 108, line 38, strike "\$1,098,000" and \$1,098,000" and insert: "\$598,000" and "\$598,000".

Explanation:

(This amendment saves \$500,000 each year from the general fund by continuing the current fiscal year 2016 level of funding for the Positive Behavioral Intervention & Supports

Amendments to House Bill 30, as Introduced

initiative.)

		Item 138 #4h	
Education	FY16-17	FY17-18	
Direct Aid to Public Education	(\$1,000,000)	(\$1,300,000)	GF

Language:

Page 106, line 5, strike "\$27,391,970" and insert "\$26,391,970".
Page 106, line 5, strike "\$28,091,970" and insert "\$26,791,970".
Page 110, line 23, strike "\$3,350,000" and insert "\$2,350,000".
Page 110, line 23, strike "\$4,050,000" and insert "\$2,750,000".
Page 110, line 29, strike "\$1,600,000" and insert "\$600,000".
Page 110, line 29, strike "\$2,300,000" and insert "\$1,000,000".

Explanation:

(This amendment captures \$2.3 million from the general fund by adjusting the new initiative's funding that the Virginia Early Childhood Foundation would administer to provide tuition scholarships to community college students for early education workforce courses. The new initiative will still have \$1.6 million available to provide tuition grants. In addition, the budget includes \$3.0 million in new funding for mixed-delivery preschool services to high-risk children and communities. The Foundation will continue to receive the \$500,000 in the current budget for a grant program to strengthen the capacity of local communities to promote school readiness for young children through innovative regional partnerships.)

		Item 138 #5h	
Education	FY16-17	FY17-18	
Direct Aid to Public Education	(\$250,000)	(\$250,000)	GF

Language:

Page 106, line 5, strike "\$27,391,970" and insert "\$27,141,970".
Page 106, line 5, strike "\$28,091,970" and insert "\$27,841,970".
Page 108, line 22, strike "\$675,000" and insert "\$425,000".
Page 108, line 23, strike "\$675,000" and insert "\$425,000".

Explanation:

(This amendment decreases \$250,000 each year from the increases proposed in the introduced budget for Project Discovery.)

Amendments to House Bill 30, as Introduced

Item 138 #6h

Education	FY16-17	FY17-18	
Direct Aid to Public Education	(\$275,000)	(\$275,000)	GF

Language:

Page 106, line 5, strike "\$27,391,970" and insert "\$27,116,970".
Page 106, line 5, strike "\$28,091,970" and insert "\$27,816,970".
Page 109, line 55, strike "\$600,000" and "\$600,000" and insert:
"\$325,000" and "\$325,000".
Page 110, line 1, strike "Arlington, Chesterfield,".
Page 110, line 2, strike "Norfolk, Petersburg, Richmond City,".

Explanation:

(This amendment saves \$275,000 each year from the general fund by continuing to fund the Pre-K STEM Thru the Arts - Wolf Trap Model initiative at the current fiscal year 2016 level.)

Item 138 #7h

Education	FY16-17	FY17-18	
Direct Aid to Public Education	(\$100,000)	(\$100,000)	GF

Language:

Page 106, line 5, strike "\$27,391,970" and insert "\$27,291,970".
Page 106, line 5, strike "\$28,091,970" and insert "\$27,991,970".
Page 111, strike lines 4 through 7.

Explanation:

(This amendment captures \$100,000 each year from the general fund from removing the new Jason Learning program initiative for an online STEM program.)

Item 138 #8h

Education	FY16-17	FY17-18	
Direct Aid to Public Education	\$200,000	\$200,000	GF

Language:

Page 106, line 5, strike "\$27,391,970" and insert "\$27,591,970".
Page 106, line 5, strike "\$28,091,970" and insert "\$28,291,970".
Page 106, line 11, strike "\$373,776" and insert "\$573,776".

Amendments to House Bill 30, as Introduced

Page 106, line 12, strike "\$373,776" and insert "\$573,776".

Explanation:

(This amendment restores \$200,000 each year from the general fund to provide the Jobs for Virginia Graduates initiative with the amount funded in fiscal year 2016.)

Item 138 #9h

Education	FY16-17	FY17-18
Direct Aid to Public Education	\$50,000	\$50,000 GF

Language:

Page 106, line 5, strike "\$27,391,970" and insert "\$27,441,970".

Page 106, line 5, strike "\$28,091,970" and insert "\$28,141,970".

Page 108, line 35, strike "\$250,000" and insert "\$300,000".

Page 108, line 36, strike "\$250,000" and insert "\$300,000".

Explanation:

(This amendment provides \$50,000 each year from the general fund to support the Virginia Student Training and Refurbishment (VA STAR) Program. VA STAR is a collaborative effort of the Secretaries of Education and Technology and the Department of Education and General Services to introduce Virginia's students to the field of Information Technology (IT). The ultimate goal of VA STAR, which is administered by the Prince William County school divisions, is to create a sustainable educational program that takes surplus hardware from state agencies or private companies in order to offer students IT repair certification. Once refurbished, the computers are available for school use or distributed to students' families and community foundations needing them. Still in its infancy, VA STAR already has more than 63 schools in 38 school divisions participating with divisions ranging in size from rural King William to urban Fairfax. It has clearly demonstrated that it is an excellent teaching tool that also results in savings (King William has saved an estimated \$45,000) to school divisions, and has established itself as a program that can be beneficial to school divisions across the Commonwealth. This amendment continues funding necessary for VA STAR to continue the program within currently participating school divisions and to expand the number of participants through the 2016-18 biennium.)

Item 138 #10h

Education

Direct Aid to Public Education

Language

Language:

Amendments to House Bill 30, as Introduced

Page 106, after line 10, insert:

"Appropriation Detail of Supplemental Education Assistance Programs (14300)

Career and Technical Education Resource Center	\$298,021	\$298,021
Jobs for Virginia Graduates	\$573,776	\$573,776
Project Discovery	\$425,000	\$425,000
Small School Division Assistance	\$145,896	\$145,896
Southside Virginia Technology Consortium	\$58,905	\$58,905
Southwest Virginia Public Education Consortium	\$124,011	\$124,011
Van Gogh Outreach Program	\$71,849	\$71,849
Charter School Supplement	\$100,000	\$100,000
Virginia Student Training and Refurbishment (VA STAR) Program	\$300,000	\$300,000
Teacher Recruitment & Retention Incentive Payments	\$2,331,000	\$2,331,000
National Board Certification Program	\$5,885,000	\$5,885,000
Great Aspirations Scholarship Program	\$212,500	\$212,500
Communities in Schools	\$1,244,400	\$1,244,400
Newport News Aviation Academy - STEM Program	\$100,000	\$100,000
Positive Behavioral Interventions & Support	\$598,000	\$598,000
Year-Round Schools Planning Grants	\$7,763,312	\$7,763,312
Teach for America	\$500,000	\$500,000
Wolf Trap Model STEM Program	\$325,000	\$325,000
Achievable Dream	\$500,000	\$500,000
Teacher Residency Program	\$500,000	\$500,000
Computer Science Training For Teachers	\$550,000	\$550,000
Virginia Early Childhood Foundation (VECF)	\$2,350,000	\$2,750,000
Career Council at Northern	\$60,300	\$60,300

Amendments to House Bill 30, as Introduced

Neck Career & Technical Center		
High School Program Innovation	\$500,000	\$500,000
Total	\$25,516,970	\$25,916,970

Explanation:

(This language amendment adds a table for all of the supplemental education assistance programs that are funded in the Direct Aid to Public Education for Item 138.)

Item 138 #11h

Education

Direct Aid to Public Education

Language

Language:

Page 109, line 47, after "America program" strike", the Teacher Residency program, or to other preparation".

Page 109, after line 47, insert "School divisions or their partners may apply for those funds"

Page 109, strike lines 48 through 50.

Page 109, line 53, strike "for the same".

Page 109, after line 53, insert "exclusively for Teach for America."

Page 109 strike line 54.

Explanation:

(This language amendment clarifies that the funding included in the budget for the Teach for America initiative will only be spent for that program.)

Item 139 #1h

Education

Direct Aid to Public Education

Language

Language:

Page 131, after line 43, insert:

"1. The Department of Education is directed to convene a workgroup to review the current utilization of separate computer labs in schools for instruction and testing requirements and consider a transition to the usage of Chromebooks and similar other types of tablets or laptop computers in the classroom for students to use as an integrated part of instruction and Standards of Learning testing using the TestNav 8 software system upgrades. The workgroup

Amendments to House Bill 30, as Introduced

shall review the Department's Virginia Digital Textbook Marketplace contract and guidelines for the implementation of the pilot projects established in eight school divisions in the 2015-2016 school year and review the effectiveness of the pilots at the end of the year for improving academic success. Further, the workgroup shall consider repurposing new issuances for educational technology grants to be used to purchase or lease Chromebooks or similar laptop devices. The workgroup shall consist of the Superintendent of Instruction, or his designee, key staff from the Department, superintendents from each of the eight superintendent regions, selected legislative and staff members from the General Assembly and other stakeholders. "

Explanation:

(This language amendment establishes a workgroup to review the transition from the use of computer labs in schools to the use of Chromebook tablets and similar laptop devices in classrooms.)

Item 139 #2h

Education

Direct Aid to Public Education

Language

Language:

Page 144, after line 6, insert:

"40. Virginia Virtual School Transfer Payments

Out of this appropriation, the Department of Education shall transfer the average state share of Standards of Quality per pupil funding and the state's sales tax per pupil amount of funding to the Virginia Virtual School for each student that is enrolled in the Virginia Virtual School and who was previously enrolled in public school. Funds shall be transferred based on the number of actual students enrolled in the Virginia Virtual School with a limit of 5,000 student per school year. The Department of Education shall transfer these funds to the Virginia Virtual School semimonthly."

Explanation:

(This language amendment is self-explanatory and contingent on the passage of House Bill 8.)

Item 139 #3h

Education

Direct Aid to Public Education

Language

Language:

Page 144, after line 6, insert:

Amendments to House Bill 30, as Introduced

"40. Parental Choice Education Savings Account Payments

A.1. The Department of Education is directed to transfer ninety percent of the total of the state's share of the per pupil amount of Standards of Quality, sales tax per pupil funding amount and any applicable special education funding to a school division from which a parent of an eligible kindergarten through grade eleven special education student who has an individual education plan for the purpose of receiving special education services and has applied and been approved for a Parental Choice Education Savings account, pursuant to the passage of House Bill 389.

2. The resident school division shall deposit the received eligible state funds defined in this item, 40.A.1., into such Parental Choice Education Savings Account and such deposit shall be contingent on approval of any prior submissions of required receipts and invoices from such parents for the eligible education expenses for the qualified eligible student.

3. Parents receiving such state funds will be allowed to use the funds deposited in the Parental Choice Savings Account solely for one or more of the following expenses on behalf of the qualified student: (i) tuition, fees, or required textbooks at a qualified school; (ii) educational therapies or services for the qualified student from a practitioner or provider, including paraprofessionals or educational aides; (iii) tutoring services; (iv) curriculum; (v) tuition or fees for a private online learning program; (vi) fees for a nationally standardized norm-referenced achievement test, an Advanced Placement examination, or any examination taken to gain admission to an institution of higher education; (vii) tuition fees or required textbooks at an eligible institution; (viii) fees for management of the Savings Account by firms selected by the Plan pursuant to subsection A of § 22.1-222.3; (ix) services that are offered on a fee-for-service basis by a public elementary or secondary school to the public, including classes and extracurricular activities; (x) such insurance or surety bond payments as may be required by the Virginia College Savings Plan Agency; or (xi) transportation, consumable educational supplies, or any other goods or services that are necessary for the provision of the qualified student's education pursuant to § 22.1-254, in exchange for solely educating the qualifying eligible student.

4. Each parent who expends any funds from a Parental Choice Savings Account shall submit all applicable receipts and invoices for such expenditures to the resident school division for review of appropriateness of each expense and possible audit. Each resident school division shall determine, based on the policies established by the Department of Education pursuant to subsection F of § 22.1.222.3, the appropriateness of the submitted receipts and invoices prior to considerations for a subsequent renewal request.

5. The Department of Education and the Virginia 529 College Savings Plan agencies shall be required to manage and audit each Parental Choice Education Savings Account that approved parents have established with an approved financial institution where accounts are maintained."

Explanation:

(This language amendment directs the resident school division to deposit the appropriate

Amendments to House Bill 30, as Introduced

state's share of SOQ, sales tax and any applicable special education funding received from the Department of Education for a qualifying student into an approved and established Parental Choice Education Savings account. The amendment further direct the Department of Education and the Virginia College Savings Plan agencies to manage and audit such accounts.)

Item 139 #4h

Education	FY16-17	FY17-18	
Direct Aid to Public Education	(\$1,859,617)	(\$3,726,499)	GF

Language:

Page 111, line 12, strike "\$6,513,609,587" and insert "\$6,511,749,970".

Page 111, line 12, strike "\$6,793,413,730" and insert "\$6,789,687,231".

Page 112, line 8, strike "\$18,680,108" and insert "\$16,820,491".

Page 112, line 8, strike "\$20,998,982" and insert "\$17,272,483".

Page 112, line 21, strike "\$69,478,352" and insert "\$67,618,735".

Page 112, line 21, strike "\$214,867,359" and insert "\$211,140,860".

Page 139. after line 52, insert:

"4) The Department of Education shall review the distribution methodology used to determine governor's school tuition payments by November 4, 2016, and submit the findings of the review to the Chairmen of House Appropriations and Senate Finance Committees. The review shall include, but not be limited to, consideration of the length of the academic program day with the intent to determine and provide an equitable distribution of tuition payments based on the actual lengthen of academic program day, the appropriate state and local shares, and the academic model used by governor's schools in the configuration of the funding formula."

Page 139, strike lines 53 through 56.

Page 140, strike line 1.

Explanation:

(This amendment saves \$1.8 million the first year and \$3.7 million the second year from the general fund and maintains the current funding formula for the Academic Year Governor's Schools. The budget reflects an increase of almost \$350,000 the second year to provide the state's share of a 2.0% salary increase. The amendment further directs DOE to review the tuition distribution methodology such that the distributions are equitable based on the lengthen of the academic program day.)

Item 139 #5h

Education	FY16-17	FY17-18
------------------	----------------	----------------

Amendments to House Bill 30, as Introduced

Direct Aid to Public Education

(\$3,803,288)

\$0 GF

Language:

Page 111, line 12, strike "\$6,513,609,587" and insert "\$6,509,806,299".
Page 111, line 47, after "Textbooks" insert "(split funded)".
Page 111, line 47, strike "\$76,610,200" and insert "\$74,836,418".
Page 112, line 5, strike "\$5,844,303,468" and insert "\$5,842,529,686".
Page 112, line 10, strike "\$2,029,506" and insert "\$0".
Page 112, line 21 strike "\$69,478,352" and insert "\$67,448,846".
Page 112, line 35, strike "\$121,475,611" and insert "\$123,505,117".
Page 113, after line 5, insert "Textbooks (split-funded) \$1,773,782 \$0".
Page 113, strike line 6.
Page 123, line 8, strike "\$76,610,200" and insert "\$74,836,418".
Page 123, line 9, after "fund" insert:
"and \$1,773,782 the first year from the Lottery Proceeds Fund".
Page 125, line 10, strike "\$2,029,506 the first year and".
Page 125, line 11, strike "\$121,475,611" and insert "\$123,505,117".
Page 143, strike lines 45 through 48.
Page 143, line 49, strike "39" and insert "38".

Explanation:

(This amendment saves \$3.8 million the first year from the general fund by eliminating the extra funding allocated to selected divisions that had a decrease in funding from fiscal year 2016 to fiscal year 2017, attributed to a decrease in student membership and an increase in local composite index.)

Item 139 #6h

Education

Direct Aid to Public Education

Language

Language:

Page 121, after line 33, insert:
"28. The Department of Education, in collaboration with the Virginia Community College System, will ensure that the same policy regarding dual enrollment tuition-free waiver option shall be applied in the same manner for students enrolled in the public education system and students that are home-schooled. In addition, any reduced tuition cost options afforded to parents of public school students who are enrolled in a dual enrollment course in a community college shall also be available to parents of home-schooled students."

Explanation:

(This language amendment is self-explanatory.)

Item 139 #8h

Education

Direct Aid to Public Education

Language

Language:

Page 115, line 30, strike "2015" and insert:

"2014. In addition, October 2013 Free Lunch eligibility data will be used for schools that participate in the Community Eligibility Program."

Explanation:

(This technical language amendment corrects a date reference for free lunch data and clarifies that October 2013 free lunch data will be used for those schools that participate in the Community Eligibility Program.)

Item 139 #9h

Education

Direct Aid to Public Education

Language

Language:

Page 133, line 53, after "four-years-olds", insert "who are in-state and".

Page 133, line 23, after "biennial budget", strike remaining line.

Page 133, strike lines 24 through 26.

Page 133, line 27, strike "provided."

Explanation:

(This technical amendment removes language that was inadvertently left in the budget. The appropriation was removed in the introduced budget, but the related language was not deleted. It also clarifies that the program is solely for in-state students.)

Item 139 #10h

Education

Direct Aid to Public Education

FY16-17

\$1,709,940

FY17-18

\$0 GF

Language:

Page 111, line 12, strike "\$6,513,609,587" and insert "\$6,515,319,527".

Page 112, line 3, strike "\$12,051,432" and insert "\$13,761,372".

Page 112, line 5, strike "\$5,844,303,468" and insert "\$5,846,013,408".

Amendments to House Bill 30, as Introduced

Explanation:

(This amendment adds \$1.7 million the first year from the general fund to correct the group life rate that is included in the introduced budget. Unlike the retirement investments that reflect separate pools and rates for state employees and school divisions, VRS has always maintained a single pool for group life and budgeted a single rate. However, the introduced budget reflected a lower rate for schools of 0.47 percent instead of the same rate that is budgeted for state employees of 0.52 percent. This amendment corrects the group life rate that should be budgeted and used for school divisions and consequently increases the state and local costs. There is a companion language amendment in Item 475 that corrects the group life rate for school divisions.)

Item 139 #11h

Education	FY16-17	FY17-18	
Direct Aid to Public Education	\$0	(\$20,000,000)	GF
	\$0	\$20,000,000	NGF

Language:

Page 122, line 6, strike "\$135,223,825" and insert "\$155,223,825".

Explanation:

(This amendment allocates \$20.0 million the second year from available balances in the Literary Fund to pay for a portion of the teacher retirement costs. The freed up general funds will be used in support of providing school divisions with revenues allocated on a per pupil basis through the Lottery Proceed Fund.)

Item 139 #12h

Education	FY16-17	FY17-18	
Direct Aid to Public Education	(\$4,815,138)	(\$4,815,138)	GF

Language:

Page 111, line 12, strike "\$6,513,609,587" and insert "\$6,508,794,449".
Page 111, line 12, strike "\$6,793,413,730" and insert "\$6,788,598,592".
Page 111, line 45, strike "\$3,153,190,035" and insert "\$3,159,374,897".
Page 111, line 45, strike "\$3,184,787,160" and insert "\$3,190,972,022".
Page 111, line 46, strike "\$1,393,300,000" and insert "\$1,382,300,000".
Page 111, line 46, strike "\$1,443,300,000" and insert "\$1,432,300,000".

Explanation:

(This technical amendment captures \$4.8 million each year from the general fund to reflect

Amendments to House Bill 30, as Introduced

the update to reflect the net result of the sales tax estimated revenue for the mid-year forecast decrease of \$11.0 million each year and the SOQ Basic Aid account increase of \$6.2 million each year to offset the state's share of the decreased sales tax.)

Item 139 #13h

Education

Direct Aid to Public Education

Language

Language:

Page 143, line 18, strike "in" and insert "by".

Explanation:

(This language amendment provides additional flexibility to school divisions in implementing and satisfying the local matching requirements for the two percent salary increase for instructional and support positions included in paragraph 36. a.1) and 2) in Item 139 of the introduced budget. School divisions will be allowed to include salary increases provided to instructional and support positions during fiscal year 2017 and fiscal year 2018 by January 1, 2018 in an accumulative manner, to satisfy the required minimum average salary increase of two percent has been provided by the second year by January 1, 2018, in order to be eligible to receive the state's share of a two percent salary increase effective on July 10, 2017.)

Item 139 #14h

Education

FY16-17

FY17-18

Direct Aid to Public Education

\$20,295,920

\$0 NGF

Language:

Page 111, line 12, strike "\$6,513,609,587" and insert "\$6,533,905,507".

Page 113, line 7, strike "\$541,231,250" and insert "\$561,527,170".

Explanation:

(This amendment provides \$20.3 million in the first year from carry forward Lottery Proceeds Fund revenues from fiscal year 2016.)

Item 139 #15h

Education

FY16-17

FY17-18

Direct Aid to Public Education

(\$9,850,181)

(\$9,663,367) GF

Amendments to House Bill 30, as Introduced

Language:

Page 111, line 12, strike "\$6,513,609,587" and insert "\$6,503,759,406".
Page 111, line 12, strike "\$6,793,413,730" and insert "\$6,783,750,363".

Explanation:

(This technical amendment reflects appropriation updates as a result of technical revisions made to source data for the following programs: Foster Care (\$38,905); CEP Schools F/L \$1,015,140; SPED Regional Tuition (\$5,421,054); Additional Instructional Positions \$94,897; Remedial Summer School (\$4,084); Emporia's Free Lunch percentage (\$227,943); Rappahannock supplemental basic aid \$27,918; Manassas City Vocational Education PPA \$386,854; Bedford City free lunch percentage (\$15,346,371). The associated budget language for each program will be updated during the enrolling process if this amendment is adopted.)

Item 139 #16h

Education	FY16-17	FY17-18
Direct Aid to Public Education	\$100,000	\$0 GF

Language:

Page 111, line 12, strike "\$6,513,609,587" and insert "\$6,513,709,587".
Page 140, after line 10, insert:

"i. Out of this appropriation, \$100,000 the first year from the general fund is available for the Department of Education to develop, in collaboration with the schools divisions and community colleges in the Roanoke Valley region, a model proposal that establishes a Regional Career and Technical Governor's School Center."

Explanation:

(This amendment provides a one-time allocation of \$100,000 in the first year from the general fund to develop a regional Career and Technical Governor's School Center in the Roanoke Valley area. The surrounding school divisions and local community college will offer dual enrollment to high school students that focus on regional industry needs such as coding/games/App design, cyber security, and automotive service excellence (ASE) certified technicians.)

Item 139 #17h

Education	Language
Direct Aid to Public Education	Language

Amendments to House Bill 30, as Introduced

Language:

Page 140, line 38, strike "either,".

Page 140, line 38, after "school" insert:

"After-the-Bell Model".

Page 140, line 39, strike "at" and insert:

"only to".

Page 140, line 40, after "participating" insert:

"eligible elementary".

Page 140, line 40, strike "or" and insert:

"and".

Page 140, line 42, after "school." insert:

"The Department of Education is directed to ensure that only eligible elementary schools receive reimbursement funding for participating in the After-the-Bell school breakfast model."

Explanation:

(This language amendment clarifies that only an elementary school that has more than 45 percent of its students eligible for free or reduced lunch meals is eligible to request and potentially receive state reimbursement funding of \$0.05 cents per breakfast meal served through an After-the-Bell breakfast model to its students. In addition, the language directs the Department of Education to ensure that only eligible elementary schools receive such reimbursement funding for participating in the After-the-Bell breakfast model. All schools that offer additional traditional breakfast meals may request state reimbursement funding of \$0.05 cents per additional breakfast meal served under this initiative.)

Item 139 #18h

Education

FY16-17

FY17-18

Direct Aid to Public Education

(\$42,738,796)

(\$96,458,533)

GF

Language:

Page 111, line 12, strike "\$6,513,609,587" and insert "\$6,470,870,791".

Page 111, line 12, strike "\$6,793,413,730" and insert "\$6,696,955,197".

Page 112, strike line 9.

Page 112, line 21, strike "\$69,478,352" and insert "\$26,802,419".

Page 112, line 21, strike "\$214,867,359" and insert "\$118,456,870".

Page 143, strike lines 28 through 44.

Page 143, line 45, strike "38" and insert "37".

Page 143, line 49, strike "39" and insert "38".

Explanation:

(This amendment redirects \$42.7 million the first year and \$96.5 million the second year

Amendments to House Bill 30, as Introduced

from the general fund to be used toward reinstating the policy of providing school divisions with a Lottery Fund per pupil amount basis.)

Item 139 #19h

Education	FY16-17	FY17-18	
Direct Aid to Public Education	(\$24,676,052)	(\$24,909,556)	GF

Language:

Page 111, line 12, strike "\$6,513,609,587" and insert "\$6,488,933,535".

Page 111, line 12, strike "\$6,793,413,730" and insert "\$6,768,504,174".

Page 111, line 47, after "Textbooks" insert "(split funded)".

Page 111, line 47, strike "\$76,610,200" and insert "\$53,963,654".

Page 111, line 47, strike "\$76,878,558" and insert "\$51,969,002".

Page 112, line 5, strike "\$5,844,303,468" and insert "\$5,821,656,922".

Page 112, line 5, strike "\$5,978,073,623" and insert "\$5,953,164,067".

Page 112, strike line 10.

Page 112, line 21, strike "\$69,478,352" and insert "\$67,448,846".

Page 112, line 35, strike "(split funded)".

Page 112, line 35, strike "\$121,475,611" and insert "\$98,829,065".

Page 112, line 35, strike "\$116,433,736" and insert "\$91,524,180".

Page 113, after line 6, insert "Textbooks (split funded) \$22,646,546 \$24,909,556".

Page 123, line 8, strike "\$76,610,200" and insert "\$53,963,654".

Page 123, line 8, strike "\$76,878,558" and insert "\$51,969,002".

Page 123, line 9, after "fund" insert:

"and \$22,646,546 the first year and \$24,909,556 the first year from the Lottery Proceeds Fund".

Explanation:

(This amendment redirects \$24.7 million the first year and \$24.9 million, the second year from the new funding included in the introduced budget for the increased range used for the At-Risk Add-on, toward reinstating the policy of providing school divisions with a Lottery Fund per pupil amount basis

Item 139 #20h

Education	FY16-17	FY17-18	
Direct Aid to Public Education	\$85,249,444	\$157,173,376	GF

Language:

Page 111, line 12, strike "\$6,513,609,587" and insert "\$6,598,859,031".

Amendments to House Bill 30, as Introduced

Page 111, line 12, strike "\$6,793,413,730" and insert "\$6,950,587,106".

Page 113, after line 6, insert:

"Supplemental Lottery Per Pupil Allocation \$105,494,302 \$167,174,802".

Page 113, line 7, strike "\$541,231,250" and insert "\$561,527,170".

Page 144, after line 6, insert:

"40. Supplemental Lottery Per Pupil Allocation Payments

a. Out of this appropriation, an amount estimated at \$105,494,302 the first year and \$167,174,802 the second year from the Lottery Proceeds Fund shall be disbursed by the Department of Education to local school divisions to support the state share of an estimated \$151.18 per pupil the first year and \$238.73 per pupil the second year in adjusted March 31 average daily membership. These per pupil amounts are subject to change for the purpose of payment to school divisions based on the actual March 31 ADM collected each year. No locality shall be required to maintain a per pupil expenditure which is greater than the per pupil amount expended by the locality for such purposes in the year upon which the 2016-18 biennial Standards of Quality expenditure data were based.

b. Of the amounts listed above, no more than 50 percent shall be used for recurring costs and at least 50 percent shall be spent on nonrecurring expenditures by the relevant school divisions. Nonrecurring costs shall include school construction, additions, infrastructure, site acquisition, renovations, technology, and other expenditures related to modernizing classroom equipment, and debt service payments on school projects completed during the last 10 years.

c. Any lottery funds provided to school divisions from this Item that are unexpended as of June 30, 2017, and June 30, 2018, shall be carried on the books of the locality to be appropriated to the school division in the following year."

Explanation:

(This amendment provides \$85.2 million the first year and \$157.2 million the second year from the Lottery Proceeds Fund and distributes to schools divisions on a per pupil amount basis. This amendment reinstates the policy that provides a per pupil amount to school divisions from the Lottery Fund. There are other amendments in this Item that provide additional revenues toward this initiative that collectively equal to \$105.5 million in the first year and \$167.2 million the second year.)

	Item 139 #21h	
Education	FY16-17	FY17-18
Direct Aid to Public Education	\$0	\$10,000,000 GF

Language:

Page 111, line 12, strike "\$6,793,413,730" and insert "\$6,803,413,730".

Explanation:

(This amendment provides \$10 million the second year from the general fund to support the reinstatement of the policy that allocates a portion of Lottery Proceeds revenues to distribute to school divisions on a per pupil amount basis.)

Item 475 #2h

Central Appropriations

Central Appropriations

Language

Language:

Page 400, line 52, strike "0.47%" and insert "0.52%".

Explanation:

(This language amendment corrects the group life rate for school divisions in the first year from 0.47 percent to 0.52 percent. There is a companion amendment in Item 139 that provides \$1.4 million in fiscal year 2017 to pay for the increased rate.)

Item 3-1.01 #2h

Transfers

Interfund Transfers

Language

Language:

Page 444, line 26, strike the first "\$541,231,250" and insert "\$561,527,170".

Explanation:

(This technical amendment updates the language that references the amount of Lottery Proceeds revenues that will be referred to the Direct Aid to Public Education budget in Item 139 in the first year.)

Item 3-5.03 #1h

Adjustments and Modifications to Tax Collections

Implementation of Chapter 3, Acts of Assembly of 2004, Special Session I

Language

Language:

Page 449, line 15, strike "\$388,200,000" and "\$401,700,000" and insert: "\$384,900,000" and "\$398,500,000".

Explanation:

(This amendment updates the estimated amount to be transferred to the general fund from the Public Education Standards of Quality/Local Real Estate Property Tax Relief Fund. These funds are derived from the 0.375 cent increase in the state sales and use tax levied pursuant to § 58.1-638, Code of Virginia, and are used to meet the Commonwealth's responsibilities for the Standards of Quality prescribed pursuant to Article VIII, Section 2, of the Constitution of Virginia. The revised estimate is based on the Department of Taxation's Mid-session 2016 Standard Forecast.)

HB 29

APPENDIX A

Direct Aid to Public Education
2015-16

Proposed Amendments to HB 29, As Introduced: 2015-2016 Direct Aid to Public Education Estimated Distribution

School Division	Key Data				FY 2016 Introduced Budget HB 29	Technical Updates				FY 2016 Estimated Distribution House Appropriations
	2014-16 Comp Index	FY 2016 Proj Unadj ADM in Chap 665	FY 2016 Distribution Chap 665	FY 2016 Proj Unadj ADM in HB 29		Update FY16 Foster Care Projection	Update FY16 Spec.Ed. - Regional Tuition Projection	Update FY16 Remedial Summer School Data Resubmission	Update FY 2016 Revised Sales Tax Estimate	
ACCOMACK	0.3555	5,054	\$32,045,921	5,092	\$31,405,392	\$0	(\$84)	\$0	(\$14,479)	\$31,390,829
ALBEMARLE	0.6506	13,492	48,070,625	13,279	47,458,184	(1,552)	(5,822)	0	(84,964)	47,365,846
ALLEGHANY	0.2423	2,141	14,613,460	2,186	14,857,640	1,561	0	0	(4,808)	14,854,393
AMELIA	0.3309	1,769	10,556,288	1,770	10,443,369	0	0	0	(5,341)	10,438,028
AMHERST	0.3079	4,000	25,531,165	4,004	25,479,653	3,494	(4,419)	0	(12,463)	25,466,266
APPOMATTOX	0.3080	2,140	13,102,975	2,194	13,328,973	627	(921)	0	(6,043)	13,322,636
ARLINGTON	0.8000	24,684	61,993,421	24,161	61,062,703	0	0	0	(153,231)	60,909,472
AUGUSTA	0.3545	9,934	53,256,977	10,130	54,232,437	250	(3,827)	0	(33,606)	54,195,254
BATH	0.8000	545	1,662,278	534	1,644,728	(964)	0	0	(4,101)	1,639,663
BEDFORD	0.3132	9,664	55,488,399	9,614	55,101,142	9,221	(2,301)	0	(34,883)	55,073,178
BLAND	0.3254	807	4,759,800	801	4,732,469	200	0	0	(2,403)	4,730,266
BOTETOURT	0.3720	4,770	24,778,780	4,675	24,322,488	491	(711)	0	(16,931)	24,305,338
BRUNSWICK	0.2985	1,727	13,293,265	1,681	12,978,678	853	0	0	(5,848)	12,973,684
BUCHANAN	0.3572	2,877	17,668,993	2,891	17,742,225	0	0	0	(9,376)	17,732,849
BUCKINGHAM	0.3347	1,915	12,696,161	1,899	12,634,052	9	0	0	(6,492)	12,627,569
CAMPBELL	0.2760	7,552	44,845,680	7,630	45,073,747	4,283	25,871	0	(19,854)	45,084,047
CAROLINE	0.3272	4,183	24,944,604	4,165	24,623,298	2,080	0	0	(12,862)	24,612,516
CARROLL	0.2696	3,567	23,360,765	3,736	24,236,501	23	4,232	0	(9,818)	24,230,938
CHARLES CITY	0.4432	661	4,125,741	678	4,209,913	0	0	0	(3,521)	4,206,392
CHARLOTTE	0.2505	1,825	12,911,841	1,828	12,973,108	616	(35,045)	0	(4,269)	12,934,410
CHESTERFIELD	0.3496	59,919	311,929,886	58,801	302,952,724	14,266	(130)	0	(176,435)	302,790,425
CLARKE	0.5153	1,942	8,689,798	1,974	8,823,196	1,801	0	0	(9,820)	8,815,177
CRAIG	0.3157	584	4,199,949	598	4,203,077	357	(44,409)	0	(2,104)	4,156,921
CULPEPER	0.3445	7,908	43,938,606	7,897	43,735,570	2	(3,976)	0	(25,010)	43,706,587
CUMBERLAND	0.2781	1,315	9,421,407	1,297	9,311,649	0	0	0	(3,644)	9,308,005
DICKENSON	0.2711	2,236	14,565,745	2,187	14,244,912	0	0	0	(5,311)	14,239,601
DINWIDDIE	0.2882	4,357	26,878,802	4,398	26,890,840	268	0	0	(11,007)	26,880,102
ESSEX	0.4023	1,462	8,683,134	1,425	8,499,138	0	0	0	(5,716)	8,493,422
FAIRFAX	0.6807	179,821	613,926,779	178,190	607,159,963	22,537	0	0	(1,064,888)	606,117,613
FAUQUIER	0.5586	10,950	45,704,609	10,926	45,661,808	511	(4,138)	0	(55,984)	45,602,197
FLOYD	0.3470	1,950	11,594,379	2,004	11,880,138	2,956	0	0	(6,987)	11,876,107
FLUVANNA	0.3836	3,481	19,273,012	3,451	19,107,178	2,790	0	0	(13,132)	19,096,836
FRANKLIN	0.4138	7,138	38,699,761	6,930	39,482,667	7,766	(949,316)	0	(28,601)	38,512,516
FREDERICK	0.3719	13,048	70,466,579	13,034	69,664,349	6,857	(6,892)	0	(44,137)	69,620,178
GILES	0.2867	2,395	15,043,853	2,409	15,102,891	1,909	0	0	(6,498)	15,098,302
GLOUCESTER	0.3661	5,257	27,556,535	5,369	27,750,683	433	(3,246)	0	(17,625)	27,730,245
GOOCHLAND	0.8000	2,382	6,521,608	2,503	6,697,471	505	0	0	(21,511)	6,676,465
GRAYSON	0.3461	1,670	10,537,933	1,623	10,263,098	92	(677)	0	(6,037)	10,256,476
GREENE	0.3568	3,130	18,271,501	3,070	17,931,186	828	(4,604)	0	(9,752)	17,917,658

Proposed Amendments to HB 29, As Introduced: 2015-2016 Direct Aid to Public Education Estimated Distribution

School Division	Key Data				FY 2016 Introduced Budget <u>HB 29</u>	Technical Updates				FY 2016 Estimated Distribution House Appropriations
	2014-16 Comp Index	FY 2016 Proj Unadj ADM in <u>Chap 665</u>	FY 2016 Distribution <u>Chap 665</u>	FY 2016 Proj Unadj ADM in <u>HB 29</u>		Update FY16 Foster Care Projection	Update FY16 Spec.Ed. - Regional Tuition Projection	Update FY16 Remedial Summer School Data Resubmission	Update FY 2016 Revised Sales Tax Estimate	
GREENSVILLE	0.2259	1,331	9,603,282	1,384	9,969,241	(58)	(254)	0	(2,621)	9,966,308
HALIFAX	0.3011	5,165	34,691,780	5,026	33,602,052	312	(130)	223,808	(14,379)	33,811,663
HANOVER	0.4070	17,507	85,544,624	17,735	86,424,600	6,340	0	0	(62,979)	86,367,961
HENRICO	0.4059	50,254	251,669,004	50,289	249,544,674	41,160	(235)	0	(180,707)	249,404,892
HENRY	0.2408	7,077	48,254,569	7,020	47,684,757	1,650	(4,497)	0	(15,740)	47,666,170
HIGHLAND	0.8000	178	1,503,018	190	1,587,236	599	0	0	(688)	1,587,147
ISLE OF WIGHT	0.4195	5,483	28,181,924	5,316	27,322,266	1,882	(3,208)	0	(20,458)	27,300,481
JAMES CITY	0.5632	10,287	41,764,630	10,333	41,743,248	0	0	0	(52,155)	41,691,093
KING GEORGE	0.3774	4,323	22,048,693	4,239	21,506,241	0	0	0	(14,436)	21,491,805
KING & QUEEN	0.4338	875	5,405,212	800	4,978,122	(33)	0	(11,486)	(3,838)	4,962,764
KING WILLIAM	0.3196	2,169	13,163,856	2,226	13,350,807	498	0	0	(5,750)	13,345,554
LANCASTER	0.7792	1,005	3,209,516	1,142	3,476,130	562	0	0	(8,383)	3,468,308
LEE	0.1886	3,068	24,718,817	3,064	24,701,338	21	0	0	(5,603)	24,695,757
LOUDOUN	0.5618	75,400	294,090,511	75,452	293,825,882	7,098	0	0	(334,456)	293,498,524
LOUISA	0.5644	4,714	19,976,979	4,682	20,092,630	860	(130,650)	0	(23,929)	19,938,911
LUNENBURG	0.2502	1,585	11,483,229	1,500	10,881,569	(17)	0	0	(3,618)	10,877,933
MADISON	0.4471	1,718	8,917,357	1,733	8,953,516	1,884	0	0	(7,883)	8,947,517
MATHEWS	0.5437	1,113	5,122,357	1,089	4,967,590	329	0	0	(5,362)	4,962,557
MECKLENBURG	0.3609	4,274	25,584,505	4,313	25,593,099	0	(21,106)	0	(13,740)	25,558,253
MIDDLESEX	0.7449	1,252	4,780,840	1,177	4,111,688	81	0	0	(7,901)	4,103,868
MONTGOMERY	0.3866	9,326	50,475,030	9,504	51,308,125	2,872	0	0	(34,339)	51,276,658
NELSON	0.5689	1,810	8,199,568	1,896	8,456,392	4,297	0	0	(9,718)	8,450,970
NEW KENT	0.4298	3,010	13,991,498	2,968	13,725,583	(125)	0	0	(11,532)	13,713,925
NORTHAMPTON	0.4840	1,487	8,572,137	1,576	9,049,047	240	(4,399)	0	(6,595)	9,038,294
NORTHUMBERLAND	0.7431	1,315	4,197,423	1,288	4,085,936	3,557	0	0	(8,775)	4,080,718
NOTTOWAY	0.2478	2,124	15,286,429	2,086	15,006,576	541	0	0	(4,464)	15,002,652
ORANGE	0.3618	5,101	27,110,130	4,836	25,789,950	2,482	0	0	(16,349)	25,776,083
PAGE	0.2985	3,278	20,463,089	3,279	20,358,546	1,601	0	0	(9,066)	20,351,081
PATRICK	0.2726	2,908	19,248,059	2,811	18,689,625	189	0	0	(5,915)	18,683,898
PITTSYLVANIA	0.2507	8,854	57,652,276	8,864	57,707,337	1,810	0	0	(20,102)	57,689,045
POWHATAN	0.3913	4,132	21,032,879	4,202	21,331,078	782	0	0	(14,993)	21,316,866
PRINCE EDWARD	0.3274	1,972	13,396,260	1,966	13,361,374	0	0	0	(7,780)	13,353,594
PRINCE GEORGE	0.2430	6,317	39,581,001	6,300	39,203,991	2,071	0	0	(11,407)	39,194,655
PRINCE WILLIAM	0.3822	84,814	470,718,608	84,781	463,683,175	(4,636)	(120,160)	0	(269,326)	463,289,053
PULASKI	0.3113	4,260	26,398,866	4,194	26,009,222	374	0	0	(12,204)	25,997,391
RAPPAHANNOCK	0.7916	865	2,779,340	862	2,775,837	0	0	0	(9,069)	2,766,768
RICHMOND	0.3364	1,216	7,709,667	1,240	7,814,747	17	0	0	(3,221)	7,811,543
ROANOKE	0.3704	13,917	72,274,716	13,991	72,591,888	10,801	0	0	(45,958)	72,556,730
ROCKBRIDGE	0.4740	2,547	13,415,553	2,552	13,412,207	0	0	0	(11,961)	13,400,247

Proposed Amendments to HB 29, As Introduced: 2015-2016 Direct Aid to Public Education Estimated Distribution

School Division	Key Data				FY 2016 Introduced Budget HB 29	Technical Updates				FY 2016 Estimated Distribution House Appropriations
	2014-16 Comp Index	FY 2016 Proj Unadj ADM in Chap 665	FY 2016 Distribution Chap 665	FY 2016 Proj Unadj ADM in HB 29		Update FY16 Foster Care Projection	Update FY16 Spec.Ed. - Regional Tuition Projection	Update FY16 Remedial Summer School Data Resubmission	Update FY 2016 Revised Sales Tax Estimate	
ROCKINGHAM	0.3702	11,271	61,036,458	11,308	61,039,623	4,373	(8,707)	0	(40,202)	60,995,086
RUSSELL	0.2486	3,889	26,965,972	3,849	26,789,508	(99)	0	0	(8,491)	26,780,917
SCOTT	0.1940	3,533	25,806,906	3,541	25,800,088	21	0	0	(5,157)	25,794,953
SHENANDOAH	0.3653	5,963	32,935,665	5,810	32,113,137	2,043	(5,075)	0	(20,265)	32,089,840
SMYTH	0.2252	4,398	29,918,730	4,405	30,012,847	1,690	(20,914)	0	(9,037)	29,984,587
SOUTHAMPTON	0.2878	2,537	17,084,140	2,623	17,510,606	0	(29,964)	0	(6,718)	17,473,924
SPOTSYLVANIA	0.3555	23,328	127,299,327	23,125	125,611,185	11,082	(5,180)	0	(72,753)	125,544,334
STAFFORD	0.3412	27,340	141,202,461	27,441	141,051,111	11,722	0	0	(78,387)	140,984,446
SURRY	0.8000	768	2,576,397	787	2,614,913	112	0	0	(6,688)	2,608,337
SUSSEX	0.3585	1,053	7,614,124	1,013	7,361,979	1,267	0	0	(4,151)	7,359,095
TAZEWELL	0.2756	5,882	36,432,438	5,922	36,610,846	1,257	0	0	(14,930)	36,597,173
WARREN	0.3871	5,160	26,812,372	5,340	27,405,750	1,111	0	0	(20,747)	27,386,114
WASHINGTON	0.3813	7,004	37,995,311	7,075	38,095,078	10,939	(63,853)	0	(24,811)	38,017,352
WESTMORELAND	0.4633	1,617	10,331,293	1,546	9,936,208	0	0	0	(7,302)	9,928,907
WISE	0.2538	5,719	36,516,811	5,729	36,523,522	300	0	0	(12,466)	36,511,356
WYTHE	0.3183	4,122	23,831,791	4,064	23,574,230	2,130	(9,899)	0	(11,742)	23,554,719
YORK	0.4026	12,580	60,145,830	12,541	60,052,951	30	(34,834)	0	(42,216)	59,975,931
ALEXANDRIA	0.8000	14,324	40,270,621	14,291	39,740,434	0	(641)	0	(101,915)	39,637,878
BRISTOL	0.3085	2,151	14,874,165	2,180	15,020,483	179	0	0	(6,895)	15,013,766
BUENA VISTA	0.1756	997	7,388,542	965	7,157,898	0	0	0	(1,506)	7,156,391
CHARLOTTESVILLE	0.6683	4,042	18,673,885	4,055	18,682,343	3,241	(2,462)	0	(25,100)	18,658,022
COLONIAL HEIGHTS	0.4323	2,860	13,854,166	2,729	13,112,721	292	0	0	(9,883)	13,103,130
COVINGTON	0.2818	940	6,289,989	941	6,284,612	859	0	0	(2,289)	6,283,182
DANVILLE	0.2649	5,961	41,187,326	5,918	40,786,931	(82)	0	0	(14,105)	40,772,744
FALLS CHURCH	0.8000	2,474	5,870,487	2,461	5,866,771	0	0	0	(16,180)	5,850,591
FREDERICKSBURG	0.6135	3,300	13,429,436	3,295	13,326,701	3,123	0	0	(17,857)	13,311,967
GALAX	0.2738	1,368	9,044,338	1,309	8,662,200	79	(701)	(189,758)	(2,598)	8,469,222
HAMPTON	0.2878	19,571	120,609,103	19,779	121,673,651	(172)	(11,072)	0	(51,392)	121,611,015
HARRISONBURG	0.4009	5,462	32,231,304	5,559	32,431,287	0	(6,122)	0	(18,048)	32,407,117
HOPEWELL	0.2298	4,042	27,378,237	4,012	26,897,581	730	0	0	(7,490)	26,890,821
LYNCHBURG	0.3680	8,310	51,093,680	8,142	50,160,198	7,351	(16,737)	0	(31,374)	50,119,439
MARTINSVILLE	0.2222	2,257	16,021,304	2,046	14,575,519	(91)	(25,913)	0	(3,738)	14,545,777
NEWPORT NEWS	0.2908	27,474	174,999,805	27,447	174,673,443	1,646	0	0	(70,664)	174,604,425
NORFOLK	0.3123	29,836	191,741,500	29,575	188,245,086	(81)	0	0	(83,982)	188,161,023
NORTON	0.3102	802	4,752,457	818	4,833,960	3	0	11,661	(1,706)	4,843,917
PETERSBURG	0.2475	3,804	27,756,018	3,857	27,847,384	1	0	0	(9,137)	27,838,248
PORTSMOUTH	0.2678	14,211	91,976,238	14,025	90,807,197	4,858	0	0	(33,578)	90,778,478
RADFORD	0.2675	1,631	9,852,560	1,601	9,638,719	528	0	0	(3,472)	9,635,775
RICHMOND CITY	0.4636	22,239	138,407,129	21,863	134,201,450	474	(105)	0	(95,775)	134,106,043

Proposed Amendments to HB 29, As Introduced: 2015-2016 Direct Aid to Public Education Estimated Distribution

School Division	Key Data				FY 2016 Introduced Budget HB 29	Technical Updates				FY 2016 Estimated Distribution House Appropriations
	2014-16 Comp Index	FY 2016 Proj Unadj ADM in Chap 665	FY 2016 Distribution Chap 665	FY 2016 Proj Unadj ADM in HB 29		Update FY16 Foster Care Projection	Update FY16 Spec.Ed. - Regional Tuition Projection	Update FY16 Remedial Summer School Data Resubmission	Update FY 2016 Revised Sales Tax Estimate	
ROANOKE CITY	0.3592	12,880	82,454,671	12,757	82,011,574	6,251	(16,846)	0	(42,787)	81,958,192
STAUNTON	0.3923	2,622	17,797,570	2,515	17,107,948	(109)	0	0	(10,695)	17,097,143
SUFFOLK	0.3490	13,747	78,049,798	13,820	78,756,285	8,462	(68,451)	0	(46,489)	78,649,807
VIRGINIA BEACH	0.4034	67,949	335,638,305	67,933	334,107,043	(4,749)	(48,913)	0	(243,268)	333,810,113
WAYNESBORO	0.3493	3,111	16,875,845	3,045	16,598,567	174	0	0	(9,739)	16,589,002
WILLIAMSBURG	0.8000	917	4,195,407	932	4,210,432	134	0	0	(7,211)	4,203,355
WINCHESTER	0.4376	4,162	22,334,224	4,207	21,792,570	(1,118)	(3,416)	217,583	(15,193)	21,990,426
FAIRFAX CITY	0.8000	3,238	8,055,372	3,128	7,749,054	0	0	0	(22,401)	7,726,654
FRANKLIN CITY	0.2978	1,063	8,356,091	1,049	8,019,074	489	0	0	(3,629)	8,015,934
CHESAPEAKE	0.3610	38,555	216,164,550	38,902	216,853,004	28,668	(34,476)	0	(127,457)	216,719,738
LEXINGTON	0.4510	615	2,832,629	653	2,974,380	0	0	0	(2,146)	2,972,234
EMPORIA	0.2495	1,048	7,034,882	1,045	7,020,326	5	0	0	(2,390)	7,017,941
SALEM	0.3695	3,822	19,863,641	3,738	19,186,249	1,455	(17,634)	0	(11,426)	19,158,644
POQUOSON	0.3895	2,068	10,170,381	2,089	10,375,629	(39)	(29,980)	0	(7,447)	10,338,163
MANASSAS CITY	0.3662	7,270	46,255,351	7,209	45,794,577	695	(15,062)	0	(22,720)	45,757,491
MANASSAS PARK	0.2683	3,378	23,863,993	3,325	22,901,292	(20)	(8,639)	0	(6,249)	22,886,384
COLONIAL BEACH	0.3520	491	3,233,518	573	3,693,697	0	0	7,199	(1,520)	3,699,376
WEST POINT	0.2581	785	4,520,218	752	4,356,353	0	(6,083)	0	(1,348)	4,348,922
TOTAL:		1,244,215	\$6,307,733,010	1,239,594	\$6,256,818,760	\$286,324	(\$1,816,733)	\$259,007	(\$4,835,753)	\$6,250,711,605

Note: This analysis includes state funds for the Standards of Quality, Incentive, Categorical, and School Facilities service areas. Federal funds are not included in this analysis.

HB 30

APPENDIX A

Direct Aid to Public Education
2016-17

Proposed Amendments to HB 30, As Introduced: 2016-2017 Direct Aid to Public Education Estimated Distribution

School Division	Key Data					FY 2017 TOTAL Estimated Distribution HB 30	Technical Updates					Proposed Policy Changes						FY 2017 Estimated Distribution House Appropriations
	2014-16 Comp Index	2016-18 Comp Index	Proj Unadjt ADM for FY 2016 Chap 665	FY 2016 Adopted Budget Chap 665	Proj Unadjt ADM FY 2017 HB 30		Update Free Lunch Percentages for CEP Schools	Update Foster Care, Remedial Summer School & PPA for Voc Educ	Update Special Ed Regional Tuition Projected Payments	Correction to Remove Bedford City from At-Risk Free Lunch Percentages	Update Revised Sales Tax Estimates	Repurpose New Additional Instructional Position Initiative to Lottery PPA	Repurpose New At-Risk Add-on Increase to Lottery PPA	Repurpose New Governor's Schools formula to Lottery PPA	Repurpose New FY 2017 No Loss to Lottery PPA	Reinstate Lottery PPA Distribution	Update Group Life for FY 2017 from 0.47% to 0.52%	
ACCOMACK	0.3555	0.3462	5,054	\$32,045,921	5,172	\$33,999,954	\$0	\$0	(\$1,114)	(\$27,060)	(\$13,971)	(\$209,527)	(\$233,874)	\$0	\$0	\$511,637	\$7,044	\$34,033,088
ALBEMARLE	0.6506	0.6394	13,492	48,070,625	13,417	50,679,171	0	(1,969)	(7,300)	(53,065)	(83,908)	(368,068)	(105,167)	0	0	731,708	5,108	50,796,510
ALLEGHANY	0.2423	0.2423	2,141	14,613,460	2,126	14,732,508	0	(42)	0	(21,208)	(4,706)	(139,450)	(61,465)	(31,612)	0	243,855	4,933	14,722,813
AMELIA	0.3309	0.3182	1,769	10,556,288	1,800	11,218,578	0	0	0	(16,393)	(5,235)	(43,749)	(49,239)	0	0	185,512	3,747	11,293,221
AMHERST	0.3079	0.3132	4,000	25,531,165	3,952	26,350,933	0	(75)	9,432	(35,829)	(12,528)	(299,436)	(114,620)	0	0	410,259	5,546	26,313,681
APPOMATTOX	0.3080	0.2917	2,140	13,102,975	2,204	14,389,216	0	(22)	(967)	(20,893)	(5,876)	(89,806)	(65,093)	0	0	236,145	4,769	14,447,474
ARLINGTON	0.8000	0.8000	24,684	61,993,421	25,102	65,310,100	0	(408)	0	(56,925)	(159,809)	(328,968)	(116,438)	0	0	759,271	10,586	65,417,408
AUGUSTA	0.3545	0.3508	9,934	53,256,977	10,095	56,267,289	0	37	5,240	(81,396)	(32,951)	(449,087)	(191,801)	(74,254)	0	992,202	13,312	56,448,590
BATH	0.8000	0.8000	545	1,662,278	488	1,701,945	0	0	0	(1,578)	(3,914)	(23,063)	(3,793)	0	0	14,759	302	1,684,658
BEDFORD	0.3132	0.3132	9,664	55,488,399	9,409	56,223,621	0	79	(15,375)	(78,089)	(33,360)	(551,207)	(175,889)	0	0	977,329	13,310	56,360,419
BLAND	0.3254	0.3002	807	4,759,800	776	4,955,904	0	0	0	(6,965)	(2,180)	(42,775)	(15,344)	0	0	82,240	1,102	4,971,982
BOTETOURT	0.3720	0.3766	4,770	24,778,780	4,589	24,992,020	0	(42)	2,094	(27,100)	(17,032)	(270,304)	(47,693)	0	0	432,422	5,834	25,070,199
BRUNSWICK	0.2985	0.2808	1,727	13,293,265	1,569	13,250,113	0	246	0	(4,203)	(5,353)	(127,095)	(98,242)	0	(200,235)	170,861	3,722	13,032,966
BUCHANAN	0.3572	0.3171	2,877	17,668,993	2,785	19,181,222	0	0	0	(21,286)	(8,235)	(166,062)	(110,776)	0	0	287,598	5,767	19,168,227
BUCKINGHAM	0.3347	0.3405	1,915	12,696,161	1,798	12,660,548	0	(67)	0	(12,312)	(6,416)	(78,786)	(80,729)	0	(196,632)	179,215	2,401	12,502,835
CAMPBELL	0.2760	0.2746	7,552	44,845,680	7,502	46,278,154	0	(370)	46,942	(67,233)	(19,861)	(314,997)	(184,929)	0	0	823,705	5,588	46,566,999
CAROLINE	0.3272	0.3258	4,183	24,944,604	4,151	25,278,114	0	(120)	(1)	(36,353)	(13,000)	(127,200)	(122,140)	0	0	423,443	8,559	25,411,303
CARROLL	0.2696	0.2722	3,567	23,360,765	3,928	26,439,153	0	(43)	9,016	(35,420)	(9,842)	(337,977)	(138,236)	0	0	432,400	8,949	26,368,001
CHARLES CITY	0.4432	0.4910	661	4,125,741	691	4,175,675	0	0	0	(4,942)	(3,646)	(32,761)	(20,773)	0	0	53,204	719	4,167,476
CHARLOTTE	0.2505	0.2539	1,825	12,911,841	1,797	13,317,119	0	0	(87,079)	(17,935)	(4,268)	(138,811)	(68,671)	0	0	202,729	2,735	13,205,818
CHESTERFIELD	0.3496	0.3510	59,919	311,929,886	59,042	317,861,330	0	(867)	(1)	(448,728)	(177,006)	(1,562,425)	(980,363)	(128,952)	0	5,794,794	78,639	320,436,421
CLARKE	0.5153	0.5437	1,942	8,689,798	2,017	8,930,874	0	0	(1)	(8,440)	(10,301)	(60,175)	(14,215)	0	0	139,110	950	8,977,803
CRAIG	0.3157	0.3026	584	4,199,949	579	4,331,589	0	0	(68,890)	(5,784)	(2,001)	(42,603)	(17,709)	0	0	61,147	1,239	4,256,988
CULPEPER	0.3445	0.3576	7,908	43,938,606	7,989	45,361,541	0	0	1,235	(65,363)	(26,339)	(251,703)	(182,124)	0	0	776,307	15,794	45,629,348
CUMBERLAND	0.2781	0.2817	1,315	9,421,407	1,253	9,752,492	0	0	0	(9,355)	(3,674)	(43,788)	(61,176)	(80,327)	0	136,030	1,824	9,692,025
DICKENSON	0.2711	0.2700	2,236	14,565,745	2,153	15,386,289	0	(30)	0	(20,379)	(5,277)	(136,074)	(83,549)	0	0	237,614	4,838	15,383,432
DINWIDDIE	0.2882	0.2777	4,357	26,878,802	4,439	29,012,952	0	(45)	0	(41,662)	(10,395)	(230,038)	(143,036)	0	0	485,032	9,861	29,082,669
ESSEX	0.4023	0.4316	1,462	8,683,134	1,387	8,683,134	0	0	0	(7,965)	(5,885)	(34,910)	(52,429)	0	(395,902)	119,148	2,434	8,307,624
FAIRFAX	0.6807	0.6844	179,821	613,926,779	179,758	628,967,386	0	(641)	0	(606,552)	(1,067,962)	(2,997,434)	(1,145,899)	(346,359)	0	8,578,714	119,383	631,500,636
FAUQUIER	0.5586	0.5827	10,950	45,704,609	10,821	45,704,609	0	74	(15,205)	(45,156)	(58,914)	(293,624)	(80,686)	(64,311)	(192,451)	682,976	9,352	45,646,665
FLOYD	0.3470	0.3402	1,950	11,594,379	2,008	12,227,651	0	(157)	0	(17,531)	(6,721)	(166,877)	(46,635)	0	0	200,681	4,084	12,194,495
FLUVANNA	0.3836	0.3759	3,481	19,273,012	3,381	19,451,919	0	(150)	0	(24,234)	(12,879)	(154,367)	(48,869)	(60,048)	0	319,019	4,459	19,474,850
FRANKLIN	0.4138	0.3948	7,138	38,699,761	6,821	43,019,554	0	(922)	(2,329,364)	(53,611)	(27,282)	(488,676)	(178,366)	0	0	624,598	8,474	40,574,405
FREDERICK	0.3719	0.3889	13,048	70,466,579	13,049	72,648,074	0	(183)	(1,774)	(95,414)	(46,039)	(434,358)	(204,534)	0	0	1,206,869	16,258	73,088,899
GILES	0.2867	0.2740	2,395	15,043,853	2,397	15,194,872	0	(286)	0	(22,228)	(6,076)	(136,730)	(60,523)	0	0	263,025	3,533	15,235,587
GLOUCESTER	0.3661	0.3730	5,257	27,556,535	5,360	29,353,530	0	0	4,893	(40,150)	(17,734)	(197,509)	(88,910)	0	0	508,789	6,808	29,529,717
GOOCHLAND	0.8000	0.8000	2,382	6,521,608	2,503	7,004,927	0	0	0	(5,425)	(21,398)	(37,851)	(10,331)	0	0	75,718	1,525	7,007,165
GRAYSON	0.3461	0.3338	1,670	10,537,933	1,560	11,272,551	0	0	(2,056)	(13,354)	(6,061)	(242,524)	(63,475)	0	0	157,142	3,269	11,105,492
GREENE	0.3568	0.3281	3,130	18,271,501	3,114	19,286,144	0	(330)	26,885	(26,312)	(9,142)	(128,994)	(62,236)	0	0	316,632	4,263	19,406,910

Proposed Amendments to HB 30, As Introduced: 2016-2017 Direct Aid to Public Education Estimated Distribution

School Division	Key Data					FY 2017 TOTAL Estimated Distribution <u>HB 30</u>	Technical Updates					Proposed Policy Changes						FY 2017 Estimated Distribution House Appropriations
	2014-16 Comp Index	2016-18 Comp Index	Proj Unadjt ADM for FY 2016 <u>Chap 665</u>	FY 2016 Adopted Budget <u>Chap 665</u>	Proj Unadjt ADM FY 2017 <u>HB 30</u>		Update Free Lunch Percentages for CEP Schools	Update Foster Care, Remedial Summer School & PPA for Voc Educ	Update Special Ed Regional Tuition Projected Payments	Correction to Remove Bedford City from At-Risk Free Lunch Percentages	Update Revised Sales Tax Estimates	Repurpose New Additional Instructional Position Initiative to Lottery PPA	Repurpose New At-Risk Add-on Increase to Lottery PPA	Repurpose New Governor's Schools formula to Lottery PPA	Repurpose New FY 2017 No Loss to Lottery PPA	Reinstate Lottery PPA Distribution	Update Group Life for FY 2017 from 0.47% to 0.52%	
GREENSVILLE	0.2259	0.2236	1,331	9,603,282	1,369	10,483,172	0	(44)	(500)	(8,350)	(2,670)	(55,190)	(75,618)	0	0	160,642	1,090	10,502,533
HALIFAX	0.3011	0.3024	5,165	34,691,780	4,919	34,727,634	0	13,973	2,435	(40,807)	(14,345)	(301,598)	(192,542)	0	0	519,007	6,992	34,720,749
HANOVER	0.4070	0.4285	17,507	85,544,624	17,708	86,607,757	0	(741)	0	(85,422)	(65,702)	(540,175)	(142,184)	0	0	1,530,143	20,495	87,324,171
HENRICO	0.4059	0.4158	50,254	251,669,004	50,943	262,750,853	0	(720)	(213)	(366,801)	(183,952)	(1,699,419)	(960,242)	0	0	4,500,570	61,639	264,101,715
HENRY	0.2408	0.2331	7,077	48,254,569	7,009	50,496,744	0	(162)	1,884	(52,647)	(15,065)	(483,067)	(317,445)	(76,541)	0	812,915	11,194	50,377,811
HIGHLAND	0.8000	0.8000	178	1,503,018	194	1,670,963	0	0	0	(754)	(690)	(12,836)	(3,881)	0	0	5,850	288	1,658,940
ISLE OF WIGHT	0.4195	0.4011	5,483	28,181,924	5,265	28,632,827	0	(310)	1,200	(39,723)	(19,676)	(187,165)	(91,631)	0	0	477,238	6,445	28,779,205
JAMES CITY	0.5632	0.5641	10,287	41,764,630	10,552	42,247,781	0	0	5,287	(52,588)	(52,657)	(231,983)	(108,853)	0	0	695,930	9,337	42,512,254
KING GEORGE	0.3774	0.3664	4,323	22,048,693	4,209	23,200,042	0	(99)	0	(33,812)	(14,105)	(119,082)	(78,746)	0	0	403,110	5,383	23,362,691
KING & QUEEN	0.4338	0.4154	875	5,405,212	779	5,405,212	0	1,171	0	(5,394)	(3,530)	(71,959)	(30,483)	0	(47,221)	68,883	941	5,317,620
KING WILLIAM	0.3196	0.3120	2,169	13,163,856	2,256	14,026,288	0	0	0	(19,540)	(5,417)	(88,016)	(42,148)	0	0	234,800	3,452	14,109,419
LANCASTER	0.7792	0.7566	1,005	3,209,516	1,145	3,986,277	0	0	0	(2,046)	(8,036)	(15,439)	(20,769)	0	0	42,145	564	3,982,696
LEE	0.1886	0.1701	3,068	24,718,817	2,981	25,756,217	0	(72)	0	(29,504)	(5,063)	(305,601)	(155,318)	0	0	374,416	5,064	25,640,139
LOUDOUN	0.5618	0.5497	75,400	294,090,511	78,255	320,670,065	0	(298)	0	(255,137)	(341,909)	(1,801,438)	(397,955)	0	0	5,327,417	72,700	323,273,445
LOUISA	0.5644	0.5436	4,714	19,976,979	4,684	22,007,989	0	(111)	(259,258)	(28,359)	(23,507)	(115,317)	(80,681)	0	0	323,665	8,737	21,833,158
LUNENBURG	0.2502	0.2434	1,585	11,483,229	1,491	11,483,229	0	(38)	0	(11,676)	(3,581)	(94,881)	(72,589)	0	(388,676)	170,476	3,514	11,085,778
MADISON	0.4471	0.4411	1,718	8,917,357	1,689	9,297,288	0	(249)	0	(12,827)	(7,769)	(68,773)	(33,311)	0	0	142,959	1,915	9,319,233
MATHEWS	0.5437	0.5232	1,113	5,122,357	1,061	5,318,224	0	(439)	0	(7,026)	(5,206)	(29,314)	(19,105)	0	0	76,446	1,024	5,334,603
MECKLENBURG	0.3609	0.3491	4,274	25,584,505	4,257	26,282,053	0	0	(25,821)	(32,160)	(13,076)	(162,191)	(151,434)	0	0	419,341	8,547	26,325,259
MIDDLESEX	0.7449	0.6336	1,252	4,780,840	1,178	5,310,643	0	0	725	(5,592)	(6,609)	(23,168)	(21,221)	(64,624)	0	65,251	1,322	5,256,727
MONTGOMERY	0.3866	0.3832	9,326	50,475,030	9,562	53,778,284	0	43	0	(73,203)	(35,069)	(430,773)	(170,798)	0	0	892,535	12,212	53,973,231
NELSON	0.5689	0.5933	1,810	8,199,568	1,905	8,637,462	0	0	856	(10,453)	(10,359)	(51,625)	(38,175)	0	0	117,139	1,576	8,646,421
NEW KENT	0.4298	0.4152	3,010	13,991,498	2,987	15,020,528	0	0	0	(16,921)	(11,103)	(74,305)	(29,819)	0	0	264,063	3,524	15,155,967
NORTHAMPTON	0.4840	0.4913	1,487	8,572,137	1,595	9,384,328	0	0	(26,714)	(5,292)	(6,785)	(64,982)	(65,078)	0	0	122,919	1,747	9,340,143
NORTHUMBERLAN	0.7431	0.7542	1,315	4,197,423	1,250	4,197,423	0	0	0	(3,772)	(9,194)	(15,088)	(17,621)	0	(36,498)	46,451	622	4,162,323
NOTTOWAY	0.2478	0.2366	2,124	15,286,429	2,046	15,987,558	0	(23)	0	(15,736)	(4,414)	(188,962)	(101,103)	0	0	236,323	5,118	15,918,760
ORANGE	0.3618	0.3811	5,101	27,110,130	4,752	27,110,130	0	(150)	0	(38,375)	(17,161)	(230,244)	(102,698)	0	(817,077)	444,838	9,019	26,358,282
PAGE	0.2985	0.2960	3,278	20,463,089	3,234	20,922,094	0	50	(917)	(30,273)	(9,057)	(175,246)	(96,219)	0	0	344,383	6,978	20,961,794
PATRICK	0.2726	0.2479	2,908	19,248,059	2,829	20,042,817	0	0	0	(28,269)	(5,462)	(286,653)	(103,151)	0	0	321,790	6,597	19,947,669
PITTSYLVANIA	0.2507	0.2410	8,854	57,652,276	8,831	60,300,733	0	21	(1)	(83,446)	(19,380)	(477,146)	(302,794)	0	0	1,013,257	20,721	60,451,965
POWHATAN	0.3913	0.4033	4,132	21,032,879	4,304	21,759,374	0	0	0	(19,859)	(14,817)	(154,321)	(31,643)	0	0	388,275	7,870	21,934,879
PRINCE EDWARD	0.3274	0.3377	1,972	13,396,260	1,900	13,480,287	0	0	0	(13,443)	(7,967)	(40,376)	(81,693)	0	0	190,178	3,874	13,530,860
PRINCE GEORGE	0.2430	0.2454	6,317	39,581,001	6,309	39,876,468	0	(143)	0	(54,705)	(11,433)	(286,075)	(113,070)	0	0	720,652	9,652	40,141,346
PRINCE WILLIAM	0.3822	0.3848	84,814	470,718,608	85,955	490,791,625	0	(675)	204,668	(680,882)	(271,995)	(2,490,912)	(1,669,106)	(70,099)	0	7,995,918	165,731	493,974,274
PULASKI	0.3113	0.3105	4,260	26,398,866	4,127	26,769,679	0	(168)	0	(36,980)	(11,911)	(214,060)	(125,281)	(110,418)	0	430,373	5,779	26,707,013
RAPPAHANNOCK	0.7916	0.7398	865	2,779,340	838	2,865,770	0	26,756	0	(2,956)	(6,287)	(15,991)	(6,194)	0	0	32,970	443	2,894,511
RICHMOND	0.3364	0.3180	1,216	7,709,667	1,264	8,398,558	0	337	0	(11,225)	(3,067)	(43,873)	(41,887)	0	0	130,316	2,651	8,431,810
ROANOKE	0.3704	0.3587	13,917	72,274,716	14,136	77,509,782	0	(495)	0	(89,704)	(44,224)	(654,179)	(164,061)	0	0	1,371,099	27,608	77,955,826
ROCKBRIDGE	0.4740	0.4522	2,547	13,415,553	2,562	14,406,081	0	0	0	(20,449)	(11,401)	(138,804)	(54,963)	0	0	212,357	4,305	14,397,126

Proposed Amendments to HB 30, As Introduced: 2016-2017 Direct Aid to Public Education Estimated Distribution

School Division	Key Data					FY 2017 TOTAL Estimated Distribution HB 30	Technical Updates					Proposed Policy Changes						FY 2017 Estimated Distribution House Appropriations
	2014-16 Comp Index	2016-18 Comp Index	Proj Unadjt ADM for FY 2016 Chap 665	FY 2016 Adopted Budget Chap 665	Proj Unadjt ADM FY 2017 HB 30		Update Free Lunch Percentages for CEP Schools	Update Foster Care, Remedial Summer School & PPA for Voc Educ	Update Special Ed Regional Tuition Projected Payments	Correction to Remove Bedford City from At-Risk Free Lunch Percentages	Update Revised Sales Tax Estimates	Repurpose New Additional Instructional Position Initiative to Lottery PPA	Repurpose New At-Risk Add-on Increase to Lottery PPA	Repurpose New Governor's Schools formula to Lottery PPA	Repurpose New FY 2017 No Loss to Lottery PPA	Reinstate Lottery PPA Distribution	Update Group Life for FY 2017 from 0.47% to 0.52%	
ROCKINGHAM	0.3702	0.3561	11,271	61,036,458	11,334	64,657,259	0	(47)	6,751	(90,756)	(38,896)	(610,931)	(217,263)	0	0	1,104,955	22,436	64,833,507
RUSSELL	0.2486	0.2375	3,889	26,965,972	3,763	27,470,961	0	(47)	0	(35,424)	(7,986)	(423,338)	(142,993)	0	0	433,785	6,503	27,301,460
SCOTT	0.1940	0.1888	3,533	25,806,906	3,484	27,260,891	0	(2)	0	(37,671)	(5,050)	(453,136)	(134,480)	0	0	427,209	6,076	27,063,837
SHENANDOAH	0.3653	0.3663	5,963	32,935,665	5,589	33,094,630	0	197	(3,969)	(45,675)	(20,607)	(115,378)	(123,496)	(51,980)	0	536,232	7,209	33,277,162
SMYTH	0.2252	0.2136	4,398	29,918,730	4,319	31,279,818	0	(85)	(31,088)	(41,628)	(8,451)	(340,545)	(169,380)	0	0	513,419	6,928	31,208,988
SOUTHAMPTON	0.2878	0.2856	2,537	17,084,140	2,614	18,328,945	0	0	(46,313)	(26,179)	(6,414)	(179,759)	(77,003)	0	0	282,374	3,802	18,279,453
SPOTSYLVANIA	0.3555	0.3617	23,328	127,299,327	22,816	130,165,607	0	(579)	64,941	(182,201)	(73,067)	(691,025)	(422,412)	(110,045)	0	2,203,235	44,480	130,998,935
STAFFORD	0.3412	0.3445	27,340	141,202,461	27,850	148,060,211	0	(535)	0	(191,254)	(80,153)	(729,961)	(365,953)	0	0	2,760,835	37,318	149,490,507
SURRY	0.8000	0.8000	768	2,576,397	764	2,587,484	0	0	0	(1,964)	(6,514)	(12,256)	(9,287)	0	0	23,156	471	2,581,090
SUSSEX	0.3585	0.3481	1,053	7,614,124	973	7,614,124	0	(77)	(1)	(1,048)	(3,914)	(39,475)	(63,246)	0	(8,834)	96,034	1,285	7,594,848
TAZEWELL	0.2756	0.2745	5,882	36,432,438	5,817	37,755,551	0	(22)	0	(52,582)	(14,659)	(404,715)	(167,163)	0	0	638,770	8,604	37,743,784
WARREN	0.3871	0.4043	5,160	26,812,372	5,347	28,261,696	0	0	0	(40,108)	(21,442)	(231,053)	(104,879)	0	0	482,116	13,006	28,359,336
WASHINGTON	0.3813	0.3494	7,004	37,995,311	7,076	41,445,990	0	(1,038)	(104,829)	(58,121)	(22,300)	(287,448)	(176,313)	(83,746)	0	696,626	9,326	41,418,147
WESTMORELAND	0.4633	0.4557	1,617	10,331,293	1,527	12,578,763	0	0	0	(10,577)	(6,830)	(67,854)	(93,706)	0	0	125,640	1,805	12,527,241
WISE	0.2538	0.2669	5,719	36,516,811	5,684	37,273,442	0	(177)	0	(47,831)	(12,785)	(137,673)	(213,825)	0	0	629,900	17,291	37,508,342
WYTHE	0.3183	0.3122	4,122	23,831,791	4,022	24,411,925	0	(303)	(10,627)	(35,883)	(11,255)	(257,718)	(107,059)	0	0	418,207	8,558	24,415,845
YORK	0.4026	0.3905	12,580	60,145,830	12,615	62,588,315	0	0	(58,932)	(58,012)	(40,702)	(386,892)	(92,588)	0	0	1,162,578	15,594	63,129,361
ALEXANDRIA	0.8000	0.8000	14,324	40,270,621	14,818	43,315,271	0	0	(1,075)	(34,677)	(103,751)	(171,302)	(148,827)	0	0	448,206	9,489	43,313,334
BRISTOL	0.3085	0.3043	2,151	14,874,165	2,171	15,458,126	0	0	0	(14,592)	(6,655)	(174,829)	(88,004)	0	0	228,269	4,775	15,407,089
BUENA VISTA	0.1756	0.1773	997	7,388,542	939	7,403,730	0	0	0	(9,833)	(1,524)	(151,498)	(32,044)	0	0	117,030	1,688	7,327,549
CHARLOTTESVILLE	0.6683	0.6590	4,042	18,673,885	4,094	19,141,845	0	(373)	(1,992)	(16,501)	(25,342)	(152,215)	(66,185)	0	0	211,320	4,362	19,094,919
COLONIAL HEIGHTS	0.4323	0.4182	2,860	13,854,166	2,690	14,407,158	0	0	0	(19,466)	(9,514)	(108,559)	(57,753)	0	0	236,800	3,188	14,451,854
COVINGTON	0.2818	0.2803	940	6,289,989	952	6,602,526	0	0	0	(8,766)	(2,250)	(91,878)	(30,583)	0	0	103,597	2,116	6,574,763
DANVILLE	0.2649	0.2629	5,961	41,187,326	5,871	42,256,205	0	(33)	0	(18,565)	(14,063)	(276,782)	(320,607)	0	0	654,372	8,817	42,289,345
FALLS CHURCH	0.8000	0.8000	2,474	5,870,487	2,522	6,313,091	0	(81)	0	(2,213)	(17,211)	(28,211)	(3,099)	0	0	76,244	1,541	6,340,061
FREDERICKSBURG	0.6135	0.6071	3,300	13,429,436	3,350	14,312,034	70,899	0	0	(16,700)	(17,733)	(51,579)	(70,819)	0	0	198,966	2,780	14,427,848
GALAX	0.2738	0.2609	1,368	9,044,338	1,316	9,374,072	0	(236,244)	6,525	(8,508)	(2,485)	(93,751)	(59,208)	0	0	146,980	2,037	9,129,418
HAMPTON	0.2878	0.2773	19,571	120,609,103	19,682	126,308,821	233,454	(405)	21,870	(161,970)	(48,858)	(816,739)	(668,620)	(63,420)	0	2,152,036	43,765	126,999,935
HARRISONBURG	0.4009	0.3855	5,462	32,231,304	5,965	37,664,580	0	0	13,178	(27,241)	(17,668)	(208,074)	(251,714)	0	0	554,373	4,256	37,731,690
HOPEWELL	0.2298	0.2108	4,042	27,378,237	4,027	29,095,988	0	40	0	(19,874)	(6,868)	(149,949)	(213,206)	0	0	480,845	6,457	29,193,433
LYNCHBURG	0.3680	0.3630	8,310	51,093,680	8,051	52,529,610	0	(268)	(15,526)	(53,071)	(31,290)	(437,235)	(297,884)	(64,802)	0	775,686	5,567	52,410,787
MARTINSVILLE	0.2222	0.2111	2,257	16,021,304	1,983	15,931,369	0	(256)	(38,955)	(5,666)	(3,737)	(96,466)	(117,974)	0	(835,496)	236,453	3,193	15,162,400
NEWPORT NEWS	0.2908	0.2821	27,474	174,999,805	27,310	184,766,369	0	(308)	301	(202,478)	(67,528)	(1,126,873)	(1,107,825)	0	0	2,966,829	61,357	185,289,844
NORFOLK	0.3123	0.2988	29,836	191,741,500	29,539	196,843,243	0	(146)	0	(192,294)	(78,934)	(1,325,857)	(1,209,310)	(124,581)	0	3,132,428	42,730	197,087,280
NORTON	0.3102	0.2857	802	4,752,457	843	5,268,971	0	12,019	0	(6,759)	(1,663)	(46,446)	(29,823)	0	0	91,017	620	5,287,937
PETERSBURG	0.2475	0.2365	3,804	27,756,018	3,796	29,796,906	70,905	0	(1)	0	(8,519)	(237,090)	(248,173)	0	0	438,174	6,111	29,818,313
PORTSMOUTH	0.2678	0.2506	14,211	91,976,238	13,959	94,498,157	0	411	4,971	(100,634)	(30,889)	(611,782)	(594,569)	0	0	1,582,263	32,300	94,780,228
RADFORD	0.2675	0.2512	1,631	9,852,560	1,581	10,143,293	0	(46)	0	(14,724)	(3,343)	(93,320)	(40,047)	0	0	179,366	2,407	10,173,586
RICHMOND CITY	0.4636	0.4758	22,239	138,407,129	21,938	140,071,490	64,649	440	341	(49,404)	(98,902)	(863,095)	(901,889)	(203,677)	0	1,738,785	35,464	139,794,203

Proposed Amendments to HB 30, As Introduced: 2016-2017 Direct Aid to Public Education Estimated Distribution

School Division	Key Data					FY 2017 TOTAL Estimated Distribution HB 30	Technical Updates					Proposed Policy Changes						FY 2017 Estimated Distribution House Appropriations
	2014-16 Comp Index	2016-18 Comp Index	Proj Unadjt ADM for FY 2016 Chap 665	FY 2016 Adopted Budget Chap 665	Proj Unadjt ADM FY 2017 HB 30		Update Free Lunch Percentages for CEP Schools	Update Foster Care, Remedial Summer School & PPA for Voc Educ	Update Special Ed Regional Tuition Projected Payments	Correction to Remove Bedford City from At-Risk Free Lunch Percentages	Update Revised Sales Tax Estimates	Repurpose New Additional Instructional Position Initiative to Lottery PPA	Repurpose New At-Risk Add-on Increase to Lottery PPA	Repurpose New Governor's Schools formula to Lottery PPA	Repurpose New FY 2017 No Loss to Lottery PPA	Reinstate Lottery PPA Distribution	Update Group Life for FY 2017 from 0.47% to 0.52%	
ROANOKE CITY	0.3592	0.3443	12,880	82,454,671	12,778	88,882,531	0	(260)	(78,016)	(43,895)	(40,905)	(704,473)	(618,850)	(49,825)	0	1,266,962	18,191	88,631,460
STAUNTON	0.3923	0.3827	2,622	17,797,570	2,482	17,797,570	0	(239)	0	(18,754)	(10,444)	(115,334)	(70,197)	0	(99,648)	231,787	1,847	17,716,588
SUFFOLK	0.3490	0.3409	13,747	78,049,798	13,862	82,819,450	65,750	(157)	(67,809)	(115,143)	(45,532)	(500,625)	(333,056)	0	0	1,382,632	27,878	83,233,389
VIRGINIA BEACH	0.4034	0.3925	67,949	335,638,305	67,121	350,871,815	0	(1,370)	32,629	(476,185)	(233,343)	(2,120,863)	(1,053,907)	0	0	6,167,844	124,102	353,310,722
WAYNESBORO	0.3493	0.3556	3,111	16,875,845	3,030	17,183,364	0	0	0	(22,503)	(9,956)	(161,837)	(90,829)	0	0	295,793	6,043	17,200,075
WILLIAMSBURG	0.8000	0.7747	917	4,195,407	914	4,360,055	0	0	0	(2,396)	(7,141)	(10,395)	(4,961)	0	0	31,137	426	4,366,724
WINCHESTER	0.4376	0.4326	4,162	22,334,224	4,316	23,964,273	0	222,901	5,255	(27,638)	(14,984)	(150,307)	(125,608)	0	0	370,589	7,733	24,252,213
FAIRFAX CITY	0.8000	0.8000	3,238	8,055,372	3,131	8,272,626	0	0	0	(6,722)	(23,390)	(33,047)	(12,699)	0	0	94,673	1,317	8,292,758
FRANKLIN CITY	0.2978	0.2930	1,063	8,356,091	1,004	8,300,945	0	0	0	(3,251)	(3,423)	(42,663)	(55,283)	0	(210,058)	107,516	2,229	8,151,158
CHESAPEAKE	0.3610	0.3439	38,555	216,164,550	39,151	231,424,532	0	(1,558)	(16,929)	(307,494)	(120,653)	(1,166,695)	(673,762)	0	0	3,884,477	52,048	233,073,965
LEXINGTON	0.4510	0.4054	615	2,832,629	649	3,199,042	0	0	0	(3,609)	(2,085)	(37,274)	(6,395)	0	0	58,336	1,180	3,209,195
EMPORIA	0.2495	0.2163	1,048	7,034,882	1,054	7,955,124	(121,667)	0	0	(6,464)	(2,075)	(42,918)	(58,534)	0	0	125,193	1,677	7,850,336
SALEM	0.3695	0.3704	3,822	19,863,641	3,713	19,863,641	0	(37)	(15,085)	(24,699)	(11,272)	(157,865)	(49,571)	0	(376,525)	353,760	4,759	19,587,107
POQUOSON	0.3895	0.3797	2,068	10,170,381	2,123	11,190,913	0	(181)	(49,137)	(10,232)	(7,046)	(79,568)	(16,709)	0	0	199,057	3,994	11,231,091
MANASSAS CITY	0.3662	0.3582	7,270	46,255,351	7,298	48,410,268	0	192,039	(281)	(57,757)	(22,187)	(268,450)	(233,500)	0	0	708,063	10,334	48,738,530
MANASSAS PARK	0.2683	0.2676	3,378	23,863,993	3,420	24,752,340	0	0	30,647	(30,731)	(6,429)	(103,722)	(127,123)	0	0	378,630	5,375	24,898,987
COLONIAL BEACH	0.3520	0.3402	491	3,233,518	674	4,494,069	0	0	0	(4,985)	(1,460)	(48,991)	(27,962)	0	0	67,236	1,380	4,479,287
WEST POINT	0.2581	0.2422	785	4,520,218	695	4,577,085	0	0	(13,241)	(6,245)	(1,349)	(44,213)	(13,148)	0	0	79,809	1,610	4,580,308
TOTAL:			1,244,215	\$6,307,733,010	1,245,710	\$6,581,111,101	\$383,990	\$214,257	(\$2,886,156)	(\$7,619,489)	(\$4,814,253)	(\$42,691,943)	(\$24,672,790)	(\$1,859,617)	(\$3,805,253)	\$105,549,483	\$1,705,525	\$6,600,838,702

Note: This analysis includes state funds for the Standards of Quality, Incentive, Categorical, and Lottery-funded program accounts. Federal funds are not included in this distribution table.

HB 30

APPENDIX B

Direct Aid to Public Education
2017-18

Proposed Amendments to HB 30, As Introduced: 2017-2018 Direct Aid to Public Education Estimated Distribution

School Division	Key Data					FY 2018 TOTAL Estimated Distribution HB 30	Technical Updates					Proposed Policy Changes				FY 2018 Estimated Distribution House Appropriations
	2014-16 Comp Index	2016-18 Comp Index	Proj Unadjt ADM for FY 2016 Chap 665	FY 2016 Adopted Budget Chap 665	Projected Unadjt. ADM for FY 2018 HB 30		Update Free Lunch Percentages for CEP Schools	Update Foster Care, Remedial Summer School & PPA for Voc Educ	Update Special Ed Regional Tuition Projected Payments	Correction to Remove Bedford City from At-Risk Free Lunch Percentages	Update Revised Sales Tax Estimates	Repurpose New Additional Instructional Position Initiative to Lottery PPA	Repurpose New At-Risk Add-on Increase to Lottery PPA	Repurpose New Governor's Schools formula to Lottery PPA	Reinstate Lottery PPA Distribution	
ACCOMACK	0.3555	0.3462	5,054	\$32,045,921	5,246	\$35,816,737	\$0	\$0	(\$682)	(\$27,488)	(\$13,970)	(\$753,377)	(\$237,565)	\$0	\$818,731	\$35,602,385
ALBEMARLE	0.6506	0.6394	13,492	48,070,625	13,554	52,916,908	0	(2,031)	(15,170)	(53,687)	(83,908)	(870,342)	(106,397)	0	1,166,791	52,952,164
ALLEGHANY	0.2423	0.2423	2,141	14,613,460	2,101	15,142,223	0	(43)	0	(21,001)	(4,705)	(334,638)	(60,854)	(63,195)	380,106	15,037,893
AMELIA	0.3309	0.3182	1,769	10,556,288	1,836	11,890,269	0	0	0	(16,727)	(5,235)	(232,931)	(50,237)	0	298,785	11,883,924
AMHERST	0.3079	0.3132	4,000	25,531,165	3,895	26,932,382	0	(77)	28,614	(35,340)	(12,527)	(569,351)	(113,052)	0	638,515	26,869,163
APPOMATTOX	0.3080	0.2917	2,140	13,102,975	2,204	14,934,022	0	(22)	(3,200)	(20,918)	(5,877)	(280,757)	(65,160)	0	372,740	14,930,828
ARLINGTON	0.8000	0.8000	24,684	61,993,421	26,075	70,406,457	0	(421)	0	(61,609)	(159,810)	(633,612)	(126,020)	0	1,244,915	70,669,899
AUGUSTA	0.3545	0.3508	9,934	53,256,977	10,039	58,202,644	0	38	31,199	(81,044)	(32,951)	(1,226,078)	(190,971)	(148,267)	1,555,861	58,110,430
BATH	0.8000	0.8000	545	1,662,278	438	1,657,590	0	0	0	(1,413)	(3,914)	(43,004)	(3,399)	0	20,905	1,626,765
BEDFORD	0.3132	0.3132	9,664	55,488,399	9,218	57,101,064	0	82	(18,519)	(76,599)	(33,360)	(1,079,103)	(172,500)	0	1,511,252	57,232,317
BLAND	0.3254	0.3002	807	4,759,800	752	5,022,964	0	0	0	(6,786)	(2,180)	(129,561)	(14,951)	0	125,585	4,995,071
BOTETOURT	0.3720	0.3766	4,770	24,778,780	4,516	25,606,829	0	(43)	10,773	(26,734)	(17,032)	(592,812)	(47,050)	0	672,040	25,605,971
BRUNSWICK	0.2985	0.2808	1,727	13,293,265	1,439	12,614,079	0	254	0	(3,863)	(5,353)	(283,014)	(90,274)	0	247,067	12,478,895
BUCHANAN	0.3572	0.3171	2,877	17,668,993	2,671	19,341,020	0	0	0	(20,451)	(8,236)	(581,251)	(106,431)	0	435,423	19,060,073
BUCKINGHAM	0.3347	0.3405	1,915	12,696,161	1,656	12,061,850	0	(69)	0	(11,361)	(6,416)	(226,891)	(74,487)	0	260,722	12,003,348
CAMPBELL	0.2760	0.2746	7,552	44,845,680	7,374	47,237,838	0	(382)	54,141	(66,151)	(19,861)	(875,211)	(181,949)	0	1,276,920	47,425,345
CAROLINE	0.3272	0.3258	4,183	24,944,604	4,144	26,065,162	0	(123)	(1)	(36,356)	(13,000)	(308,334)	(122,128)	0	666,972	26,252,192
CARROLL	0.2696	0.2722	3,567	23,360,765	4,285	29,496,461	0	(44)	10,512	(38,705)	(9,841)	(600,983)	(151,028)	0	744,391	29,450,763
CHARLES CITY	0.4432	0.4910	661	4,125,741	723	4,514,977	0	0	0	(5,185)	(3,646)	(107,106)	(21,798)	0	87,869	4,465,111
CHARLOTTE	0.2505	0.2539	1,825	12,911,841	1,764	13,621,834	0	0	(115,631)	(17,642)	(4,268)	(330,857)	(67,552)	0	314,140	13,400,024
CHESTERFIELD	0.3496	0.3510	59,919	311,929,886	59,246	328,803,312	0	(894)	2,985	(450,923)	(177,007)	(3,518,462)	(984,980)	(257,417)	9,178,886	332,595,500
CLARKE	0.5153	0.5437	1,942	8,689,798	2,094	9,650,213	0	0	(1)	(8,842)	(10,302)	(195,453)	(14,892)	0	228,111	9,648,835
CRAIG	0.3157	0.3026	584	4,199,949	555	4,385,695	0	0	(76,551)	(5,545)	(2,002)	(127,701)	(16,977)	0	92,415	4,249,333
CULPEPER	0.3445	0.3576	7,908	43,938,606	8,120	47,881,842	0	0	3,781	(67,252)	(26,339)	(621,499)	(187,354)	0	1,245,232	48,228,411
CUMBERLAND	0.2781	0.2817	1,315	9,421,407	1,208	9,929,884	0	0	0	(9,041)	(3,674)	(220,491)	(59,126)	(160,397)	207,207	9,684,362
DICKENSON	0.2711	0.2700	2,236	14,565,745	2,120	15,431,558	0	(31)	0	(19,837)	(5,278)	(325,295)	(81,314)	0	369,460	15,369,263
DINWIDDIE	0.2882	0.2777	4,357	26,878,802	4,513	30,352,250	0	(47)	0	(42,403)	(10,395)	(437,247)	(145,558)	0	778,243	30,494,843
ESSEX	0.4023	0.4316	1,462	8,683,134	1,350	8,450,732	0	0	0	(7,774)	(5,884)	(177,385)	(51,163)	0	183,139	8,391,665
FAIRFAX	0.6807	0.6844	179,821	613,926,779	181,160	666,235,458	0	(662)	(174)	(636,434)	(1,067,962)	(5,400,665)	(1,202,354)	(687,987)	13,648,615	670,887,836
FAUQUIER	0.5586	0.5827	10,950	45,704,609	10,670	46,977,591	0	76	(20,501)	(45,033)	(58,914)	(740,113)	(80,468)	(128,435)	1,062,932	46,967,135
FLOYD	0.3470	0.3402	1,950	11,594,379	2,012	12,643,883	0	(162)	0	(17,596)	(6,721)	(260,053)	(46,798)	0	316,952	12,629,505
FLUVANNA	0.3836	0.3759	3,481	19,273,012	3,319	19,803,744	0	(155)	(4,687)	(23,799)	(12,879)	(235,647)	(47,992)	(122,617)	494,474	19,850,442
FRANKLIN	0.4138	0.3948	7,138	38,699,761	6,835	45,122,040	0	(951)	(3,072,698)	(53,787)	(27,282)	(741,885)	(178,949)	0	987,446	42,033,934
FREDERICK	0.3719	0.3889	13,048	70,466,579	13,068	75,613,796	0	(188)	7,864	(96,633)	(46,039)	(1,029,054)	(207,149)	0	1,906,339	76,148,935
GILES	0.2867	0.2740	2,395	15,043,853	2,382	15,679,586	0	(295)	0	(22,129)	(6,076)	(329,874)	(60,251)	0	412,739	15,673,699
GLOUCESTER	0.3661	0.3730	5,257	27,556,535	5,341	30,249,180	0	0	10,072	(40,084)	(17,734)	(450,402)	(88,762)	0	799,472	30,461,742
GOOCHLAND	0.8000	0.8000	2,382	6,521,608	2,523	7,286,638	0	0	0	(5,473)	(21,398)	(92,625)	(10,420)	0	120,449	7,277,171
GRAYSON	0.3461	0.3338	1,670	10,537,933	1,504	11,251,868	0	0	1,954	(12,875)	(6,060)	(322,670)	(61,188)	0	239,117	11,090,146
GREENE	0.3568	0.3281	3,130	18,271,501	3,163	20,217,057	0	(341)	68,075	(26,722)	(9,142)	(318,103)	(63,207)	0	507,268	20,374,886

Proposed Amendments to HB 30, As Introduced: 2017-2018 Direct Aid to Public Education Estimated Distribution

School Division	Key Data					FY 2018 TOTAL Estimated Distribution HB 30	Technical Updates					Proposed Policy Changes				FY 2018 Estimated Distribution House Appropriations
	2014-16 Comp Index	2016-18 Comp Index	Proj Unadjt ADM for FY 2016 Chap 665	FY 2016 Adopted Budget Chap 665	Projected Unadjt. ADM for FY 2018 HB 30		Update Free Lunch Percentages for CEP Schools	Update Foster Care, Remedial Summer School & PPA for Voc Educ	Update Special Ed Regional Tuition Projected Payments	Correction to Remove Bedford City from At-Risk Free Lunch Percentages	Update Revised Sales Tax Estimates	Repurpose New Additional Instructional Position Initiative to Lottery PPA	Repurpose New At-Risk Add-on Increase to Lottery PPA	Repurpose New Governor's Schools formula to Lottery PPA	Reinstate Lottery PPA Distribution	
GREENSVILLE	0.2259	0.2236	1,331	9,603,282	1,365	10,817,588	0	(45)	4,627	(8,344)	(2,671)	(172,084)	(75,561)	0	253,029	10,816,539
HALIFAX	0.3011	0.3024	5,165	34,691,780	4,820	35,066,663	0	27,254	4,464	(40,017)	(14,345)	(481,710)	(188,810)	0	802,663	35,176,162
HANOVER	0.4070	0.4285	17,507	85,544,624	17,681	89,342,742	0	(764)	0	(85,407)	(65,702)	(1,158,903)	(142,160)	0	2,412,233	90,302,039
HENRICO	0.4059	0.4158	50,254	251,669,004	51,709	274,589,604	0	(743)	(200)	(372,859)	(183,952)	(3,428,892)	(975,918)	0	7,211,384	276,838,424
HENRY	0.2408	0.2331	7,077	48,254,569	7,008	52,211,249	0	(167)	16,368	(52,701)	(15,066)	(902,996)	(317,767)	(152,881)	1,283,068	52,069,107
HIGHLAND	0.8000	0.8000	178	1,503,018	196	1,736,641	0	0	0	(762)	(691)	(40,675)	(3,923)	0	9,365	1,699,955
ISLE OF WIGHT	0.4195	0.4011	5,483	28,181,924	5,229	29,478,061	0	(320)	3,632	(39,497)	(19,676)	(503,238)	(91,094)	0	747,587	29,575,455
JAMES CITY	0.5632	0.5641	10,287	41,764,630	10,797	44,481,474	0	0	5,568	(53,766)	(52,657)	(576,328)	(111,288)	0	1,123,536	44,816,539
KING GEORGE	0.3774	0.3664	4,323	22,048,693	4,128	23,532,847	0	(102)	0	(33,228)	(14,105)	(283,573)	(77,387)	0	624,365	23,748,817
KING & QUEEN	0.4338	0.4154	875	5,405,212	768	5,495,077	0	2,343	0	(5,323)	(3,531)	(147,316)	(30,079)	0	107,123	5,418,294
KING WILLIAM	0.3196	0.3120	2,169	13,163,856	2,283	14,717,236	0	0	0	(19,783)	(5,417)	(278,395)	(42,672)	0	374,975	14,745,944
LANCASTER	0.7792	0.7566	1,005	3,209,516	1,143	4,143,738	0	0	0	(2,049)	(8,036)	(80,412)	(20,800)	0	66,402	4,098,843
LEE	0.1886	0.1701	3,068	24,718,817	2,885	25,890,783	0	(74)	0	(28,495)	(5,063)	(718,046)	(150,006)	0	571,489	25,560,588
LOUDOUN	0.5618	0.5497	75,400	294,090,511	81,256	350,877,864	0	(307)	0	(275,780)	(341,909)	(4,036,012)	(430,152)	0	8,734,664	354,528,368
LOUISA	0.5644	0.5436	4,714	19,976,979	4,685	22,758,973	0	(114)	(281,953)	(28,398)	(23,507)	(239,787)	(80,765)	0	510,477	22,614,926
LUNENBURG	0.2502	0.2434	1,585	11,483,229	1,491	11,541,565	0	(39)	0	(11,689)	(3,580)	(296,599)	(72,663)	0	269,207	11,426,202
MADISON	0.4471	0.4411	1,718	8,917,357	1,637	9,424,726	0	(256)	(2)	(12,455)	(7,769)	(208,371)	(32,349)	0	218,383	9,381,907
MATHEWS	0.5437	0.5232	1,113	5,122,357	1,035	5,463,153	0	(453)	0	(6,872)	(5,207)	(149,334)	(18,687)	0	117,805	5,400,405
MECKLENBURG	0.3609	0.3491	4,274	25,584,505	4,203	26,938,995	0	0	(18,999)	(31,799)	(13,076)	(500,560)	(149,710)	0	653,051	26,877,902
MIDDLESEX	0.7449	0.6336	1,252	4,780,840	1,182	5,620,801	0	0	367	(5,610)	(6,610)	(121,384)	(21,287)	(129,303)	103,417	5,440,390
MONTGOMERY	0.3866	0.3832	9,326	50,475,030	9,604	55,986,047	0	44	0	(73,631)	(35,070)	(1,105,391)	(171,797)	0	1,414,117	56,014,320
NELSON	0.5689	0.5933	1,810	8,199,568	1,913	8,977,604	0	0	(281)	(10,498)	(10,358)	(162,001)	(38,338)	0	185,689	8,941,817
NEW KENT	0.4298	0.4152	3,010	13,991,498	3,003	15,627,104	0	0	0	(17,032)	(11,102)	(233,529)	(30,016)	0	419,243	15,754,668
NORTHAMPTON	0.4840	0.4913	1,487	8,572,137	1,610	9,819,932	0	0	(37,944)	(5,344)	(6,785)	(205,040)	(65,715)	0	195,525	9,694,629
NORTHUMBERLAND	0.7431	0.7542	1,315	4,197,423	1,217	4,256,107	0	0	0	(3,681)	(9,194)	(76,653)	(17,198)	0	71,381	4,220,762
NOTTOWAY	0.2478	0.2366	2,124	15,286,429	2,010	16,320,601	0	(24)	0	(15,491)	(4,414)	(385,986)	(99,516)	0	366,300	16,181,470
ORANGE	0.3618	0.3811	5,101	27,110,130	4,662	26,773,114	0	(155)	0	(37,714)	(17,161)	(469,604)	(100,908)	0	688,759	26,836,331
PAGE	0.2985	0.2960	3,278	20,463,089	3,181	21,469,168	0	52	(3,036)	(29,829)	(9,057)	(538,841)	(94,791)	0	534,511	21,328,177
PATRICK	0.2726	0.2479	2,908	19,248,059	2,861	20,851,820	0	0	0	(28,626)	(5,461)	(400,188)	(104,434)	0	513,641	20,826,753
PITTSYLVANIA	0.2507	0.2410	8,854	57,652,276	8,797	62,334,237	0	22	(1)	(83,203)	(19,381)	(1,286,676)	(301,858)	0	1,593,861	62,237,001
POWHATAN	0.3913	0.4033	4,132	21,032,879	4,341	22,647,457	0	0	0	(20,057)	(14,818)	(323,527)	(31,953)	0	618,336	22,875,438
PRINCE EDWARD	0.3274	0.3377	1,972	13,396,260	1,840	13,580,263	0	0	0	(13,039)	(7,967)	(204,169)	(79,230)	0	290,904	13,566,762
PRINCE GEORGE	0.2430	0.2454	6,317	39,581,001	6,329	41,193,449	0	(147)	0	(54,950)	(11,433)	(496,404)	(113,578)	0	1,140,058	41,656,995
PRINCE WILLIAM	0.3822	0.3848	84,814	470,718,608	87,068	524,283,478	0	(696)	637,611	(717,953)	(271,995)	(5,346,278)	(1,759,369)	(140,074)	12,786,869	529,471,593
PULASKI	0.3113	0.3105	4,260	26,398,866	4,060	27,396,537	0	(174)	0	(36,434)	(11,911)	(481,871)	(123,430)	(222,302)	668,282	27,188,698
RAPPAHANNOCK	0.7916	0.7398	865	2,779,340	809	2,963,309	0	(31)	0	(2,852)	(8,499)	(48,264)	(5,976)	0	50,270	2,947,957
RICHMOND	0.3364	0.3180	1,216	7,709,667	1,289	8,851,128	0	348	0	(11,440)	(3,067)	(139,866)	(42,681)	0	209,866	8,864,288
ROANOKE	0.3704	0.3587	13,917	72,274,716	14,353	81,493,819	0	(510)	(137)	(91,235)	(44,224)	(1,554,773)	(166,833)	0	2,197,363	81,833,469
ROCKBRIDGE	0.4740	0.4522	2,547	13,415,553	2,571	14,938,936	0	0	0	(20,532)	(11,400)	(289,558)	(55,176)	0	336,153	14,898,423

Proposed Amendments to HB 30, As Introduced: 2017-2018 Direct Aid to Public Education Estimated Distribution

School Division	Key Data					FY 2018 TOTAL Estimated Distribution HB 30	Technical Updates					Proposed Policy Changes				FY 2018 Estimated Distribution House Appropriations
	2014-16 Comp Index	2016-18 Comp Index	Proj Unadjt ADM for FY 2016 Chap 665	FY 2016 Adopted Budget Chap 665	Projected Unadjt. ADM for FY 2018 HB 30		Update Free Lunch Percentages for CEP Schools	Update Foster Care, Remedial Summer School & PPA for Voc Educ	Update Special Ed Regional Tuition Projected Payments	Correction to Remove Bedford City from At-Risk Free Lunch Percentages	Update Revised Sales Tax Estimates	Repurpose New Additional Instructional Position Initiative to Lottery PPA	Repurpose New At-Risk Add-on Increase to Lottery PPA	Repurpose New Governor's Schools formula to Lottery PPA	Reinstate Lottery PPA Distribution	
ROCKINGHAM	0.3702	0.3561	11,271	61,036,458	11,344	66,990,203	0	(8)	23,316	(90,961)	(38,896)	(1,313,788)	(217,716)	0	1,743,714	67,095,823
RUSSELL	0.2486	0.2375	3,889	26,965,972	3,678	27,899,507	0	(49)	0	(3,676)	(7,986)	(715,684)	(139,974)	0	669,466	27,670,604
SCOTT	0.1940	0.1888	3,533	25,806,906	3,418	27,860,293	0	(2)	0	(37,014)	(5,050)	(872,427)	(132,133)	0	661,846	27,475,512
SHENANDOAH	0.3653	0.3663	5,963	32,935,665	5,280	32,858,837	0	203	(1,236)	(4,215)	(20,606)	(569,028)	(116,845)	(103,880)	798,712	32,802,942
SMYTH	0.2252	0.2136	4,398	29,918,730	4,243	32,115,344	0	(87)	(26,678)	(40,960)	(8,451)	(948,200)	(166,660)	0	796,583	31,723,271
SOUTHAMPTON	0.2878	0.2856	2,537	17,084,140	2,593	18,839,057	0	0	(55,041)	(26,008)	(6,414)	(30,739)	(76,500)	0	442,265	18,746,621
SPOTSYLVANIA	0.3555	0.3617	23,328	127,299,327	22,343	133,031,708	0	(597)	226,511	(180,483)	(73,067)	(1,699,470)	(48,355)	(222,268)	3,404,455	134,068,434
STAFFORD	0.3412	0.3445	27,340	141,202,461	28,259	156,235,198	0	(552)	0	(196,341)	(80,152)	(1,951,540)	(375,685)	0	4,422,003	158,052,931
SURRY	0.8000	0.8000	768	2,576,397	759	2,695,512	0	0	0	(1,954)	(6,514)	(63,530)	(9,235)	0	36,242	2,650,520
SUSSEX	0.3585	0.3481	1,053	7,614,124	936	7,694,643	0	(79)	(1)	(1,011)	(3,914)	(198,342)	(61,057)	0	145,662	7,575,901
TAZEWELL	0.2756	0.2745	5,882	36,432,438	5,711	38,584,189	0	(22)	0	(51,710)	(14,659)	(964,625)	(184,062)	0	989,018	38,358,128
WARREN	0.3871	0.4043	5,160	26,812,372	5,351	29,365,151	0	0	0	(40,629)	(2,442)	(40,175)	(106,203)	0	760,999	29,557,702
WASHINGTON	0.3813	0.3494	7,004	37,995,311	7,067	43,292,904	0	(171)	(117,550)	(58,103)	(22,299)	(983,202)	(176,256)	(75,098)	1,097,507	42,856,832
WESTMORELAND	0.4633	0.4557	1,617	10,331,293	1,506	12,832,503	0	0	0	(10,439)	(6,830)	(209,183)	(92,473)	0	195,663	12,709,241
WISE	0.2538	0.2669	5,719	36,516,811	5,664	38,914,328	0	(183)	0	(47,744)	(12,784)	(403,565)	(213,356)	0	991,276	38,627,973
WYTHE	0.3183	0.3122	4,122	23,831,791	3,961	25,220,003	0	(313)	5,105	(53,392)	(11,254)	(793,450)	(46,574)	0	650,429	24,929,554
YORK	0.4026	0.3905	12,580	60,145,830	12,713	65,390,922	0	0	(56,157)	(58,514)	(40,703)	(1,137,201)	(93,399)	0	1,849,739	65,854,696
ALEXANDRIA	0.8000	0.8000	14,324	40,270,621	15,406	46,483,992	0	0	731	(37,582)	(48,751)	(48,527)	(61,264)	0	735,539	46,609,138
BRISTOL	0.3085	0.3043	2,151	14,874,165	2,160	15,948,862	0	0	(1,428)	(14,535)	(6,655)	(361,600)	(87,644)	0	358,644	15,835,644
BUENA VISTA	0.1756	0.1773	997	7,388,542	915	7,534,851	0	0	(709)	(9,601)	(1,524)	(255,404)	(32,844)	0	179,760	7,416,089
CHARLOTTESVILLE	0.6683	0.6590	4,042	18,673,885	4,154	19,863,412	0	(385)	3,137	(16,762)	(25,342)	(251,742)	(7,217)	0	338,118	19,843,219
COLONIAL HEIGHTS	0.4323	0.4182	2,860	13,854,166	2,656	14,766,260	0	0	0	(9,253)	(9,514)	(260,231)	(3,117)	0	368,864	14,789,010
COVINGTON	0.2818	0.2803	940	6,289,989	955	6,882,982	0	0	0	(8,794)	(2,249)	(191,533)	(30,677)	0	164,050	6,813,779
DANVILLE	0.2649	0.2629	5,961	41,187,326	5,833	43,374,081	0	(34)	0	(18,468)	(14,064)	(67,739)	(318,939)	0	1,026,430	43,381,267
FALLS CHURCH	0.8000	0.8000	2,474	5,870,487	2,603	6,815,566	0	(84)	0	(2,385)	(17,210)	(92,280)	(3,340)	0	124,259	6,825,578
FREDERICKSBURG	0.6135	0.6071	3,300	13,429,436	3,420	15,119,148	73,034	0	0	(17,238)	(7,733)	(167,331)	(73,090)	0	320,800	15,240,189
GALAX	0.2738	0.2609	1,368	9,044,338	1,329	9,837,180	0	(278,828)	8,390	(8,594)	(2,485)	(196,857)	(59,808)	0	234,442	9,533,440
HAMPTON	0.2878	0.2773	19,571	120,609,103	19,544	129,675,378	232,924	(417)	80,672	(161,070)	(48,858)	(1,874,715)	(664,822)	(127,473)	3,371,771	130,483,430
HARRISONBURG	0.4009	0.3855	5,462	32,231,304	6,490	41,740,233	0	0	25,478	(29,655)	(7,668)	(517,986)	(274,020)	0	952,011	41,878,393
HOPEWELL	0.2298	0.2108	4,042	27,378,237	4,047	30,178,408	0	41	0	(19,994)	(6,868)	(36,850)	(214,493)	0	762,484	30,333,728
LYNCHBURG	0.3680	0.3630	8,310	51,093,680	7,997	54,062,962	0	(277)	(2,818)	(52,773)	(3,290)	(861,509)	(296,206)	(12,331)	1,216,107	53,901,865
MARTINSVILLE	0.2222	0.2111	2,257	16,021,304	1,919	15,310,098	0	(264)	(38,663)	(5,494)	(3,373)	(291,888)	(114,750)	0	361,426	15,217,102
NEWPORT NEWS	0.2908	0.2821	27,474	174,999,805	27,310	190,593,347	0	(318)	(40,766)	(202,771)	(67,528)	(2,389,788)	(1,109,229)	0	4,680,269	191,483,906
NORFOLK	0.3123	0.2988	29,836	191,741,500	29,514	202,694,679	0	(150)	(40,941)	(92,376)	(78,934)	(2,661,388)	(209,824)	(248,704)	4,940,345	203,202,706
NORTON	0.3102	0.2857	802	4,752,457	885	5,745,016	0	12,003	0	(7,123)	(1,663)	(152,444)	(31,290)	0	150,908	5,715,269
PETERSBURG	0.2475	0.2365	3,804	27,756,018	3,783	30,564,592	70,688	0	(1)	0	(8,519)	(441,670)	(247,510)	0	689,527	30,627,107
PORTSMOUTH	0.2678	0.2506	14,211	91,976,238	13,959	97,344,858	0	424	(10,245)	(100,765)	(48,889)	(1,222,515)	(595,233)	0	2,497,256	97,882,891
RADFORD	0.2675	0.2512	1,631	9,852,560	1,535	10,309,239	0	(48)	0	(14,303)	(3,342)	(283,225)	(38,900)	0	274,440	10,243,861
RICHMOND CITY	0.4636	0.4758	22,239	138,407,129	22,015	145,453,405	66,268	454	838	(9,637)	(98,902)	(2,079,576)	(46,144)	(44,398)	2,754,873	144,737,181

Proposed Amendments to HB 30, As Introduced: 2017-2018 Direct Aid to Public Education Estimated Distribution

School Division	Key Data					FY 2018 TOTAL Estimated Distribution <u>HB 30</u>	Technical Updates					Proposed Policy Changes				FY 2018 Estimated Distribution House <u>Appropriations</u>
	2014-16 Comp Index	2016-18 Comp Index	Proj Unadjt ADM for FY 2016 <u>Chap 665</u>	FY 2016 Adopted Budget <u>Chap 665</u>	Projected Unadjt. ADM for FY 2018 <u>HB 30</u>		Update Free Lunch Percentages for CEP Schools	Update Foster Care, Remedial Summer School & PPA for Voc Educ	Update Special Ed Regional Tuition Projected Payments	Correction to Remove Bedford City from At-Risk Free Lunch Percentages	Update Revised Sales Tax Estimates	Repurpose New Additional Instructional Position Initiative to Lottery PPA	Repurpose New At-Risk Add-on Increase to Lottery PPA	Repurpose New Governor's Schools formula to Lottery PPA	Reinstate Lottery PPA Distribution	
ROANOKE CITY	0.3592	0.3443	12,880	82,454,671	12,812	92,064,898	0	(268)	17,166	(44,066)	(40,906)	(1,337,844)	(621,143)	(99,472)	2,005,501	91,943,866
STAUNTON	0.3923	0.3827	2,622	17,797,570	2,457	18,138,019	0	(247)	(6,411)	(18,598)	(10,444)	(277,227)	(69,615)	0	362,112	18,117,588
SUFFOLK	0.3490	0.3409	13,747	78,049,798	13,889	85,608,074	66,563	(161)	(34,819)	(115,527)	(45,531)	(1,130,288)	(334,107)	0	2,185,300	86,199,504
VIRGINIA BEACH	0.4034	0.3925	67,949	335,638,305	66,168	357,422,385	0	(1,413)	131,759	(470,013)	(233,343)	(4,189,938)	(1,040,058)	0	9,595,799	361,215,178
WAYNESBORO	0.3493	0.3556	3,111	16,875,845	3,027	17,768,203	0	0	0	(22,522)	(9,956)	(336,112)	(90,886)	0	465,608	17,774,335
WILLIAMSBURG	0.8000	0.7747	917	4,195,407	894	4,429,009	0	0	(438)	(2,349)	(7,141)	(24,691)	(4,862)	0	48,104	4,437,632
WINCHESTER	0.4376	0.4326	4,162	22,334,224	4,476	25,633,564	0	217,776	5,368	(28,981)	(14,985)	(324,140)	(131,682)	0	606,205	25,963,124
FAIRFAX CITY	0.8000	0.8000	3,238	8,055,372	3,143	8,713,849	0	0	0	(7,030)	(23,391)	(59,310)	(13,281)	0	150,078	8,760,914
FRANKLIN CITY	0.2978	0.2930	1,063	8,356,091	966	8,247,129	0	0	(4,686)	(3,132)	(3,422)	(214,350)	(53,237)	0	163,037	8,131,339
CHESAPEAKE	0.3610	0.3439	38,555	216,164,550	39,366	239,875,367	0	(1,608)	81,522	(309,576)	(120,653)	(2,701,949)	(678,326)	0	6,165,699	242,310,476
LEXINGTON	0.4510	0.4054	615	2,832,629	644	3,340,894	0	0	0	(3,591)	(2,085)	(115,585)	(6,363)	0	91,383	3,304,653
EMPORIA	0.2495	0.2163	1,048	7,034,882	1,063	8,289,603	(124,650)	0	0	(6,517)	(2,075)	(135,275)	(59,027)	0	198,881	8,160,940
SALEM	0.3695	0.3704	3,822	19,863,641	3,692	20,046,810	0	(38)	(25,467)	(24,595)	(11,273)	(326,334)	(49,364)	0	554,916	20,164,655
POQUOSON	0.3895	0.3737	2,068	10,170,381	2,190	11,990,421	0	(187)	(29,384)	(10,569)	(7,045)	(256,546)	(17,255)	0	324,217	11,993,652
MANASSAS CITY	0.3662	0.3582	7,270	46,255,351	7,404	51,638,264	0	194,815	44,697	(61,053)	(22,186)	(471,781)	(246,781)	0	1,134,302	52,210,277
MANASSAS PARK	0.2683	0.2676	3,378	23,863,993	3,535	26,990,252	0	0	65,618	(33,111)	(6,429)	(335,971)	(136,969)	0	618,089	27,161,480
COLONIAL BEACH	0.3520	0.3402	491	3,233,518	875	6,015,496	0	0	0	(6,475)	(1,461)	(198,715)	(36,318)	0	137,772	5,910,299
WEST POINT	0.2581	0.2422	785	4,520,218	643	4,560,073	0	0	(14,968)	(5,781)	(1,350)	(213,447)	(12,168)	0	116,320	4,428,680
TOTAL:			1,244,215	\$6,307,733,010	1,252,627	\$6,861,334,685	\$384,827	\$156,395	(\$2,535,170)	(\$7,727,430)	(\$4,816,466)	(\$96,410,489)	(\$24,908,021)	(\$3,726,499)	\$167,174,802	\$6,888,926,634

Note: This analysis includes state funds for the Standards of Quality, Incentive, Categorical, and Lottery-funded program accounts. Federal funds are not included in this distribution table.