


*Report of the  
House Appropriations  
Subcommittee*

*on*

*Elementary & Secondary  
Education*



*House Bill 29  
&  
House Bill 30*

*February 19, 2012*

# REPORT OF THE SUBCOMMITTEE on ELEMENTARY & SECONDARY EDUCATION

Mr. Chairman and Members of the Committee:

The Elementary and Secondary Education Subcommittee is pleased to put before you a series of recommendations that provides a total increase of nearly \$136 million more in additional funding above the \$438 million increase that was included in the introduced budget.

Our total proposed budget plan provides the school divisions with a net increase of almost \$575 million for the biennium above the base budget. This represents about a 5.5% increase which we believe will help our schools to mitigate some of the financial challenges they face as the economy shows slow but gradual signs of improvement.

Before I get into the specifics of the Subcommittee's recommendations, I would be remiss if I didn't take a few minutes to give recognition and some well-earned credit to our students and their teachers for the impressive outcomes that they have accomplished again this past year.

As some of you may recall, Dr. Wright, the State Superintendent of Public Instruction, shared with the House Education committee several weeks ago that *Education Week* has once more ranked Virginia the fourth best school system in the nation for education policy and performance in its 2012 Quality Counts report.

Our students continue to be among the highest-achieving in the nation on Advanced Placement tests and on SAT and ACT college-entrance examinations. In 2010, almost 24% of the Commonwealth's public high school seniors earned a score of 3 or better – qualifying for college credit – on at least one Advanced Placement examination.

Furthermore, the results from national reading tests taken last year has shown that Virginia elementary and middle school students continue to outperform their peers nationwide and rank fourth in the nation on the fourth-grade reading test.

Clearly, the report's findings confirm that Virginia continues to be a national leader in quality education and provides numerous opportunities that result in a high level of success for our young people.

Now, Mr. Chairman, I'd like to turn to our recommendations.

During the first half of the session, we had a lot of discussions with our school divisions – and the number one thing that they've asked us for is help with the proposed VRS rate change that was included in the budget which increased from 6.33% to 11.66%.

The proposed rate consists of two parts. The first part; representing the underlying rate of 10.23%, reflects the required contribution to the VRS for fiscal years 2013 and 2014. The remaining 1.43% represents the repayment of the portion of the unfunded liability that was not funded in the current biennium.

In order to provide relief, the Subcommittee is recommending that the state make a lump sum payment of \$30 million each year towards that repayment.

In light of that, we have focused our efforts to address their concerns and at the same time balance out our responsibility to put more money into the retirement system for our teachers.

By having the state make this payment directly to the VRS, we are showing our commitment toward maintaining the financial soundness and future solvency of the retirement system, while saving school divisions a portion of the local VRS-related costs they would have incurred in the introduced budget.

In addition, we are proposing to fund non-personal inflation with the most current inflation rate figures reported by Global Insight last month - this recommendation will provide an additional \$106 million over the biennium for the Direct Aid allocations to our schools.

We are recommending an additional \$47 million in funding over the biennium for our schools as a result of updating the cost of the K-3 Class Size Reduction program with this biennial rebenchmarking cycle's free lunch percentages.

Lastly Mr. Chairman, I want to briefly mention that we have included over \$10.0 million for the following initiatives: expansion of the Early Reading Intervention initiative; provide the Information Technology Academy's training and available courses to students and teachers statewide; and provide a Youth Development Academy in each of the eight superintendent regions across the state.

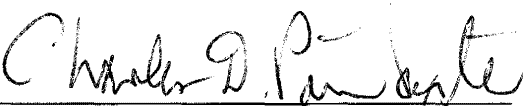
I now would like for Committee staff to explain each of the Subcommittee's recommendations in more detail. I hope it will be the pleasure of the Committee to adopt our recommendations.

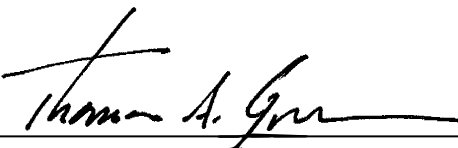


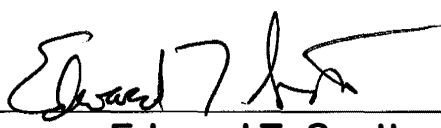
Respectfully Submitted by the House Appropriations Subcommittee  
on Elementary & Secondary Education:


  
Robert Tata, Chairman


  
M. Kirkland Cox

  
Charles D. Poindexter

  
Thomas A. Greason

  
Edward T. Scott

  
James M. Scott

  
Mamy E. BaCote (Dissent 139#32h on B.)



<u>Amendment</u>
------------------

<b>HOUSE BILL 29 - FY 2012</b>	
<b>General</b>	<b>Nongeneral</b>
<b>Fund</b>	<b>Fund</b>

<b>2012-14 BIENNIAL TOTAL</b>	
<b>General</b>	<b>Nongeneral</b>
<b>Fund</b>	<b>Fund</b>

**PUBLIC EDUCATION**

**HB 29 (2010-12 Budget)**

**Direct Aid to Public Education**

Correction for PreK Program	123,286	-
Technical: Linwood Holton Governor's School Enrollment Adjustment	(21,039)	-
Technical: K-3 Primary Class Size Reduction Update	(24,415)	-
Technical: Adjust PPA for Supplemental Support for School Operating Costs	(108,105)	-
Technical: Update Lottery Revenue Estimate	(7,000,096)	7,000,000
Adjust VPSA to Reflect update Language	Language	-
<b>TOTAL</b>	<b>(7,030,369)</b>	<b>7,000,000</b>

**HB 30 (2012-14 Budget)**

Transfer Radio Reading Services	240,326	-
Information Technology Certification Exams	3,000,000	-
STEAM Feasibility Study	200,000	-
Inflation Adjustment	106,118,756	-
K-3 Primary Class Size Reduction Net Update	44,833,958	-
Expand Early Intervention Reading Initiative	6,185,582	-
Expand Youth Development Academies	950,558	-
Funding for EpiPens	200,000	-
Jobs for Virginia Graduate	(500,000)	-
Pilot to Recruit College Students	(700,000)	-
PSAT Testing Fees	(1,826,032)	-
Communities in Schools	(2,000,000)	-
VRS Rate Net Adjustment	(20,381,674)	-
Divisions or Local Governments Consolidation	Language	-
Full-Time Virtual Schools	Language	-
<b>TOTAL</b>	<b>136,321,474</b>	<b>-</b>





**Proposed Amendments to HB 29, As Introduced: FY 2012 Direct Aid to Public Education Estimated Distribution**

School Division	Key Data		HB 29, As Introduced FY 2012 Estimated Distribution	Technical Updates		Recommended House Budget FY 2012 Estimated Distribution
	2010-2012 Composite Index	HB 29, As Introduced FY 2012 Projected Unadjusted ADM		Student Membership, Participation and VPSA Updates <sup>1</sup>	Update the SSSC <sup>2</sup> Costs Per Pupil Amount from \$129.78 to \$129.62	
ACCOMACK	0.3753	4,848	\$26,987,178	0	(\$484)	\$26,986,694
ALBEMARLE	0.6872	12,668	40,668,195	0	(634)	40,667,561
ALLEGHANY	0.2151	2,656	16,229,575	0	(333)	16,229,242
AMELIA	0.3472	1,754	9,217,025	0	(183)	9,216,842
AMHERST	0.2664	4,265	25,824,150	0	(500)	25,823,650
APPOMATTOX	0.2732	2,180	12,967,148	0	(254)	12,966,894
ARLINGTON	0.8000	20,757	48,817,653	0	(664)	48,816,989
AUGUSTA	0.3416	10,409	51,513,195	0	(1,097)	51,512,098
BATH	0.8000	633	1,719,305	0	(21)	1,719,284
BEDFORD	0.4076	9,445	42,256,495	0	(895)	42,255,600
BLAND	0.2723	867	4,876,709	0	(100)	4,876,609
BOTETOURT	0.3682	4,996	23,781,939	0	(505)	23,781,434
BRUNSWICK	0.2728	1,998	13,495,542	0	(232)	13,495,310
BUCHANAN	0.2849	3,160	18,804,443	0	(362)	18,804,081
BUCKINGHAM	0.2738	1,904	12,319,945	0	(221)	12,319,724
CAMPBELL	0.2490	8,003	44,257,102	0	(962)	44,256,140
CAROLINE	0.3580	4,141	21,210,878	0	(425)	21,210,453
CARROLL	0.2573	4,188	23,974,535	0	(497)	23,974,038
CHARLES CITY	0.4203	761	4,434,116	0	(70)	4,434,046
CHARLOTTE	0.2288	1,972	12,818,698	0	(243)	12,818,455
CHESTERFIELD	0.3551	58,387	266,361,317	0	(6,025)	266,355,292
CLARKE	0.5346	2,032	7,683,399	0	(151)	7,683,248
CRAIG	0.2903	686	4,095,319	0	(78)	4,095,241
CULPEPER	0.4167	7,589	34,410,216	0	(709)	34,409,507
CUMBERLAND	0.2805	1,354	8,213,763	0	(155)	8,213,608
DICKENSON	0.1940	2,346	15,013,722	0	(303)	15,013,419
DINWIDDIE	0.2631	4,440	25,143,480	0	(524)	25,142,956
ESSEX	0.4868	1,567	8,141,445	0	(128)	8,141,317
FAIRFAX	0.7126	170,875	490,645,938	0	(7,858)	490,638,080
FAUQUIER	0.6097	11,090	38,440,903	54,000	(693)	38,494,210
FLOYD	0.3470	2,031	10,607,865	0	(212)	10,607,653
FLUVANNA	0.3867	3,683	17,765,651	0	(361)	17,765,290
FRANKLIN	0.4011	7,135	35,614,413	0	(684)	35,613,729
FREDERICK	0.3816	12,945	60,385,561	0	(1,281)	60,384,280
GILES	0.2649	2,427	14,119,098	0	(285)	14,118,813
GLOUCESTER	0.3703	5,643	26,309,391	0	(569)	26,308,822

**Proposed Amendments to HB 29, As Introduced: FY 2012 Direct Aid to Public Education Estimated Distribution**

School Division	Key Data		HB 29, As Introduced FY 2012 Estimated Distribution	Technical Updates		Recommended House Budget FY 2012 Estimated Distribution
	2010-2012 Composite Index	HB 29, As Introduced FY 2012 Projected Unadjusted ADM		Student Membership, Participation and VPSA Updates <sup>1</sup>	Update the SSSC <sup>2</sup> Costs Per Pupil Amount from \$129.78 to \$129.62	
GOOCHLAND	0.8000	2,348	5,641,993	0	(75)	5,641,918
GRAYSON	0.3178	1,800	11,335,809	0	(197)	11,335,612
GREENE	0.3500	2,901	15,891,742	0	(302)	15,891,440
GREENSVILLE	0.1998	1,414	9,495,923	0	(181)	9,495,742
HALIFAX	0.2748	5,482	33,633,382	0	(636)	33,632,746
HANOVER	0.4195	18,183	77,285,335	0	(1,689)	77,283,646
HENRICO	0.4370	48,336	214,261,790	0	(4,354)	214,257,436
HENRY	0.2315	7,037	43,862,093	0	(865)	43,861,228
HIGHLAND	0.7846	200	1,450,389	0	(7)	1,450,382
ISLE OF WIGHT	0.3926	5,296	25,800,361	0	(514)	25,799,847
JAMES CITY	0.5668	9,730	34,909,249	0	(675)	34,908,574
KING GEORGE	0.3875	4,059	18,075,376	0	(398)	18,074,978
KING QUEEN	0.4404	708	4,129,734	0	(63)	4,129,671
KING WILLIAM	0.3291	2,192	11,475,723	0	(235)	11,475,488
LANCASTER	0.8000	1,234	3,164,110	0	(40)	3,164,070
LEE	0.1692	3,332	25,363,663	0	(444)	25,363,219
LOUDOUN	0.5854	64,891	220,768,013	0	(4,257)	220,763,756
LOUISA	0.5392	4,537	17,718,738	0	(335)	17,718,403
LUNENBURG	0.2308	1,547	10,158,861	0	(190)	10,158,671
MADISON	0.5204	1,781	7,486,907	0	(136)	7,486,771
MATHEWS	0.5882	1,169	4,414,135	0	(77)	4,414,058
MECKLENBURG	0.3315	4,602	25,492,440	0	(492)	25,491,948
MIDDLESEX	0.7430	1,174	3,444,879	0	(48)	3,444,831
MONTGOMERY	0.3549	9,397	48,168,560	0	(970)	48,167,590
NELSON	0.5734	1,919	7,629,682	0	(130)	7,629,552
NEW KENT	0.4312	2,854	12,243,427	0	(259)	12,243,168
NORTHAMPTON	0.5109	1,691	8,759,964	0	(132)	8,759,832
NORTHUMBERLAND	0.8000	1,406	3,728,367	0	(45)	3,728,322
NOTTOWAY	0.2547	2,167	13,995,047	0	(258)	13,994,789
ORANGE	0.4257	4,994	21,183,561	0	(459)	21,183,102
PAGE	0.3181	3,472	19,025,848	0	(379)	19,025,469
PATRICK	0.2439	2,498	15,024,861	0	(303)	15,024,558
PITTSYLVANIA	0.2401	8,919	52,730,293	0	(1,084)	52,729,209
POWHATAN	0.3969	4,368	19,615,857	0	(421)	19,615,436
PRINCE EDWARD	0.3043	2,239	14,110,708	0	(249)	14,110,459
PRINCE GEORGE	0.2344	6,272	34,573,627	(26,000)	(768)	34,546,859

**Proposed Amendments to HB 29, As Introduced: FY 2012 Direct Aid to Public Education Estimated Distribution**

School Division	Key Data		HB 29, As Introduced FY 2012 Estimated Distribution	Technical Updates		Recommended House Budget FY 2012 Estimated Distribution
	2010-2012 Composite Index	HB 29, As Introduced FY 2012 Projected Unadjusted ADM		Student Membership, Participation and VPSA Updates <sup>1</sup>	Update the SSSC <sup>2</sup> Costs Per Pupil Amount from \$129.78 to \$129.62	
PRINCE WILLIAM	0.4036	79,818	387,889,770	0	(7,617)	387,882,153
PULASKI	0.2870	4,411	24,864,759	0	(503)	24,864,256
RAPPAHANNOCK	0.8000	897	2,568,871	0	(28)	2,568,843
RICHMOND	0.3562	1,170	6,142,287	73,393	(121)	6,215,559
ROANOKE	0.3460	14,036	67,447,178	0	(1,468)	67,445,710
ROCKBRIDGE	0.5050	2,503	10,733,457	0	(198)	10,733,259
ROCKINGHAM	0.3489	11,262	55,448,955	0	(1,173)	55,447,782
RUSSELL	0.2113	4,161	26,145,511	0	(525)	26,144,986
SCOTT	0.1821	3,659	23,967,217	0	(479)	23,966,738
SHENANDOAH	0.4029	5,994	27,818,550	0	(573)	27,817,977
SMYTH	0.2100	4,633	29,804,428	0	(586)	29,803,842
SOUTHAMPTON	0.2896	2,719	16,325,923	0	(310)	16,325,613
SPOTSYLVANIA	0.3593	23,252	111,216,172	(24,415)	(2,383)	111,189,374
STAFFORD	0.3362	26,760	125,505,817	0	(2,842)	125,502,975
SURRY	0.6955	855	3,067,862	0	(42)	3,067,820
SUSSEX	0.3213	1,136	7,366,920	0	(123)	7,366,797
TAZEWELL	0.2487	6,358	35,397,179	0	(764)	35,396,415
WARREN	0.4204	5,283	22,722,580	0	(490)	22,722,090
WASHINGTON	0.3165	7,130	36,795,557	(21,039)	(780)	36,773,738
WESTMORELAND	0.5020	1,618	7,462,708	0	(128)	7,462,580
WISE	0.1885	5,985	36,504,737	0	(778)	36,503,959
WYTHE	0.3142	4,247	21,907,627	0	(466)	21,907,161
YORK	0.3727	12,381	55,890,263	0	(1,242)	55,889,021
ALEXANDRIA	0.8000	11,953	30,163,126	0	(383)	30,162,743
BRISTOL	0.3132	2,268	13,777,462	0	(249)	13,777,213
BUENA VISTA	0.1932	1,203	7,447,971	0	(155)	7,447,816
CHARLOTTESVILLE	0.6560	3,836	17,417,365	0	(211)	17,417,154
COLONIAL HEIGHTS	0.4428	2,847	12,331,472	0	(254)	12,331,218
COVINGTON	0.2597	809	4,765,341	0	(97)	4,765,244
DANVILLE	0.2470	6,001	39,088,714	0	(722)	39,087,992
FALLS CHURCH	0.8000	2,166	5,047,172	0	(70)	5,047,102
FREDERICKSBURG	0.7763	3,077	7,887,305	0	(111)	7,887,194
GALAX	0.2695	1,261	6,867,592	0	(148)	6,867,444
HAMPTON	0.2690	20,657	117,623,245	0	(2,416)	117,620,829
HARRISONBURG	0.4133	4,683	24,640,114	0	(440)	24,639,674
HOPEWELL	0.2285	3,924	23,962,054	0	(485)	23,961,569

**Proposed Amendments to HB 29, As Introduced: FY 2012 Direct Aid to Public Education Estimated Distribution**

School Division	Key Data		HB 29, As Introduced FY 2012 Estimated Distribution	Technical Updates		Recommended House Budget FY 2012 Estimated Distribution
	2010-2012 Composite Index	HB 29, As Introduced FY 2012 Projected Unadjusted ADM		Student Membership, Participation and VPSA Updates <sup>1</sup>	Update the SSSC <sup>2</sup> Costs Per Pupil Amount from \$129.78 to \$129.62	
LYNCHBURG	0.3643	8,197	43,894,176	0	(833)	43,893,343
MARTINSVILLE	0.2263	2,190	13,549,413	0	(271)	13,549,142
NEWPORT NEWS	0.2778	27,665	161,885,749	0	(3,197)	161,882,552
NORFOLK	0.3004	30,667	179,442,963	0	(3,433)	179,439,530
NORTON	0.3042	879	4,463,715	0	(98)	4,463,617
PETERSBURG	0.2255	4,137	27,111,976	0	(513)	27,111,463
PORTSMOUTH	0.2497	14,289	87,454,348	0	(1,715)	87,452,633
RADFORD	0.3251	1,547	7,809,768	0	(167)	7,809,601
RICHMOND CITY	0.4945	21,190	117,015,324	0	(1,713)	117,013,611
ROANOKE CITY	0.3582	12,269	68,356,085	0	(1,261)	68,354,824
STAUNTON	0.4024	2,544	15,155,984	0	(243)	15,155,741
SUFFOLK	0.3432	13,835	73,258,805	0	(1,453)	73,257,352
VIRGINIA BEACH	0.4060	69,092	315,496,556	0	(6,566)	315,489,990
WAYNESBORO	0.3609	3,100	14,718,824	0	(317)	14,718,507
WILLIAMSBURG	0.8000	866	3,540,598	0	(28)	3,540,570
WINCHESTER	0.5124	3,991	16,614,286	0	(312)	16,613,974
FAIRFAX CITY	0.8000	3,071	6,769,143	0	(98)	6,769,045
FRANKLIN CITY	0.3047	1,173	7,667,184	0	(131)	7,667,053
CHESAPEAKE CITY	0.3465	38,414	199,007,257	0	(4,017)	199,003,240
LEXINGTON	0.4601	656	2,748,875	0	(57)	2,748,818
EMPORIA	0.2602	1,054	6,264,675	0	(124)	6,264,551
SALEM	0.3516	3,849	17,671,011	0	(399)	17,670,612
BEDFORD CITY	0.2969	794	4,055,992	0	(89)	4,055,903
POQUOSON	0.3524	2,218	10,102,201	0	(230)	10,101,971
MANASSAS CITY	0.4005	6,902	35,420,618	0	(662)	35,419,956
MANASSAS PARK	0.3311	2,883	16,695,735	0	(308)	16,695,427
COLONIAL BEACH	0.3785	590	3,303,508	0	(59)	3,303,449
WEST POINT	0.2667	743	4,045,680	0	(86)	4,045,594
<b>TOTAL:</b>		<b>1,215,736</b>	<b>\$5,532,709,459</b>	<b>\$55,939</b>	<b>(\$108,105)</b>	<b>\$5,532,657,293</b>

Note: This analysis includes state funds for the Standards of Quality, Incentive, Categorical, and School Facilities service areas. Federal funds are not included in this analysis.

<sup>1</sup> Technical updates include: 1) Linwood Holton Spring Enrollment; 2) Spotsylvania fall membership update for K3; 3) Prince George VPSA reduction; and 4) Update VPI participation for Fauquier and Richmond Counties

<sup>2</sup> Update the Supplemental Support for School Operating Costs Per Pupil Amount from \$129.78 to \$129.62, to tie to the Per Pupil Amount that was included in Chapter 890

**Proposed Amendments to HB 30, As Introduced: FY 2013 Direct Aid to Public Education Estimated Distribution**

School Division	Key Data			Technical	Policy Changes			Recommended House Budget FY 2013 Estimated Distribution
	2012-2014 Composite Index	FY 2013 Projected Unadjusted ADM	HB 30, As Introduced FY 2013 Estimated Distribution	Update K-3 Primary Class Size Reduction <sup>1</sup>	Reduce the VRS Professional Rate from 11.66% to 10.23%	Increase Third Grade Early Reading Intervention Initiative from 25% to 67.5%	Fund Non-Personal Inflation Factors <sup>2</sup>	
ACCOMACK	0.3719	4,853	\$26,925,362	\$161,856	(\$188,403)	\$9,805	\$253,558	\$27,162,178
ALBEMARLE	0.6502	12,577	42,957,072	190,909	(245,539)	10,921	340,100	43,253,463
ALLEGHANY	0.2297	2,609	16,097,472	17,095	(115,084)	7,215	159,495	16,166,193
AMELIA	0.3473	1,749	9,497,194	(54,050)	(67,728)	4,076	95,417	9,474,909
AMHERST	0.3075	4,182	24,636,582	110,166	(171,508)	4,324	227,380	24,806,944
APPOMATTOX	0.2945	2,187	13,024,595	(2,764)	(91,404)	4,405	136,972	13,071,804
ARLINGTON	0.8000	21,379	50,890,231	31,678	(289,500)	15,088	293,972	50,941,469
AUGUSTA	0.3627	10,352	49,996,802	543,545	(344,894)	19,897	491,892	50,707,242
BATH	0.8000	636	1,688,100	17,258	(8,311)	0	10,656	1,707,703
BEDFORD	0.4268	9,407	42,911,758	211,087	(298,062)	12,528	402,797	43,240,108
BLAND	0.3029	847	4,968,885	69,419	(36,080)	2,177	48,860	5,053,261
BOTETOURT	0.3710	5,038	24,885,422	0	(180,899)	7,856	240,537	24,952,916
BRUNSWICK	0.2837	1,954	13,887,032	133,344	(97,502)	2,236	129,403	14,054,513
BUCHANAN	0.3263	3,139	18,378,985	95,964	(131,824)	10,517	178,218	18,531,860
BUCKINGHAM	0.3104	1,907	12,092,487	38,724	(83,323)	4,306	125,751	12,177,945
CAMPBELL	0.2655	7,861	43,158,990	531,597	(325,286)	18,346	409,119	43,792,766
CAROLINE	0.3306	4,175	22,986,034	241,010	(168,809)	8,360	234,181	23,300,776
CARROLL	0.2831	4,306	24,852,712	89,018	(177,279)	11,191	243,628	25,019,270
CHARLES CITY	0.4483	730	4,285,646	(846)	(27,200)	1,722	39,952	4,299,274
CHARLOTTE	0.2365	1,944	13,476,199	37,860	(94,007)	2,383	135,721	13,558,156
CHESTERFIELD	0.3539	58,401	278,262,125	1,258,125	(2,101,063)	92,791	2,808,151	280,320,129
CLARKE	0.4892	2,014	8,529,937	0	(57,782)	1,634	76,024	8,549,813
CRAIG	0.3163	682	4,018,717	(768)	(28,494)	2,134	37,717	4,029,306
CULPEPER	0.3668	7,712	39,189,531	171,592	(286,759)	14,181	375,795	39,464,340
CUMBERLAND	0.2971	1,333	8,072,817	47,991	(53,993)	0	81,303	8,148,118
DICKENSON	0.2547	2,301	14,486,559	122,516	(108,497)	4,654	139,113	14,644,345
DINWIDDIE	0.2850	4,365	25,228,988	244,993	(179,115)	11,161	253,605	25,559,632
ESSEX	0.4364	1,544	8,512,932	(2,764)	(51,859)	3,520	79,645	8,541,474
FAIRFAX	0.6789	173,628	552,251,117	1,181,688	(3,496,729)	105,701	4,378,046	554,419,823
FAUQUIER	0.5377	11,066	44,858,831	170,965	(302,152)	11,833	428,886	45,168,363
FLOYD	0.3440	2,025	11,052,999	55,768	(77,533)	2,048	116,050	11,149,332
FLUVANNA	0.3924	3,698	18,451,976	67,669	(128,293)	3,794	173,850	18,568,996
FRANKLIN	0.4181	7,154	36,465,816	56,508	(255,532)	14,534	340,227	36,621,553
FREDERICK	0.3601	12,961	64,983,983	587,376	(477,281)	22,521	642,164	65,758,763
GILES	0.2706	2,393	14,191,846	76,943	(106,825)	9,109	139,906	14,310,979
GLOUCESTER	0.3798	5,573	26,259,317	142,615	(183,610)	3,872	285,392	26,507,586

**Proposed Amendments to HB 30, As Introduced: FY 2013 Direct Aid to Public Education Estimated Distribution**

School Division	Key Data			Technical	Policy Changes			Recommended House Budget FY 2013 Estimated Distribution
	2012-2014 Composite Index	FY 2013 Projected Unadjusted ADM	HB 30, As Introduced FY 2013 Estimated Distribution		Update K-3 Primary Class Size Reduction <sup>1</sup>	Reduce the VRS Professional Rate from 11.66% to 10.23%	Increase Third Grade Early Reading Intervention Initiative from 25% to 67.5%	
GOOCHLAND	0.8000	2,276	6,038,471	19,116	(27,424)	1,249	36,948	6,068,360
GRAYSON	0.3385	1,728	11,089,877	86,031	(78,333)	4,131	104,067	11,205,773
GREENE	0.3724	2,945	15,342,106	205,944	(108,068)	9,797	150,981	15,600,760
GREENSVILLE	0.2174	1,371	9,502,534	(3,761)	(63,901)	2,443	96,242	9,533,557
HALIFAX	0.2943	5,410	33,817,929	153,918	(246,101)	17,626	324,865	34,068,237
HANOVER	0.4203	18,060	79,951,783	191,501	(576,902)	19,909	814,925	80,401,216
HENRICO	0.4276	48,551	229,453,058	1,289,830	(1,548,347)	92,929	2,304,786	231,592,256
HENRY	0.2430	6,995	44,167,307	195,027	(310,452)	16,544	423,874	44,492,300
HIGHLAND	0.8000	184	1,408,504	544	(4,028)	0	10,806	1,415,826
ISLE OF WIGHT	0.4258	5,268	25,850,421	(3,346)	(175,990)	7,171	246,905	25,925,161
JAMES CITY	0.5628	9,764	35,736,215	44,695	(231,758)	9,555	351,456	35,910,163
KING GEORGE	0.3787	4,049	19,114,748	0	(136,175)	3,880	191,553	19,174,006
KING QUEEN	0.4469	692	4,048,050	3,212	(25,215)	1,726	36,711	4,064,484
KING WILLIAM	0.3375	2,205	11,523,542	253,757	(87,872)	2,068	110,500	11,801,995
LANCASTER	0.7934	1,206	3,190,404	26,601	(13,843)	645	20,533	3,224,340
LEE	0.1826	3,324	24,744,676	6,585	(188,405)	12,760	240,299	24,815,915
LOUDOUN	0.5666	67,386	243,189,756	550,338	(1,701,890)	69,848	2,106,198	244,214,250
LOUISA	0.5659	4,519	17,716,975	115,480	(110,384)	6,776	153,448	17,882,295
LUNENBURG	0.2535	1,536	10,172,974	38,021	(69,568)	2,330	100,857	10,244,614
MADISON	0.4486	1,773	8,405,374	157,189	(56,866)	1,722	82,818	8,590,237
MATHEWS	0.5589	1,139	4,588,750	65,889	(31,275)	2,754	41,536	4,667,654
MECKLENBURG	0.3650	4,601	25,204,712	94,882	(176,523)	5,948	242,073	25,371,092
MIDDLESEX	0.7232	1,153	3,563,992	15,843	(18,610)	864	29,060	3,591,149
MONTGOMERY	0.4053	9,452	46,527,679	135,801	(338,378)	24,137	434,997	46,784,236
NELSON	0.5928	1,919	7,699,227	19,483	(45,668)	2,543	68,599	7,744,184
NEW KENT	0.4414	2,899	12,209,229	0	(84,354)	1,744	123,099	12,249,718
NORTHAMPTON	0.5103	1,707	8,759,164	134,502	(55,665)	1,529	88,141	8,927,671
NORTHUMBERLAND	0.8000	1,411	3,532,238	13,943	(16,526)	625	25,223	3,555,503
NOTTOWAY	0.2447	2,179	14,423,960	60,941	(106,501)	4,717	139,495	14,522,612
ORANGE	0.3842	4,957	23,598,319	247,162	(168,914)	9,613	244,372	23,930,552
PAGE	0.3143	3,464	20,399,464	95,105	(133,722)	8,564	209,462	20,578,873
PATRICK	0.2866	2,502	14,973,893	26,443	(108,320)	8,909	152,792	15,053,717
PITTSYLVANIA	0.2475	8,919	54,445,888	239,273	(401,811)	21,145	516,022	54,820,517
POWHATAN	0.4230	4,345	19,565,264	0	(140,849)	9,008	198,968	19,632,391
PRINCE EDWARD	0.3265	2,180	13,643,116	(4,293)	(88,746)	4,205	125,756	13,680,038
PRINCE GEORGE	0.2513	6,321	35,323,529	675,988	(265,986)	11,688	371,559	36,116,778

**Proposed Amendments to HB 30, As Introduced: FY 2013 Direct Aid to Public Education Estimated Distribution**

School Division	Key Data			Technical	Policy Changes			Recommended House Budget FY 2013 Estimated Distribution
	2012-2014 Composite Index	FY 2013 Projected Unadjusted ADM	HB 30, As Introduced FY 2013 Estimated Distribution		Update K-3 Primary Class Size Reduction <sup>1</sup>	Reduce the VRS Professional Rate from 11.66% to 10.23%	Increase Third Grade Early Reading Intervention Initiative from 25% to 67.5%	
PRINCE WILLIAM	0.3787	82,552	421,990,065	1,273,242	(3,044,027)	189,609	3,892,807	424,301,696
PULASKI	0.3052	4,324	25,381,181	111,240	(178,114)	15,185	246,873	25,576,365
RAPPAHANNOCK	0.8000	867	2,689,832	24,023	(9,227)	0	822	2,705,450
RICHMOND	0.3599	1,160	6,573,410	39,161	(46,657)	1,998	61,805	6,629,717
ROANOKE	0.3657	13,835	67,601,621	342,231	(513,408)	23,764	648,981	68,103,189
ROCKBRIDGE	0.4903	2,492	10,936,199	40,069	(76,600)	7,957	96,345	11,003,970
ROCKINGHAM	0.3675	11,203	55,244,241	247,096	(381,113)	17,773	508,196	55,636,193
RUSSELL	0.2430	4,279	27,090,143	(24,146)	(205,959)	14,180	250,767	27,124,985
SCOTT	0.1831	3,625	24,473,999	106,748	(187,380)	12,753	247,046	24,653,166
SHENANDOAH	0.3706	5,953	30,083,289	(4,263)	(204,817)	9,825	299,809	30,183,843
SMYTH	0.2178	4,596	29,735,494	166,720	(213,263)	9,769	296,711	29,995,431
SOUTHAMPTON	0.3171	2,715	16,189,579	77,324	(111,585)	6,396	154,703	16,316,417
SPOTSYLVANIA	0.3326	23,139	118,054,320	737,416	(872,277)	40,572	1,210,276	119,170,307
STAFFORD	0.3305	26,779	130,405,123	476,782	(964,578)	44,983	1,326,574	131,288,884
SURRY	0.7642	821	2,764,888	10,781	(13,818)	736	17,999	2,780,586
SUSSEX	0.3375	1,116	7,338,783	77,908	(50,063)	4,137	69,841	7,440,606
TAZEWELL	0.2695	6,278	35,861,134	48,633	(271,688)	11,403	327,553	35,977,035
WARREN	0.3890	5,276	25,055,801	145,983	(184,932)	11,730	224,453	25,253,035
WASHINGTON	0.3533	7,102	36,540,171	191,141	(263,323)	8,076	331,240	36,807,305
WESTMORELAND	0.4649	1,582	8,271,791	(1,975)	(54,958)	3,341	78,016	8,296,215
WISE	0.2045	5,985	37,454,190	57,197	(278,438)	19,869	346,882	37,599,700
WYTHE	0.3204	4,277	22,720,844	188,423	(165,546)	8,488	224,458	22,976,667
YORK	0.4049	12,281	54,723,994	137,687	(381,446)	14,863	576,035	55,071,133
ALEXANDRIA	0.8000	12,239	32,768,580	19,266	(159,692)	7,544	174,109	32,809,807
BRISTOL	0.3190	2,264	14,753,496	14,028	(98,398)	4,252	120,239	14,793,617
BUENA VISTA	0.1895	1,311	8,740,851	(1,092)	(68,798)	5,060	72,755	8,748,776
CHARLOTTESVILLE	0.6861	3,894	15,972,309	(105,290)	(73,886)	1,960	89,675	15,884,768
COLONIAL HEIGHTS	0.4448	2,821	13,024,758	(116,284)	(94,607)	3,466	113,662	12,930,995
COVINGTON	0.2775	805	5,012,775	33,015	(36,239)	2,256	41,874	5,053,681
DANVILLE	0.2653	5,929	38,202,848	224,125	(265,389)	18,351	292,417	38,472,352
FALLS CHURCH	0.8000	2,236	5,071,592	0	(27,968)	3,429	28,486	5,075,539
FREDERICKSBURG	0.6511	3,122	10,420,134	65,700	(66,293)	1,116	76,564	10,497,221
GALAX	0.2725	1,257	7,495,455	(2,484)	(56,624)	4,543	60,143	7,501,033
HAMPTON	0.2912	20,664	122,443,127	399,450	(870,336)	57,536	1,185,613	123,215,390
HARRISONBURG	0.4274	4,844	26,422,818	187,506	(164,654)	10,726	246,419	26,702,815
HOPEWELL	0.2376	3,968	24,743,561	131,933	(181,277)	11,901	214,898	24,921,016



**Proposed Amendments to HB 30, As Introduced: FY 2013 Direct Aid to Public Education Estimated Distribution**

School Division	Key Data			Technical	Policy Changes			Recommended House Budget FY 2013 Estimated Distribution
	2012-2014 Composite Index	FY 2013 Projected Unadjusted ADM	HB 30, As Introduced FY 2013 Estimated Distribution		Update K-3 Primary Class Size Reduction <sup>1</sup>	Reduce the VRS Professional Rate from 11.66% to 10.23%	Increase Third Grade Early Reading Intervention Initiative from 25% to 67.5%	
LYNCHBURG	0.3727	8,202	45,225,763	236,336	(295,693)	15,668	378,110	45,560,184
MARTINSVILLE	0.2175	2,128	13,822,711	34,318	(101,555)	7,329	112,779	13,875,582
NEWPORT NEWS	0.2934	27,191	161,046,530	814,870	(1,143,728)	72,800	1,477,936	162,268,408
NORFOLK	0.3102	30,321	182,320,505	837,997	(1,192,902)	99,066	1,549,285	183,613,951
NORTON	0.3274	906	4,784,095	(1,408)	(36,135)	2,099	36,877	4,785,528
PETERSBURG	0.2516	4,121	28,209,748	(16,927)	(199,972)	11,683	241,142	28,245,674
PORTSMOUTH	0.2755	14,465	88,000,233	356,781	(622,960)	52,025	796,529	88,582,608
RADFORD	0.2630	1,540	8,627,528	(2,081)	(67,321)	2,301	66,852	8,627,279
RICHMOND CITY	0.4779	20,984	117,067,785	189,914	(738,735)	40,752	878,126	117,437,842
ROANOKE CITY	0.3728	12,292	69,376,318	151,966	(462,805)	29,373	568,806	69,663,658
STAUNTON	0.3987	2,548	15,960,744	31,887	(89,867)	5,632	104,847	16,013,243
SUFFOLK	0.3530	13,786	72,939,788	(23,477)	(510,312)	26,260	688,125	73,120,384
VIRGINIA BEACH	0.4110	68,961	318,868,239	513,537	(2,203,066)	110,335	3,139,520	320,428,565
WAYNESBORO	0.3690	3,108	15,254,251	212,492	(109,535)	7,880	133,948	15,499,036
WILLIAMSBURG	0.8000	917	3,600,794	27,818	(10,442)	625	14,750	3,633,545
WINCHESTER	0.4645	4,125	19,283,463	74,616	(131,419)	15,420	146,112	19,388,192
FAIRFAX CITY	0.8000	3,165	7,373,163	359	(40,313)	686	48,438	7,382,333
FRANKLIN CITY	0.3276	1,163	7,991,102	209,045	(52,098)	2,099	57,876	8,208,024
CHESAPEAKE CITY	0.3678	38,220	200,607,203	923,014	(1,384,140)	55,266	1,971,387	202,172,730
LEXINGTON	0.5059	671	2,563,190	0	(19,445)	1,543	17,553	2,562,841
EMPORIA	0.2594	1,071	6,589,516	(3,036)	(47,529)	2,313	66,158	6,607,422
SALEM	0.3628	3,824	18,093,813	106,311	(134,815)	5,969	158,820	18,230,098
BEDFORD CITY	0.3132	781	4,042,276	32,673	(30,140)	0	38,952	4,083,761
POQUOSON	0.3816	2,137	9,955,041	0	(72,743)	1,931	88,140	9,972,369
MANASSAS CITY	0.3599	7,094	40,595,877	437,230	(292,350)	15,364	337,226	41,093,347
MANASSAS PARK	0.2600	2,955	19,387,876	94,103	(134,985)	5,075	158,299	19,510,368
COLONIAL BEACH	0.3527	595	3,676,751	36,453	(26,792)	0	28,787	3,715,199
WEST POINT	0.2838	737	3,955,032	0	(28,539)	2,236	32,176	3,960,905
<b>TOTAL</b>		<b>1,222,669</b>	<b>\$5,770,809,911</b>	<b>\$22,389,816</b>	<b>(\$39,999,243)</b>	<b>\$2,063,219</b>	<b>\$52,966,011</b>	<b>\$5,808,229,714</b>

Note: This analysis includes state funds for the Standards of Quality, Incentive, Categorical, and School Facilities service areas. Federal funds are not included in this analysis.

<sup>1</sup> Funding for K-3 Primary Class Size Program include updates: 1) using October 2010 free lunch percentage and 2) adjustments related to the VRS rate change

<sup>2</sup> The Non-personal inflation factors are based on the January 2012 inflation rates reported by Global Insights

Proposed Amendments to HB30, As Introduced: FY 2014 Direct Aid to Public Education Estimated Distribution

School Division	Key Data			Technical	Policy Changes			Recommended House Budget FY 2014 Estimated Distribution
	2012-2014 Composite Index	FY 2014 Projected Unadjusted ADM	HB 30, As Introduced FY 2014 Estimated Distribution	Update K-3 Primary Class Size Reduction <sup>1</sup>	Reduce the VRS Professional Rate from 11.66% to 10.23%	Increase Third Grade Early Reading Intervention Initiative from 25% to 100%	Fund Non-Personal Inflation Factors <sup>2</sup>	
ACCOMACK	0.3719	4,853	\$26,995,904	\$162,343	(\$195,020)	\$19,610	\$253,596	\$27,236,433
ALBEMARLE	0.6502	12,547	43,336,387	190,493	(253,820)	20,750	343,717	43,637,527
ALLEGHANY	0.2297	2,566	15,891,895	16,952	(117,319)	12,025	156,887	15,960,440
AMELIA	0.3473	1,746	9,518,586	(53,901)	(68,810)	6,114	96,437	9,498,426
AMHERST	0.3075	4,101	24,515,417	108,106	(165,375)	8,648	222,999	24,689,795
APPOMATTOX	0.2945	2,193	13,119,592	(2,770)	(91,675)	8,810	137,337	13,171,294
ARLINGTON	0.8000	22,019	52,361,031	32,817	(302,311)	31,546	302,727	52,425,810
AUGUSTA	0.3627	10,300	50,033,005	540,878	(349,884)	37,804	496,077	50,757,880
BATH	0.8000	639	1,714,872	17,342	(8,227)	0	10,712	1,734,699
BEDFORD	0.4268	9,336	42,825,238	209,680	(295,855)	25,054	399,769	43,163,886
BLAND	0.3029	826	4,872,609	68,589	(35,198)	4,353	47,677	4,958,030
BOTETOURT	0.3710	5,056	25,044,908	0	(184,749)	13,747	244,590	25,118,496
BRUNSWICK	0.2837	1,911	13,658,606	130,456	(96,914)	6,709	127,947	13,826,804
BUCHANAN	0.3263	3,119	18,309,649	95,537	(135,384)	21,034	179,282	18,470,118
BUCKINGHAM	0.3104	1,910	12,132,978	38,672	(84,779)	8,612	124,580	12,220,063
CAMPBELL	0.2655	7,714	42,636,846	522,288	(313,546)	36,691	401,488	43,283,767
CAROLINE	0.3306	4,211	23,212,144	243,560	(167,378)	16,719	236,193	23,541,238
CARROLL	0.2831	4,439	25,661,841	92,144	(189,239)	22,382	251,195	25,838,323
CHARLES CITY	0.4483	699	4,158,012	(810)	(27,279)	1,722	38,696	4,170,341
CHARLOTTE	0.2365	1,917	13,326,226	37,453	(92,684)	4,767	132,298	13,408,060
CHESTERFIELD	0.3539	58,407	279,282,830	1,258,812	(2,103,032)	187,599	2,808,754	281,434,963
CLARKE	0.4892	1,983	8,470,743	0	(57,931)	4,903	74,872	8,492,587
CRAIG	0.3163	679	4,018,209	(765)	(28,843)	2,134	37,570	4,028,305
CULPEPER	0.3668	7,825	40,227,998	174,524	(281,037)	30,388	381,318	40,533,191
CUMBERLAND	0.2971	1,312	7,983,338	47,231	(55,102)	2,195	80,994	8,058,656
DICKENSON	0.2547	2,257	14,252,510	120,548	(108,180)	9,308	138,218	14,412,404
DINWIDDIE	0.2850	4,297	24,915,333	241,855	(179,531)	22,323	252,819	25,252,799
ESSEX	0.4364	1,524	8,462,560	(2,729)	(51,207)	10,557	78,633	8,497,814
FAIRFAX	0.6789	176,328	563,358,218	1,201,221	(3,554,473)	214,705	4,446,702	565,666,373
FAUQUIER	0.5377	11,049	45,048,868	170,715	(301,770)	23,666	423,135	45,364,614
FLOYD	0.3440	2,018	11,059,064	55,442	(79,967)	2,048	115,674	11,152,261
FLUVANNA	0.3924	3,710	18,605,992	67,851	(128,744)	7,588	176,672	18,729,359
FRANKLIN	0.4181	7,146	36,589,601	56,153	(251,120)	27,251	335,583	36,757,468
FREDERICK	0.3601	12,965	65,268,098	587,524	(477,549)	47,089	642,355	66,067,517
GILES	0.2706	2,351	13,992,703	75,896	(104,892)	15,941	135,665	14,115,313
GLOUCESTER	0.3798	5,500	26,147,526	140,788	(181,227)	9,681	281,687	26,398,455

**Proposed Amendments to HB30, As Introduced: FY 2014 Direct Aid to Public Education Estimated Distribution**

School Division	Key Data			Technical	Policy Changes			Recommended House Budget FY 2014 Estimated Distribution
	2012-2014 Composite Index	FY 2014 Projected Unadjusted ADM	HB 30, As Introduced FY 2014 Estimated Distribution	Update K-3 Primary Class Size Reduction <sup>1</sup>	Reduce the VRS Professional Rate from 11.66% to 10.23%	Increase Third Grade Early Reading Intervention Initiative from 25% to 100%	Fund Non-Personal Inflation Factors <sup>2</sup>	
GOOCHLAND	0.8000	2,204	6,018,059	18,491	(25,681)	1,874	35,340	6,048,083
GRAYSON	0.3385	1,663	10,775,728	82,417	(76,630)	8,261	100,187	10,889,963
GREENE	0.3724	3,008	15,710,324	210,311	(112,281)	17,635	154,214	15,980,203
GREENSVILLE	0.2174	1,319	9,227,815	(3,630)	(63,674)	4,887	91,562	9,256,960
HALIFAX	0.2943	5,343	33,508,270	151,572	(246,988)	33,049	324,744	33,770,647
HANOVER	0.4203	17,935	79,745,436	190,303	(572,942)	38,007	798,851	80,199,655
HENRICO	0.4276	48,770	231,406,334	1,296,690	(1,555,891)	185,858	2,315,263	233,648,254
HENRY	0.2430	6,954	44,064,368	194,297	(314,266)	33,088	426,876	44,404,363
HIGHLAND	0.8000	167	1,319,308	519	(3,657)	0	9,919	1,326,089
ISLE OF WIGHT	0.4258	5,234	25,946,253	(2,771)	(171,817)	12,549	245,310	26,029,524
JAMES CITY	0.5628	9,796	36,096,355	44,977	(236,888)	19,110	356,953	36,280,507
KING GEORGE	0.3787	4,055	19,211,396	0	(136,388)	5,820	191,846	19,272,674
KING QUEEN	0.4469	681	4,010,838	3,220	(24,852)	1,726	36,102	4,027,034
KING WILLIAM	0.3375	2,222	11,629,885	255,607	(88,530)	6,205	109,922	11,913,089
LANCASTER	0.7934	1,171	3,173,293	25,805	(13,960)	2,580	19,930	3,207,648
LEE	0.1826	3,315	24,699,729	6,637	(193,576)	22,968	239,650	24,775,408
LOUDOUN	0.5666	69,890	252,030,638	571,045	(1,734,852)	145,641	2,184,437	253,196,909
LOUISA	0.5659	4,508	17,885,987	115,341	(110,120)	12,197	153,073	18,056,478
LUNENBURG	0.2535	1,527	10,137,789	37,778	(70,371)	4,661	100,242	10,210,099
MADISON	0.4486	1,761	8,391,794	156,098	(56,478)	3,443	83,238	8,578,095
MATHEWS	0.5589	1,108	4,517,988	64,147	(29,951)	4,131	39,922	4,596,237
MECKLENBURG	0.3650	4,604	25,293,432	95,054	(182,748)	13,878	245,248	25,464,864
MIDDLESEX	0.7232	1,137	3,570,457	15,714	(18,345)	1,728	28,647	3,598,201
MONTGOMERY	0.4053	9,467	46,773,481	136,166	(344,606)	48,274	435,666	47,048,981
NELSON	0.5928	1,925	7,774,331	19,664	(46,640)	6,357	68,839	7,822,551
NEW KENT	0.4414	2,937	12,384,287	0	(85,437)	5,232	124,679	12,428,761
NORTHAMPTON	0.5103	1,717	8,813,931	135,199	(57,773)	3,058	88,640	8,983,055
NORTHUMBERLAND	0.8000	1,414	3,580,021	13,734	(16,566)	1,249	25,282	3,603,720
NOTTOWAY	0.2447	2,192	14,536,397	61,276	(107,141)	9,433	138,647	14,638,612
ORANGE	0.3842	4,924	23,553,368	245,797	(167,797)	19,226	242,729	23,893,323
PAGE	0.3143	3,461	20,512,148	95,024	(133,615)	17,127	211,733	20,702,417
PATRICK	0.2866	2,505	15,031,710	26,639	(110,322)	17,818	154,825	15,120,670
PITTSYLVANIA	0.2475	8,917	54,547,047	240,298	(408,705)	42,289	515,952	54,936,881
POWHATAN	0.4230	4,320	19,546,378	0	(137,594)	16,214	197,853	19,622,851
PRINCE EDWARD	0.3265	2,119	13,402,112	(4,178)	(87,824)	10,514	122,276	13,442,900
PRINCE GEORGE	0.2513	6,377	35,693,067	681,724	(268,334)	25,713	379,661	36,511,831

**Proposed Amendments to HB30, As Introduced: FY 2014 Direct Aid to Public Education Estimated Distribution**

School Division	Key Data			Technical	Policy Changes			Recommended House Budget FY 2014 Estimated Distribution
	2012-2014 Composite Index	FY 2014 Projected Unadjusted ADM	HB 30, As Introduced FY 2014 Estimated Distribution	Update K-3 Primary Class Size Reduction <sup>1</sup>	Reduce the VRS Professional Rate from 11.66% to 10.23%	Increase Third Grade Early Reading Intervention Initiative from 25% to 100%	Fund Non-Personal Inflation Factors <sup>2</sup>	
PRINCE WILLIAM	0.3787	85,277	436,408,587	1,318,280	(3,144,330)	394,131	4,021,327	438,997,995
PULASKI	0.3052	4,249	25,048,616	109,554	(178,070)	28,200	242,567	25,250,867
RAPPAHANNOCK	0.8000	839	2,718,962	23,092	(8,932)	1,249	796	2,735,167
RICHMOND	0.3599	1,149	6,540,218	39,734	(46,252)	3,997	61,240	6,598,937
ROANOKE	0.3657	13,637	66,972,206	337,339	(506,189)	47,528	639,683	67,490,567
ROCKBRIDGE	0.4903	2,485	10,975,670	40,125	(75,188)	14,322	96,065	11,050,994
ROCKINGHAM	0.3675	11,144	55,310,238	247,518	(379,340)	35,545	498,437	55,712,398
RUSSELL	0.2430	4,397	27,826,095	(25,062)	(214,638)	25,998	257,838	27,870,231
SCOTT	0.1831	3,591	24,291,973	105,609	(185,649)	22,954	241,710	24,476,597
SHENANDOAH	0.3706	5,933	30,154,199	(4,245)	(207,968)	19,650	298,786	30,260,422
SMYTH	0.2178	4,563	29,612,929	166,068	(219,144)	19,537	298,271	29,877,661
SOUTHAMPTON	0.3171	2,711	16,383,479	77,517	(113,311)	14,924	154,472	16,517,081
SPOTSYLVANIA	0.3326	23,021	117,966,821	733,892	(883,409)	79,008	1,204,117	119,100,429
STAFFORD	0.3305	26,792	130,825,299	477,020	(947,334)	85,682	1,309,270	131,749,937
SURRY	0.7642	790	2,732,729	10,209	(13,294)	736	17,316	2,747,696
SUSSEX	0.3375	1,098	7,231,543	76,644	(50,047)	6,205	68,692	7,333,037
TAZEWELL	0.2695	6,198	35,490,935	48,293	(268,410)	25,088	323,399	35,619,305
WARREN	0.3890	5,267	25,110,766	145,906	(181,389)	23,459	224,088	25,322,830
WASHINGTON	0.3533	7,064	36,587,463	190,687	(262,031)	16,152	324,823	36,857,094
WESTMORELAND	0.4649	1,545	8,146,062	(2,051)	(53,745)	5,012	76,152	8,171,430
WISE	0.2045	5,985	37,534,538	57,197	(288,431)	37,254	351,810	37,692,368
WYTHE	0.3204	4,308	22,974,243	190,080	(169,748)	16,975	223,114	23,234,664
YORK	0.4049	12,190	54,558,908	136,632	(393,223)	29,727	571,803	54,903,847
ALEXANDRIA	0.8000	12,528	33,722,906	19,941	(163,623)	15,088	178,251	33,772,563
BRISTOL	0.3190	2,268	14,917,478	13,881	(98,718)	8,505	120,495	14,961,641
BUENA VISTA	0.1895	1,430	9,532,967	(1,192)	(73,805)	10,122	78,201	9,546,293
CHARLOTTESVILLE	0.6861	3,965	16,367,146	(107,094)	(77,781)	3,920	91,308	16,277,499
COLONIAL HEIGHTS	0.4448	2,807	13,028,948	(115,814)	(94,173)	8,667	114,701	12,942,329
COVINGTON	0.2775	798	4,991,552	32,965	(37,100)	4,511	41,512	5,033,440
DANVILLE	0.2653	5,862	37,935,266	221,936	(267,115)	34,407	289,119	38,213,613
FALLS CHURCH	0.8000	2,309	5,232,363	0	(29,314)	6,858	29,879	5,239,786
FREDERICKSBURG	0.6511	3,175	10,640,010	66,842	(66,503)	4,465	77,915	10,722,729
GALAX	0.2725	1,256	7,505,044	(2,481)	(56,496)	6,814	59,120	7,512,001
HAMPTON	0.2912	20,663	122,767,320	399,450	(900,616)	115,073	1,185,573	123,566,800
HARRISONBURG	0.4274	5,020	27,453,981	194,697	(173,544)	19,665	255,387	27,750,186
HOPEWELL	0.2376	4,013	25,054,523	133,424	(183,440)	23,802	217,367	25,245,676

**Proposed Amendments to HB30, As Introduced: FY 2014 Direct Aid to Public Education Estimated Distribution**

School Division	Key Data			Technical	Policy Changes			Recommended House Budget FY 2014 Estimated Distribution
	2012-2014 Composite Index	FY 2014 Projected Unadjusted ADM	HB 30, As Introduced FY 2014 Estimated Distribution		Update K-3 Primary Class Size Reduction <sup>1</sup>	Reduce the VRS Professional Rate from 11.66% to 10.23%	Increase Third Grade Early Reading Intervention Initiative from 25% to 100%	
LYNCHBURG	0.3727	8,206	45,552,000	236,750	(306,675)	31,336	378,299	45,891,710
MARTINSVILLE	0.2175	2,069	13,496,606	33,589	(98,906)	17,101	109,662	13,558,052
NEWPORT NEWS	0.2934	26,735	159,400,653	802,399	(1,144,929)	141,188	1,453,189	160,652,500
NORFOLK	0.3102	29,993	181,490,491	829,596	(1,244,638)	198,133	1,554,343	182,827,925
NORTON	0.3274	935	4,933,448	(1,661)	(37,315)	4,199	38,060	4,936,731
PETERSBURG	0.2516	4,103	28,092,588	(16,857)	(199,115)	21,030	236,711	28,134,357
PORTSMOUTH	0.2755	14,648	89,012,456	361,276	(641,972)	106,312	806,568	89,644,640
RADFORD	0.2630	1,551	8,709,000	(2,095)	(67,806)	4,602	67,329	8,711,030
RICHMOND CITY	0.4779	20,833	117,000,797	188,607	(734,097)	79,873	871,910	117,407,090
ROANOKE CITY	0.3728	12,317	69,912,716	152,354	(464,277)	58,746	561,884	70,221,423
STAUNTON	0.3987	2,543	16,242,452	31,802	(91,239)	11,264	106,152	16,300,431
SUFFOLK	0.3530	13,768	73,171,143	(23,117)	(509,699)	52,520	687,231	73,378,078
VIRGINIA BEACH	0.4110	68,833	319,533,170	513,594	(2,158,334)	220,670	3,092,835	321,201,935
WAYNESBORO	0.3690	3,146	15,474,866	215,261	(110,873)	11,821	135,568	15,726,643
WILLIAMSBURG	0.8000	953	3,710,923	29,187	(11,248)	1,249	15,338	3,745,449
WINCHESTER	0.4645	4,261	19,922,554	77,047	(138,133)	32,554	150,922	20,044,944
FAIRFAX CITY	0.8000	3,261	7,599,338	373	(41,513)	2,744	49,897	7,610,839
FRANKLIN CITY	0.3276	1,154	7,965,496	207,239	(52,596)	4,199	58,260	8,182,598
CHESAPEAKE CITY	0.3678	38,027	200,781,103	918,783	(1,401,856)	110,533	1,985,840	202,394,403
LEXINGTON	0.5059	687	2,628,511	0	(19,955)	1,543	17,974	2,628,073
EMPORIA	0.2594	1,093	6,695,464	(3,091)	(49,384)	4,625	65,786	6,713,400
SALEM	0.3628	3,799	18,089,321	105,601	(134,034)	9,947	157,793	18,228,628
BEDFORD CITY	0.3132	768	3,976,738	32,190	(29,123)	2,144	37,255	4,019,204
POQUOSON	0.3816	2,061	9,694,791	0	(70,145)	1,931	83,714	9,710,291
MANASSAS CITY	0.3599	7,280	41,756,374	449,874	(290,475)	30,728	346,043	42,292,544
MANASSAS PARK	0.2600	3,025	19,984,217	97,021	(138,205)	12,688	164,398	20,120,119
COLONIAL BEACH	0.3527	596	3,679,911	36,381	(27,640)	2,021	29,227	3,719,900
WEST POINT	0.2838	731	3,955,943	0	(29,375)	4,472	31,933	3,962,973
<b>TOTAL:</b>		<b>1,229,800</b>	<b>\$5,818,544,148</b>	<b>\$22,454,556</b>	<b>(\$40,389,148)</b>	<b>\$4,121,676</b>	<b>\$53,151,838</b>	<b>\$5,857,883,070</b>

Note: This analysis includes state funds for the Standards of Quality, Incentive, Categorical, and School Facilities service areas. Federal funds are not included in this analysis.

<sup>1</sup> Funding for K-3 Primary Class Size Program include updates: 1) using October 2010 free lunch percentage and 2) adjustments related to the VRS rate change

<sup>2</sup> The Non-personal inflation factors are based on the January 2012 inflation rates reported by Global Insights

*Amendment to House Bill 29, as Introduced*

Elementary & Secondary Education Subcommittee

Item 132 #1h

**Education: Elementary &  
Secondary**

**FY 10-11**

**FY 11-12**

Direct Aid To Public Education

\$0

(\$108,105) GF

**Language:**

Page 38, line 11, strike "\$5,493,100,904" and insert "\$5,492,992,799".

Page 39, line 38, strike "\$70,210,396" and insert "\$70,102,291".

Page 39, line 40, strike "\$88,352,590" and insert "\$88,244,485".

Page 40, line 33, strike "Support for School Construction and" and insert:  
"Supplemental Support for School".

Page 67, line 35, strike "\$70,210,396" and insert "\$70,102,291".

**Explanation:**

(This amendment adjusts the funded per pupil amount to \$129.62 for the Supplemental Support for School Operating Costs account. The funded per pupil amount was increased to \$129.78 in House Bill 29, as introduced, to account for a lower average daily membership projection for fiscal year 2012. However, existing language in the budget states that payments for this account shall be paid on the basis of the original per pupil amount of \$129.62.)

---

Elementary & Secondary Education Subcommittee

Item 132 #2h

**Education: Elementary &  
Secondary**

**FY 10-11**

**FY 11-12**

Direct Aid To Public Education

\$0

(\$21,039) GF

**Language:**

Page 38, line 11, strike "\$5,493,100,904" and insert "\$5,493,079,865".

Page 39, line 26, strike "\$13,743,372" and insert "\$13,722,333".

Page 39, line 40, strike "\$88,352,590" and insert "\$88,331,551".

**Explanation:**

(This amendment captures savings of \$21,039 the second year from the general fund as a result of updating the student enrollment for the spring 2012 semester at the A. Linwood Holton Governor's School.)

---

Elementary & Secondary Education Subcommittee

Item 132 #3h

*Amendment to House Bill 29, as Introduced*

<b>Education: Elementary &amp; Secondary</b>	<b>FY 10-11</b>	<b>FY 11-12</b>	
Direct Aid To Public Education	\$0	(\$24,415)	GF

**Language:**

Page 38, line 11, strike "\$5,493,100,904" and insert "\$5,493,076,489".

Page 39, line 38, strike "\$70,210,396" and insert "\$63,210,396".

Page 39, line 40, strike "\$88,352,590" and insert "\$81,352,590".

Page 40, line 34, strike "\$17,479,966" and insert "\$24,479,966".

Page 40, line 36, strike "\$454,400,000" and insert "\$461,400,000".

Page 47, line 38, strike "\$454,400,000" and insert "\$461,400,000".

Page 67, line 35, strike "\$70,210,396" and insert "\$63,210,396".

Page 67, line 36, strike "\$17,479,966" and insert "\$24,479,966".

**Explanation:**

(This amendment captures \$24,425 the second year from the general fund as a result of Spotsylvania school division updating its participation in the K-3 Primary Class Size Reduction program by eliminating funding for one grade in an elementary school. Furthermore, the school division also updated their fall enrollment data.)

---

Elementary & Secondary Education Subcommittee

Item 132 #4h

<b>Education: Elementary &amp; Secondary</b>	<b>FY 10-11</b>	<b>FY 11-12</b>	
Direct Aid To Public Education	\$0	(\$7,000,096)	GF
	\$0	\$7,000,000	NGF

**Language:**

Page 38, line 11, strike "\$5,493,100,904" and insert "\$5,493,100,808".

Page 39, line 38, strike "\$70,210,396" and insert "\$63,210,300".

Page 39, line 40, strike "\$88,352,590" and insert "\$81,352,494".

Page 40, strike lines 33 and 34.

Page 40, after line 34, insert:

"Supplemental Support for School Operating Costs   \$0    \$24,479,966".

Page 40, line 36, strike "\$454,400,000" and insert "\$461,400,000".

Page 47, line 38, strike "\$454,400,000" and insert "\$461,400,000".

Page 67, line 35, strike "\$70,210,396" and insert "\$63,210,300".

Page 67, line 36, strike "\$17,479,966" and insert "\$24,479,966".

**Explanation:**

*Amendment to House Bill 29, as Introduced*

(This amendment provides an additional \$7.0 million the second year from updating the Lottery Proceeds Fund revenue estimate. In addition, a like amount of the Supplemental Support for School Operating Costs will be transferred from the general fund into the Lottery Proceeds Fund Service area.)

---

Elementary & Secondary Education Subcommittee

Item 132 #5h

**Education: Elementary &  
Secondary**

**FY 10-11**

**FY 11-12**

Direct Aid To Public Education

\$0

\$123,286 GF

**Language:**

Page 38, line 11, strike "\$5,493,100,904" and insert "\$5,493,224,190".

Page 39, line 38, strike "\$70,210,396" and insert "\$70,333,682".

Page 39, line 40, strike "\$88,352,590" and insert "\$88,475,876".

Page 40, line 1, strike "\$62,780,182" and insert "\$62,903,468".

Page 40, line 34, strike "\$17,479,966" and insert "\$17,351,718".

**Explanation:**

(This amendment provides a net adjustment of \$123,286 the second year to provide funding for a data correction submitted from Fauquier and Richmond counties school divisions for the Virginia Preschool Initiative program.)

---

Elementary & Secondary Education Subcommittee

Item 132 #6h

**Education: Elementary &  
Secondary**

Direct Aid To Public Education

Language

**Language:**

Page 40, line 38, strike "\$58,078,000" and insert "\$58,052,000".

Page 55, line 36, strike "\$58,078,000" and insert "\$58,052,000".

Page 56, line 3, strike "\$58,078,000" and insert "\$58,052,000".

**Explanation:**

(This technical language amendment reflects the adjustment for Prince George County that is based on the number of eligible schools in the district. The proceeds from the Virginia Public School Authority are used to establish a computer-based instructional and testing system for the SOL and to develop the capability for high speed Internet connectivity at high schools followed by middle schools followed by



*Amendment to House Bill 29, as Introduced*

elementary schools.)

---

*Amendment to House Bill 30, as Introduced*

Elementary & Secondary Education Subcommittee Item 130.10 #1h

<b>Education: Elementary &amp; Secondary</b>	<b>FY 12-13</b>	<b>FY 13-14</b>	
Secretary Of Education	\$120,163	\$120,163	GF

**Language:**

Page 90, after line 49, insert:

"130.10. Financial Assistance for Public \$120,163 \$120,163

Education (Categorical) (17100)

Fund Sources: General \$120,163 \$120,163."

"Authority: Title 2.2, Chapter 24, Code of Virginia.

Out of this appropriation, \$120,163 each year from the general fund is designated to support radio reading services for the blind and visually impaired. The Secretary of Education is authorized to allocate and disburse these state funds to public broadcasting stations and private nonprofit organizations to provide radio reading services for the benefit of print-disabled individuals. "Radio reading services" means the acquisition, production, and distribution by nonprofit organizations or by public broadcasting stations of noncommercial educational, instructional, informational, or cultural audio programs which may be transmitted by means of electronic communication for the benefit of print-disabled individuals, and any related equipment, materials, and services provided for the benefit of such individuals."

**Explanation:**

(This amendment transfers existing funds for radio reading services back to the Office of the Secretary of Education from the Department for the Blind and Vision Impaired. There is a companion amendment in Item 350 removing the funds.)

---

Elementary & Secondary Education Subcommittee Item 133 #1h

<b>Education: Elementary &amp; Secondary</b>	<b>FY 12-13</b>	<b>FY 13-14</b>	
Department Of Education, Central Office Operations	\$1,500,000	\$1,500,000	GF

**Language:**

Page 92, line 25, strike "\$37,862,844" and insert "\$39,362,844".

Page 92, line 25, strike "\$37,862,844" and insert "\$39,362,844".

Page 92, after line 36, insert:

*Amendment to House Bill 30, as Introduced*

"C.1. Out of the appropriations in this item, \$1,500,000 the first year and \$1,500,000 the second year from the general fund is provided to support students and teachers pursuing information technology industry certifications through an information technology academy model. The funding is provided for the information technology academy model and shall be used to provide outreach, training, instructional resources, industry recognized certification opportunities for teachers and students enrolled in Virginia public high schools and regional career and technical education programs.

2. The funds provided in this initiative shall be used to increase the percentage of students enrolled in career and technical education courses in the information technology academy program and to increase the number of high schools and regional career and technical education programs that receive the training and technical support relative to the information technology academy model and to increase the number of teachers teaching targeted career and technical education courses."

**Explanation:**

(This amendment provides funding for previous contractual obligations for an Information Technology (IT) Academy, which consists of a formal online curriculum that prepares students to pass Industry Certification Exams. Through a statewide agreement, this curriculum has been made available to every high school student enrolled in over 30 career and technical education (CTE) courses integrating the IT Academy model and to the teachers assigned to those courses. In addition, this appropriation will cover the cost of a statewide license with a third party provider to provide the certification examinations. This is a work-force development initiative to help prepare students to be career-ready or college-ready when they graduate from high school.)

---

Elementary & Secondary Education Subcommittee

Item 134 #1h

**Education: Elementary &  
Secondary**

Department Of Education, Central  
Office Operations

Language

**Language:**

Page 93, line 1, strike "A."  
Page 93, strike lines 4 through 13.

**Explanation:**

*Amendment to House Bill 30, as Introduced*

(This amendment eliminates language related to the school efficiency reviews. There is a companion amendment in Item 271.)

---

Elementary & Secondary Education Subcommittee Item 137 #1h

<b>Education: Elementary &amp; Secondary</b>	<b>FY 12-13</b>	<b>FY 13-14</b>
Department Of Education, Central Office Operations	\$200,000	\$0 GF

**Language:**

Page 93, line 41, strike "\$17,565,986" and insert "\$17,765,986".

Page 94, after line 38, insert:

"G. This appropriation includes \$200,000 the first year from the general fund to support the feasibility of establishing the Virginia Science, Technology, Engineering, Applied Mathematics (STEAM) Academy."

**Explanation:**

(This amendment provides \$200,000 the first year from the general fund to fund a feasibility plan to consider establishing the Virginia Science, Technology, Engineering, Applied Mathematics (STEAM) Academy. The Virginia STEAM Academy would be a residential facility designed to foster the educational development of high school students who are academically talented in the areas of science, technology, engineering and applied mathematics. Furthermore, the academy would serve all schools in the Commonwealth through research and outreach activities.)

---

Elementary & Secondary Education Subcommittee Item 138 #1h

<b>Education: Elementary &amp; Secondary</b>	<b>FY 12-13</b>	<b>FY 13-14</b>
Direct Aid To Public Education	\$200,000	\$0 GF

**Language:**

Page 95, line 3, strike "\$9,456,858" and insert "\$9,656,858".

Page 97, after line 14, insert:

"P. Out of this appropriation, \$200,000 the first year from the general fund is allocated to support the purchase of EpiPens in the public schools in the Commonwealth."

*Amendment to House Bill 30, as Introduced*

**Explanation:**

(This amendment provides \$200,000 the first year from the general fund to support the purchase of EpiPens for public schools in Virginia. This allocation is provided to support House Bill 1107.)

---

Elementary & Secondary Education Subcommittee Item 138 #2h

<b>Education: Elementary &amp; Secondary</b>	<b>FY 12-13</b>	<b>FY 13-14</b>	
Direct Aid To Public Education	\$475,279	\$475,279	GF

**Language:**

- Page 95, line 3, strike "\$9,456,858" and insert "\$9,932,137".
- Page 95, line 3, strike "\$9,076,858" and insert "\$9,552,137".
- Page 96, line 43, strike "\$67,897" and "\$67,897" and insert "\$543,176" and "\$543,176".
- Page 96, line 45, strike "applicant" and insert "applicants".
- Page 96, line 49, strike "be invited to apply to host the pilot academy" and insert: "host a pilot academy".
- Page 96, line 50, strike "region" and insert: "division or divisions in the case of a joint application, in each of the eight regions".
- Page 96, line 50, strike the second "the" and insert "a".

**Explanation:**

(This amendment provides additional funding to expand the Youth Development Academies to all eight superintendents' planning regions.)

---

Elementary & Secondary Education Subcommittee Item 138 #3h

<b>Education: Elementary &amp; Secondary</b>	<b>FY 12-13</b>	<b>FY 13-14</b>	
Direct Aid To Public Education	(\$1,000,000)	(\$1,000,000)	GF

**Language:**

- Page 95, line 3, strike "\$9,456,858" and insert "\$8,456,858".
- Page 95, line 3, strike "\$9,076,858" and insert "\$8,076,858".
- Page 96, strike lines 29 and 30.
- Page 96, line 31, strike "K" and insert "J".

*Amendment to House Bill 30, as Introduced*

Page 96, line 34, strike "L" and insert "K".  
Page 96, line 43, strike "M" and insert "L".  
Page 96, line 52, strike "N" and insert "M".  
Page 97, line 1, strike "O" and insert "N".

**Explanation:**

(This amendment saves \$1.0 million each year in the general fund from eliminating the supplemental grant to the Communities in Schools organization as proposed in the introduced budget.)

---

Elementary & Secondary Education Subcommittee

Item 138 #4h

**Education: Elementary &  
Secondary**

**FY 12-13**

**FY 13-14**

Direct Aid To Public Education

(\$300,000)

(\$400,000) GF

**Language:**

Page 95, line 3, strike "\$9,456,858" and insert "\$9,156,858".  
Page 95, line 3, strike "\$9,076,858" and insert "\$8,676,858".  
Page 96, strike lines 52 through 55.  
Page 97, line 1, strike "O." and insert "N."

**Explanation:**

(This amendment saves \$300,000 the first year and \$400,000 the second year from the general fund by eliminating a new pilot program that would recruit college students that may want to go into the fields of math and science. The incentive fundings were allocated to provide students with tuition assistance grants and for other related college expenses, as well as for the development of science, technology, engineering and mathematics teacher preparation programs.)

---

Elementary & Secondary Education Subcommittee

Item 138 #5h

**Education: Elementary &  
Secondary**

**FY 12-13**

**FY 13-14**

Direct Aid To Public Education

(\$250,000)

(\$250,000) GF

**Language:**

Page 95, line 3, strike "\$9,456,858" and insert "\$9,206,858".  
Page 95, line 3, strike "\$9,076,858" and insert "\$8,826,858".

*Amendment to House Bill 30, as Introduced*

Page 95, line 8, strike "\$623,776" and insert "\$373,776".

Page 95, line 9, strike "\$623,776" and insert "\$373,776".

**Explanation:**

(This amendment reduces funding by \$250,000 each year from the general fund for Jobs for Virginia Graduates (JVG) initiative. The introduced budget proposed increasing funding each year for JVG and this amendment would reduce that amount to the current level funding total annual allocation of \$373,776.)

---

Elementary & Secondary Education Subcommittee

Item 139 #1h

**Education: Elementary &  
Secondary**

**FY 12-13**

**FY 13-14**

Direct Aid To Public Education

\$22,387,794

\$22,446,164

GF

**Language:**

Page 97, line 15, strike "\$5,706,719,879" and insert "\$5,729,107,673".

Page 97, line 15, strike "\$5,754,856,472" and insert "\$5,777,302,636".

Page 97, line 49, strike "\$25,616,358" and insert "\$48,004,152".

Page 97, line 49, strike "\$29,443,006" and insert "\$51,889,170".

Page 98, line 2, strike "\$5,183,934,509" and insert "\$5,206,322,303".

Page 98, line 2, strike "\$5,224,539,194" and insert "\$5,246,985,358".

Page 98, line 34, strike "\$81,525,356" and insert "\$103,913,150".

Page 98, line 34, strike "\$81,604,206" and insert "\$104,050,370".

Page 98, line 48, strike "\$35,760,285" and insert "\$13,372,491".

Page 98, line 48, strike "\$32,168,960" and insert "\$9,722,796".

Page 108, line 8, strike "\$25,616,358" and insert "\$48,004,152".

Page 108, line 8, strike "\$29,443,006" and insert "\$51,889,170".

Page 108, line 9, strike "\$35,760,285" and insert "\$13,372,491".

Page 108, line 9, strike "\$32,168,960" and insert "\$9,722,796".

Page 111, line 33, strike "\$81,525,356" and insert "\$103,913,150".

Page 111, line 33, strike "\$81,604,206" and insert "\$104,050,370".

**Explanation:**

(This amendment provides \$23.5 million the first year and \$23.6 million the second year from the general fund to pay for state's share of updating the free lunch eligibility rate data used in the K-3 Primary Class Size Reduction program. The data is updated from base year 2008 to base year 2010. This amendment also reflects the results of the final update to the funding model and the VRS rate at 10.23 percent.)

---

*Amendment to House Bill 30, as Introduced*

Elementary & Secondary Education Subcommittee

Item 139 #2h

<b>Education: Elementary &amp; Secondary</b>	<b>FY 12-13</b>	<b>FY 13-14</b>	
Direct Aid To Public Education	\$2,058,887	\$4,126,695	GF

**Language:**

Page 97, line 15, strike "\$5,706,719,879" and insert "\$5,708,778,766".

Page 97, line 15, strike "\$5,754,856,472" and insert "\$5,758,983,167".

Page 97, line 49, strike "\$25,616,358" and insert "\$27,675,245".

Page 97, line 49, strike "\$29,443,006" and insert "\$33,564,701".

Page 98, line 2, strike "\$5,183,934,509" and insert "\$5,185,993,396".

Page 98, line 2, strike "\$5,224,539,194" and insert "\$5,228,660,889".

Page 98, line 32, strike "\$14,193,219" and insert "\$16,252,106".

Page 98, line 32, strike "\$14,257,738" and insert "\$18,379,433".

Page 98, line 48, strike "\$35,760,285" and insert "\$33,701,398".

Page 98, line 48, strike "\$32,168,960" and insert "\$28,047,265".

Page 108, line 8, strike "\$25,616,358" and insert "\$27,675,245".

Page 108, line 8, strike "\$29,443,006" and insert "\$33,564,701".

Page 108, line 9, strike "\$35,760,285" and insert "\$33,701,398".

Page 108, line 9, strike "\$32,168,960" and insert "\$28,047,265".

Page 117, line 52, strike "\$14,193,219" and insert "\$16,252,106".

Page 117, line 52, strike "\$14,257,738" and insert "\$18,379,433".

Page 118, line 22, strike the first "25%" and insert "62.5%".

Page 118, line 22, strike the second "25%" and insert "100%".

**Explanation:**

(This amendment provides \$2.1 million the first year and \$4.1 million the second year to expand the Early Intervention Reading Initiative funding from 25% to 62.5% in the first year and from 25% to 100% in the second year for eligible third grade students.)

---

Elementary & Secondary Education Subcommittee

Item 139 #3h

<b>Education: Elementary &amp; Secondary</b>	<b>FY 12-13</b>	<b>FY 13-14</b>	
Direct Aid To Public Education	(\$913,016)	(\$913,016)	GF

**Language:**



*Amendment to House Bill 30, as Introduced*

Page 97, line 15, strike "\$5,706,719,879" and insert "\$5,705,806,863".  
Page 97, line 15, strike "\$5,754,856,472" and insert "\$5,753,943,456".  
Page 98, strike lines 13 and 14.  
Page 98, line 14, insert "Total \$16,384,138 \$16,722,346".  
Page 123, strike lines 12 through 15.

**Explanation:**

(This amendment saves \$913,016 each year in the general fund as a result of not providing funding for the PSAT testing fees.)

---

Elementary & Secondary Education Subcommittee

Item 139 #4h

**Education: Elementary &  
Secondary**

Direct Aid To Public Education

Language

**Language:**

Page 100, line 9, after "governments," insert:  
"which shall include the transition of a city to town status".

**Explanation:**

(This clarifying language amendment reinserts the verbiage relating to consolidations of local governments related to the composite index hold harmless provision.)

---

Elementary & Secondary Education Subcommittee

Item 139 #5h

**Education: Elementary &  
Secondary**

**FY 12-13**

**FY 13-14**

Direct Aid To Public Education

\$52,966,479

\$53,152,277 GF

**Language:**

Page 97, line 15, strike "\$5,706,719,879" and insert "\$5,759,686,358".  
Page 97, line 15, strike "\$5,754,856,472" and insert "\$5,808,008,749".  
Page 97, line 47, strike "\$2,906,059,581" and insert "\$2,955,464,831".  
Page 97, line 47, strike "\$2,897,404,115" and insert "\$2,946,981,490".  
Page 97, line 49, strike "\$25,616,358" and insert "\$29,180,587".  
Page 97, line 49, strike "\$29,443,006" and insert "\$33,017,908".  
Page 98, line 2, strike "\$5,183,934,509" and insert "\$5,236,900,988".

*Amendment to House Bill 30, as Introduced*

Page 98, line 2, strike "\$5,224,539,194" and insert "\$5,277,691,471".  
Page 98, line 30, strike "\$78,541,541" and insert "\$79,626,471".  
Page 98, line 30, strike "\$78,536,262" and insert "\$79,621,930".  
Page 98, line 37, strike "\$7,806,398" and insert "\$7,753,451".  
Page 98, line 37, strike "\$7,804,875" and insert "\$7,751,883".  
Page 98, line 46, strike "\$900,820" and insert "\$893,126".  
Page 98, line 46, strike "\$878,193" and insert "\$870,390".  
Page 98, line 47, strike "\$45,787,607" and insert "\$45,875,340".  
Page 98, line 47, strike "\$47,687,950" and insert "\$47,779,378".  
Page 98, line 48, strike "\$35,760,285" and insert "\$34,648,293".  
Page 98, line 48, strike "\$32,168,960" and insert "\$31,052,659".  
Page 108, line 8, strike "\$25,616,358" and insert "\$29,180,587".  
Page 108, line 8, strike "\$29,443,006" and insert "\$33,017,908".  
Page 108, line 9, strike "\$35,760,285" and insert "\$34,648,293".  
Page 108, line 9, strike "\$32,168,960" and insert "\$31,052,659".  
Page 110, line 8, strike "\$78,541,541" and insert "\$79,626,471".  
Page 110, line 8, strike "\$78,536,262" and insert "\$79,621,930".  
Page 110, line 39, strike "\$7,806,398" and insert "\$7,753,451".  
Page 110, line 39, strike "\$7,804,875" and insert "\$7,751,883".  
Page 119, line 10, strike "\$45,787,607" and insert "\$45,875,340".  
Page 119, line 10, strike "\$47,687,950" and insert "\$47,779,378".

**Explanation:**

(This amendment provides \$53.0 million the first year and \$53.1 million the second year from the general fund to fully fund the non-personal inflation costs that are based on the Global Insight's January 2012 inflation factors.)

---

Elementary & Secondary Education Subcommittee

Item 139 #6h

**Education: Elementary &  
Secondary**

**FY 12-13**

**FY 13-14**

Direct Aid To Public Education

(\$9,999,070)

(\$10,382,604)

GF

**Language:**

Page 97, line 15, strike "\$5,706,719,879" and insert "\$5,696,720,809".  
Page 97, line 15, strike "\$5,754,856,472" and insert "\$5,744,473,868".  
Page 97, line 47, strike "\$2,906,059,581" and insert "\$2,900,697,645".  
Page 97, line 47, strike "\$2,897,404,115" and insert "\$2,891,832,733".  
Page 97, line 49, strike "\$25,616,358" and insert "\$24,857,102".

*Amendment to House Bill 30, as Introduced*

Page 97, line 49, strike "\$29,443,006" and insert "\$28,660,244".

Page 97, strike line 55, and insert:

"VRS Retirement	\$271,791,159	\$263,588,099"
Supplemental State Payment to VRS	\$30,000,000	\$30,000,000".

Page 98, strike line 2, and insert:

"Total \$5,173,935,439 \$5,214,156,590".

Page 98, line 30, strike "\$78,541,541" and insert "\$78,425,093".

Page 98, line 30, strike "\$78,536,262" and insert "\$78,410,183".

Page 98, line 37, strike "\$7,806,398" and insert "\$7,671,649".

Page 98, line 37, strike "\$7,804,875" and insert "\$7,671,000".

Page 98, line 46, strike "\$900,820" and insert "\$901,646".

Page 98, line 46, strike "\$878,193" and insert "\$879,025".

Page 98, line 47, strike "\$45,787,607" and insert "\$45,278,546".

Page 98, line 47, strike "\$47,687,950" and insert "\$47,157,766".

Page 98, line 48, strike "\$35,760,285" and insert "\$36,519,714".

Page 98, line 48, strike "\$32,168,960" and insert "\$32,958,266".

Page 106, after line 50, insert:

"c. In addition, included in the appropriation for this item is \$30,000,000 from the general fund each year to provide a lump sum payment to the Virginia Retirement System on or before July 15 of each fiscal year as the initial repayment for the deferral of teacher retirement contributions during the 2010-12 biennium. This payment shall be made directly to the Virginia Retirement System from the Department of Education and there shall be no local match requirement."

Page 108, line 8, strike "\$25,616,358" and insert "\$24,857,102".

Page 108, line 8, strike "\$29,443,006" and insert "\$28,660,244"

Page 108, line 9, strike "\$35,760,285" and insert "\$36,519,714".

Page 108, line 9, strike "\$32,168,960" and insert "\$32,958,266".

Page 110, line 8, strike "\$78,541,541" and insert "\$78,425,093".

Page 110, line 8, strike "\$78,536,262" and insert "\$78,410,183".

Page 110, line 39, strike "\$7,806,398" and insert "\$7,671,649".

Page 110, line 39, strike "\$7,804,875" and insert "\$7,671,000".

Page 119, line 10, strike "\$45,787,607" and insert "\$45,278,546".

Page 119, line 10, strike "\$47,687,950" and insert "\$47,157,766".

**Explanation:**

(This amendment provides the state share of funding to the school divisions that is based on a VRS professional rate of 10.23 percent and provides a direct payment of \$30.0 million each year to VRS. The school division's local costs will be based on 10.23 percent each year. This amendment also provides a total biennial net lump sum

*Amendment to House Bill 30, as Introduced*

payment of \$60.0 million to VRS for the teacher retirement fund.)

---

Elementary & Secondary Education Subcommittee

Item 139 #7h

**Education: Elementary &  
Secondary**

Direct Aid To Public Education

Language

**Language:**

Page 120, after line 12, insert:

"23. Virtual School Program Funding

a. Effective July 1, 2013, any school division that offers a full-time virtual school program may require students residing within the school division who choose to enroll on a full-time basis in a virtual school program to enroll in such program offered by the school division. For any student who enrolls on a full-time basis in a virtual school program within his school division of residence, the resident school division shall receive state funding for such student on the same basis as any other student in the school division, and such student shall be included in the required local effort of the resident school division based on March 31 average daily membership.

b. Effective July 1, 2013, any student who resides in a school division that does not offer a full-time virtual school program pursuant to §§ 22.1-212.23 and 22.1-212.24, Code of Virginia, may choose to enroll on a full-time basis in any virtual school program served by an approved multidivision online provider in the Commonwealth. The state and local share of Standards of Quality funding for any such student shall be provided to the enrolling school division, as follows:

- 1) The state share of Standards of Quality per pupil funding provided shall be based on the composite index of the resident school division and shall include the resident school division's per child share of state sales tax funding in basic aid.
- 2) The local share of Standards of Quality per pupil funding transferred from the resident school division to the enrolling school division shall be 76 percent of the local share per pupil based on the composite index of the resident school division .
- 3) If the total state and local share of Standards of Quality per pupil funding provided to the enrolling school division pursuant to paragraphs b. 1) and b. 2) exceeds the actual per pupil cost of the virtual school program in which the student enrolls, only the local share per pupil funding transferred from the resident school division to the enrolling school division pursuant to paragraph b. 2) shall be reduced in addressing any such excess funding.

*Amendment to House Bill 30, as Introduced*

- c. Any student who enrolls on a full-time basis in a virtual school program served by a multidivision online provider outside his school division of residence pursuant to paragraph b. shall not be counted in the March 31 average daily membership or fall membership of the resident school division. Required local effort for such students shall be satisfied by the local per pupil share that is transferred from the resident school division to the enrolling school division pursuant to paragraphs b. 2) and b. 3).
- d. The state and local share of Standards of Quality per pupil funding of the resident school division shall be provided for eligible students pursuant to paragraph b. based on their March 31 average daily membership counted in the enrolling school division. The fall membership for such students shall also be counted in the enrolling school division but shall not be used to generate any funding for such students.
- e. The Department of Education shall pay the state share of Standards of Quality per pupil funding directly to the enrolling school division on a semimonthly basis. Such state share per pupil funding shall be based on the Standards of Quality per pupil funding enacted in the current appropriation act. The division superintendent of the enrolling school division shall certify on a quarterly basis each school year the number of students enrolled from outside the school division in its multidivision online provider virtual school program and the legal residence of such enrolled students. Based upon such quarterly certification, the enrolling school division shall invoice the affected resident school divisions on a quarterly basis in order for a one-quarter portion of the local share per pupil amount authorized in paragraphs b. 2) and b. 3) to be transferred from the resident school division to the enrolling school division. The resident school division shall transfer the certified quarterly local share per pupil payment to the enrolling school division within 30 calendar days of the receipt of the quarterly invoice from the enrolling school division. Such quarterly local share per pupil funding shall be based on the Standards of Quality per pupil funding enacted in the current appropriation act and pursuant to the restriction in paragraph b. 3). The quarterly local share per pupil amount transferred shall be prorated for the portion of the quarter that a student was not enrolled in the virtual school program served by a multidivision online provider outside his school division of residence.
- f. Any student who intends to enroll on a full-time basis in a virtual school program served by a multidivision online provider outside his school division of residence for

*Amendment to House Bill 30, as Introduced*

the 2013-2014 school year must notify the school division of residence of his intent to do so by November 15, 2012, and any student who intends to enroll on a full-time basis in a virtual school program served by a multidivision online provider outside his school division of residence for the 2014-2015 school year must notify the school division of residence of his intent to do so by November 15, 2013, in order to be eligible to have the state and local share of Standards of Quality per pupil funding of the resident school division provided to the enrolling school division in the aforementioned school years. Beyond the 2014-2015 school year, any student who intends to enroll on a full-time basis in a virtual school program served by a multidivision online provider outside his school division of residence for the next school year must notify the school division of residence of his intent to do so by April 15 each year, in order to be eligible to have the state and local share of Standards of Quality per pupil funding of the resident school division provided to the enrolling school division for that school year.

g. Any student who is enrolled on a full-time basis in a virtual school program, whether within or outside the school division of residence, shall have his enrollment excluded from the biennial calculation of instructional position costs of the Standards of Quality in budgeting for each state biennial budget. Any student who enrolls on a full-time basis in a virtual school program served by a multidivision online provider outside his school division of residence shall be enrolled in a school in the enrolling school division and such school shall be responsible for any federal and state accountability requirements applicable to such student."

Page 120, line 13, strike "23." and insert "24."

Page 120, line 18, strike "24." and insert "25."

Page 120, line 34, strike "25." and insert "26."

Page 120, line 42, strike "26." and insert "27."

Page 121, line 3, strike "27." and insert "28."

Page 122, line 2, strike "28." and insert "29."

Page 122, line 7, strike "29." and insert "30."

Page 122, line 28, strike "30." and insert "31."

Page 122, line 50, strike "31." and insert "32."

Page 123, line 5, strike "32." and insert "33."

Page 123, line 9, strike "33." and insert "34."

Page 123, line 12, strike "34." and insert "35."

**Explanation:**

(This language amendment sets out the funding methodology for the full-time Virtual School Initiative.)

---



