


*Report of the
House Appropriations
Subcommittee*

on

*Elementary & Secondary
Education*



House Bill 1500

February 6, 2011

REPORT OF THE SUBCOMMITTEE on ELEMENTARY & SECONDARY EDUCATION

Mr. Chairmen and Members of the Committee:

The Elementary and Secondary Education Subcommittee is pleased to put before you a series of recommendations that continue to offer choices of flexibility to our school divisions in order to meet the financial challenges they face as the economy begins to show some initial and hopeful signs of recovery.

Before I get into the specifics of the Subcommittee's recommendations, I am very pleased to be able to share with you some impressive outcomes that Virginia's students have accomplished.

As some of you may recall, Dr. Wright, the State Superintendent of Public Instruction, shared with the subcommittee several weeks ago that *Education Week* ranked Virginia the fourth best school system in the nation for education policy and performance in its 2011 Quality Counts report.

Our students also are among the highest-achieving in the nation on Advanced Placement tests and on SAT and ACT college-entrance examinations. In 2009, almost 23% of the Commonwealth's public high school seniors earned a grade of 3 or better – qualifying for college credit – on at least one Advanced Placement examination. There were only two states, New York and Maryland, which had higher percentages of seniors earning grades of 3 or better on AP tests.

Furthermore, the results from national reading tests taken last year has shown that Virginia elementary and middle school students continue to outperform their peers nationwide and rank second in the nation on the fourth-grade reading test.

Clearly, the report's findings show that Virginia continues to be a national leader in quality education and provides numerous opportunities that result in a high level of success for our young people.

Now, Mr. Chairman, I'd like to turn to our recommendations.

As I mentioned a moment ago, the Subcommittee's top priority was to provide more flexibility to our school divisions that would help them manage their budgets and that will ensure dollars are focused into the classroom.

To that end, included in our recommendations are a number of adjustments that will provide nearly \$66.0 million in state allocations to provide a 2% bonus for teachers. School divisions will be permitted to use their Education Jobs funding towards the local match. However, for those divisions that choose not to offer a bonus, these dollars can be used to purchase buses and textbooks or be used for other high-priority educational expenditures.

Mr. Chairman, as you pointed out in your remarks, it is incumbent upon all of us to increase funding for the Virginia Retirement System. However, we must strike the right balance between funding the VRS and ensuring that schools manage their budgets without further reducing classroom resources.

Our recommended action will take some immediate financial pressure off school divisions' budgets while ensuring an increase level of funding to the VRS. Specifically, the Subcommittee recommends a lump sum payment in fiscal year 2012 of \$89.8 million to the VRS which represents the state's share of a 3.3% contribution rate increase. While this will not have to be matched by the school divisions, it is important that they understand that they will be paying higher rates in fiscal year 2013, and should begin to budget for such increase.

Funding for this payment will come from redirecting the second year hold harmless funding and from funding elementary resource teachers at the level required by the Code of Virginia. The statute directs school divisions to hire elementary resource teachers for grades kindergarten

through the fifth grade. However, the budget funds resource teachers for grades K-7.

By having the state make this payment directly to the VRS, we are showing our commitment toward maintaining the financial soundness and future solvency of the retirement system, while saving school divisions an estimated \$105 million in local VRS-related costs they would have incurred in the Governor's introduced budget.


I now would like for Committee staff to explain each of the Subcommittee's recommendations in more detail. I hope it will be the pleasure of the Committee to adopt our recommendations.

Respectfully Submitted by the House Appropriations Subcommittee
on Elementary & Secondary Education:



Robert Tata, Chairman



M. Kirkland Cox

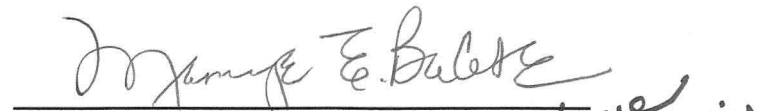

L. Scott Lingamfelter


Charles D. Poindexter


Watkins M. Abbitt, Jr.


James M. Scott


Johnny S. Joannou


Mamy E. BaCote
Have Reservations

House Bill 1500
Amendments

2010-2012 BIENNIAL TOTAL
General Fund
FY 2011 FY 2012 Biennium

EDUCATION: ELEMENTARY & SECONDARY

Secretary of Education

Transfer Virginia Voice to DHVI	-	(120,163)	(120,163)
Technical Correction - Public Broadcasting Reduction into Proper Subprograms	Language	Language	Language

Department of Education - Central Office

Educational Resources	Language	Language	Language
-----------------------	----------	----------	----------

Direct Aid to Public Education

Increase the Governor School Enrollment Cap	-	66,265	66,265
Project Discovery	-	(688,500)	(688,500)
Technical Correction - National Board Certification	Language	Language	Language
Expand to Full-Day Kindergarten Classes	Language	Language	Language
Supplemental VRS Payment	Language	Language	Language
2% Bonus for Instructional & Support Positions	Language	Language	Language

Amendments to House Bill 1500, as Introduced

Elementary & Secondary Education Subcommittee

Item 122 #1h

Education: Elementary & Secondary

Secretary Of Education

Language

Language:

Page 97, line 44, strike "\$486,320" and insert "\$722,096".

Page 97, line 46, strike "\$471,551" and insert "\$235,775".

Explanation:

(This amendment correctly moves a portion of the proposed budget reductions in public broadcasting to the proper service areas. As the budget, House Bill 1500, was introduced, the entire reduction was taken out of the public television service area, and zero was subtracted from the public radio service area.)

Elementary & Secondary Education Subcommittee

Item 123 #1h

Education: Elementary & Secondary

Secretary Of Education

FY 10-11

FY 11-12

\$0

(\$120,163) GF

Language:

Page 98, line 24, strike "\$1,110,668" and insert "\$990,505".

Page 98, line 33, strike "A."

Page 98, strike lines 37 through 44.

Explanation:

(This amendment eliminates \$120,163 the second year from the general fund for the Virginia Voice Radio Reading Services. There is a companion amendment in Item 341, under the Department for the Blind and Vision Impaired (DBVI), to restore an equal amount of funding.)

Elementary & Secondary Education Subcommittee

Item 130 #1h

Education: Elementary & Secondary

Department Of Education, Central Office Operations

Language

Amendments to House Bill 1500, as Introduced

Language:

Page 103, after line 11, insert:

"E. The Department of Education is authorized to collect proceeds from the sale of educational resources it has developed, such as technology applications, online course content, assessments, and other educational content, to out-of-state individuals or entities and to in-state, for-profit entities. The Department of Education is further authorized to deposit such proceeds in a non-reverting special fund account established in its financial records for this purpose. Proceeds from such sales shall be expended by the Department of Education to further develop existing educational resources or to create new educational resources for the benefit of the commonwealth's public schools and which may also be sold under the provisions of this paragraph. Proceeds from the sale of any educational resources sold under the provisions of this paragraph that were developed using general funds shall be deposited to the general fund until the general fund cost of development is recovered. The Secretary of Administration shall authorize any licensing agreements executed by the Department of Education pursuant to this paragraph."

Explanation:

(This amendment is self-explanatory.)

Elementary & Secondary Education Subcommittee

Item 131 #1h

**Education: Elementary &
Secondary**

Direct Aid To Public Education

Language

Language:

Page 104, line 23, strike "\$4,970,000" and insert "\$4,677,500".

Page 104, line 23, unstrike "\$4,970,000".

Page 104, line 24, strike "\$4,677,500".

Explanation:

(This technical amendment corrects language in the introduced budget that inadvertently reduced the second year budget amount for the National Board Certification allocation instead of the first year. The introduced budget allocation amounts remain unchanged.)

Elementary & Secondary Education Subcommittee

Item 131 #2h

Amendments to House Bill 1500, as Introduced

Education: Elementary & Secondary	FY 10-11	FY 11-12	
Direct Aid To Public Education	\$0	(\$688,500)	GF

Language:

- Page 103, line 30, strike "\$7,632,461" and insert "\$6,943,961".
- Page 103, strike lines 41 through 52.
- Page 104, line 1, strike "C." and insert "B."
- Page 104, line 7, strike "D." and insert "C."
- Page 104, line 10, strike "E." and insert "D."
- Page 104, line 15, strike "F." and insert "E."
- Page 104, line 19, strike "G." and insert "F."
- Page 104, line 27, strike "H." and insert "G."
- Page 105, line 9, strike "I." and insert "H."
- Page 105, line 11, strike "J." and insert "I."

Explanation:

(This amendment captures \$688,500 the second year from the general fund from eliminating Project Discovery. The program had only served 25 localities in the state.)

Elementary & Secondary Education Subcommittee Item 132 #1h

Education: Elementary & Secondary	FY 10-11	FY 11-12	
Direct Aid To Public Education	\$0	\$66,265	GF

Language:

- Page 105, line 16, strike "\$5,439,278,512" and insert "\$5,439,344,777".
- Page 106, line 36, strike "\$14,645,649" and insert "\$14,711,914".
- Page 106, line 47, strike "19,044,471" and insert "\$19,110,736".
- Page 130, line 28, strike "1,600" and insert "1,650".
- Page 130, line 40, strike "30thand" and insert "30th and".

Explanation:

(This amendment provides about \$66,300 the second year from the general fund to increase the existing student enrollment funding cap by 50 up to 1,650 for the academic Governor's Schools. Currently, the Thomas Jefferson Governor's School in Fairfax is the only school with enrollments that exceed the cap.)

Amendments to House Bill 1500, as Introduced

Elementary & Secondary Education Subcommittee

Item 132 #2h

**Education: Elementary &
Secondary**

Direct Aid To Public Education

Language

Language:

Page 126, after line 37, insert:

"f. Furthermore, a locality may make a one-time election to reprogram any portion of its eligible fiscal year 2012 Virginia Preschool Initiative funds toward reducing the number of existing half-day kindergarten classes, as of September 30, 2010, and converting the targeted half-day kindergarten classes to full-day kindergarten classes during the 2011-2012 school year.

A school division's eligible fiscal year 2012 Virginia Preschool Initiative funds which may be reprogrammed toward providing full-day kindergarten classes shall be determined by the Department of Education and shall be limited to a school division's fiscal year 2011 Virginia Preschool Initiative final payment amount as provided for in House Bill 1500/Senate Bill 800 as introduced in the 2011 General Assembly Session.

In order to receive these funds for this purpose, school divisions must certify to the Department of Education no later than October 1, 2011, that the reprogrammed funds will be used specifically for the express purpose of expanding the number of full-day kindergarten classes and reducing the number of half-day kindergarten classes. These funds may not be used for any other school purpose. If a school division elects to reprogram any portion of the Virginia Preschool Initiative funds toward expanding the number of full-day and reducing half-day kindergarten classes, then the school division's total fiscal year 2012 Virginia Preschool Initiative funding shall be limited to the total fiscal year 2011 Virginia Preschool Initiative funding amount. Localities receiving these payments are required to match these funds based on the composite index of local ability-to-pay."

Explanation:

(This amendment is self-explanatory.)

Elementary & Secondary Education Subcommittee

Item 132 #3h

**Education: Elementary &
Secondary**

Direct Aid To Public Education

Language

Amendments to House Bill 1500, as Introduced

Language:

Page 110, after line 42, insert:

"17. Beginning in fiscal year 2012, the Department of Education is directed to calculate the cost of funding and providing elementary resource teacher positions consistent with § 22.1-253.13:2, Code of Virginia."

Page 115, after line 38, insert:

"d.1) In addition, the Department of Education is directed to transfer a total of \$89,799,394 the second year from the general fund to Virginia Retirement System (VRS) which represents the state's share of the cost of a 3.3% professional rate amount for all funded positions. These payments shall be dedicated and contributed toward the VRS unfunded liability amount for the teacher group. The Department shall make these payments on or before January 1, 2012, to the VRS on the state's behalf.

2) Furthermore, school divisions are encouraged to set aside a local matching amount up to an equivalent percentage value for future budget payments to the VRS."

Explanation:

(This amendment is self-explanatory.)

Elementary & Secondary Education Subcommittee

Item 132 #4h

**Education: Elementary &
Secondary**

Direct Aid To Public Education

Language

Language:

Page 106, line 7, strike "\$2,870,864,594" and insert "\$2,833,824,858".

Page 106, line 11, strike "\$6,765,455" and insert "\$18,523,819".

Page 106, line 19, after "Remediation", insert "(split funded)".

Page 106, line 20, strike "\$69,431,627" and insert "\$29,004,666".

Page 106, line 28, strike "\$4,930,272,606" and insert "\$4,864,564,273".

Page 106, line 33, strike "\$4,930,272,606" and insert "\$4,864,564,273".

Page 106, after line 45, insert:

"Support for Personnel or Operational Costs \$0 \$65,705,438".

Page 106, line 47, strike "\$19,044,471" and insert "\$84,749,909".

Page 107, line 5, strike "\$63,991,497" and insert "\$63,287,461".

Page 107, line 7, strike "\$67,104,439" and insert "\$55,920,378".

Page 107, line 18, strike "\$7,031,965" and insert "\$7,107,624".

Amendments to House Bill 1500, as Introduced

Page 107, line 28, strike "\$869,195" and insert "\$880,790".

Page 107, line 34, strike "\$25,968,276" and insert "\$0".

Page 107, after line 34, insert:

"Prevention, Intervention and Remediation (split funded) \$0 \$40,426,961".

Page 110, line 8, strike "textbook" and insert "At-Risk".

Page 110, line 10, strike "textbook" and insert "At-Risk".

Page 110, line 29, after "facility", insert "and school bus replacement".

Page 110, strike lines 32 through 35.

Page 110, line 36, strike "16." and insert "15."

Page 116, line 52, strike "\$6,765,455" and insert "\$18,523,819".

Page 116, line 53, strike " and "\$25,968,276 the second year".

Page 117, line 1, strike "\$48.38" and insert "\$23.45".

page 118, line 27, strike "\$69,431,627 the second year" and insert "\$29,004,666".

Page 118, line 27, after "fund", insert:

"and \$37,769,118 from the Lottery Proceeds Fund the second year".

Page 119, line 3, strike "\$63,991,497" and insert "\$63,287,461".

Page 119, line 35, strike "\$7,031,965" and insert "\$7,107,624".

Page 125, line 2, strike "\$67,104,439" and insert "\$55,920,378".

Page 125, line 24, strike "\$6,000" and insert "\$5,000".

Page 125, line 29, strike "\$3,000" and insert "\$2,500".

Page 128, line 11, after "first year", insert "from the general fund".

Page 128, line 11, strike "general" and insert "Lottery Proceeds".

Page 131, line 27, after "first year", insert "from the general fund".

Page 131, line 28, strike "general" and insert "Lottery Proceeds".

Page 135, after line 19, insert:

"34. Support for Personnel and Operational Costs

a. Out of this appropriation an estimated \$65,705,438 the second year from the general fund shall be disbursed by the Department of Education to local school divisions based on each school division receiving an estimated allocation that is equivalent the state's share of the cost a two percent bonus for all funded positions. This one-time allocation may not be used toward any recurring non-personnel expenditures.

b. School divisions may use this allocation to provide at least a two percent bonus to all eligible personnel. Localities are encouraged to consider using their federal 'Education Jobs Fund' grant toward enhancing the two percent bonus or toward the required local match.

c. For a school division that elects not to provide any type of salary related adjustment, that school division may alternatively use this allocation to purchase additional textbooks, school buses or any other one-time educational purposes as

Amendments to House Bill 1500, as Introduced

determined needed by such school division.

d. Localities receiving these payments are required to match these funds based on the composite index of local ability-to-pay. School divisions are permitted to use qualifying expenditures from the federal Education Jobs Fund for the purpose of meeting the required local match for this one-time state payment."

Explanation:

(This amendment provides \$65.7 million the second year from the general fund as a one-time supplemental payment to school divisions. These funds will be allocated to localities based on the state's share of a 2% bonus amount for all funded positions. School divisions can use these funds for (i) a 2% bonus for all eligible personnel; (ii) the purchase of additional textbooks; (iii) school buses; or (iv) for any other education purposes as determined to be needed by the individual school division. This amendment is intended to give school divisions additional flexibility with state and local matching funds in order to meet their specific local priorities and particular financial circumstances. Lastly, these funds must be used for one-time, nonrecurring purposes.)

**No House Amendments Are Recommended to HB 1500, As Introduced:
FY 2011 Direct Aid to Public Education Estimated Distribution**

School Division	Key Data			HB1500, As Introduced FY 2011 Estimated Distribution	Recommended House Budget FY 2011 Estimated Distribution	Education Jobs Funds Available for FY 2011 & FY 2012
	2010-2012 Composite Index	FY 2011 Chapter 874 Unadjusted ADM	FY 2011 Governor's Introduced (HB1500) Projected Unadjusted ADM			
ACCOMACK	0.3753	4,827	4,815	\$26,190,803	\$26,190,803	\$1,199,312
ALBEMARLE	0.6872	12,773	12,810	42,625,466	42,625,466	1,942,777
ALLEGHANY	0.2151	2,780	2,731	16,093,337	16,093,337	743,475
AMELIA	0.3472	1,785	1,762	9,298,956	9,298,956	432,935
AMHERST	0.2664	4,351	4,361	25,346,437	25,346,437	1,159,686
APPOMATTOX	0.2732	2,219	2,224	13,011,610	13,011,610	608,837
ARLINGTON	0.8000	19,819	20,200	46,505,516	46,505,516	2,085,644
AUGUSTA	0.3416	10,390	10,471	50,751,137	50,751,137	2,276,971
BATH	0.8000	646	629	1,655,901	1,655,901	75,217
BEDFORD	0.4076	9,656	9,480	43,246,786	43,246,786	2,030,573
BLAND	0.2724	920	899	4,960,879	4,960,879	232,226
BOTETOURT	0.3682	5,062	4,904	22,935,355	22,935,355	1,072,992
BRUNSWICK	0.2728	2,059	1,971	13,205,310	13,205,310	613,882
BUCHANAN	0.2849	3,262	3,178	18,414,302	18,414,302	859,193
BUCKINGHAM	0.2738	1,921	1,900	12,361,936	12,361,936	570,011
CAMPBELL	0.2491	8,208	8,199	44,429,979	44,429,979	2,055,441
CAROLINE	0.3580	4,165	4,104	20,410,840	20,410,840	946,574
CARROLL	0.2573	3,871	4,302	24,062,974	24,062,974	992,441
CHARLES CITY	0.4203	829	802	4,564,939	4,564,939	217,056
CHARLOTTE	0.2289	2,095	2,010	12,983,316	12,983,316	596,385
CHESTERFIELD	0.3551	59,081	58,435	261,335,250	261,335,250	12,044,588
CLARKE	0.5346	2,169	2,054	7,567,073	7,567,073	360,614
CRAIG	0.2903	733	693	4,022,898	4,022,898	192,123
CULPEPER	0.4168	7,544	7,444	32,345,187	32,345,187	1,479,199
CUMBERLAND	0.2805	1,414	1,373	8,305,503	8,305,503	390,829
DICKENSON	0.1940	2,485	2,396	14,869,004	14,869,004	707,894
DINWIDDIE	0.2566	4,817	4,533	25,325,051	25,325,051	1,215,250
ESSEX	0.4869	1,598	1,595	8,505,692	8,505,692	376,863
FAIRFAX	0.7126	168,633	167,457	468,326,945	468,326,945	21,342,792
FAUQUIER	0.6098	11,144	11,151	37,533,897	37,533,897	1,685,297
FLOYD	0.3470	2,076	2,068	10,727,541	10,727,541	491,317
FLUVANNA	0.3867	3,760	3,672	17,534,563	17,534,563	790,738
FRANKLIN	0.4012	7,219	7,045	34,669,927	34,669,927	1,615,903
FREDERICK	0.3816	13,102	12,943	58,772,970	58,772,970	2,715,719
GILES	0.2649	2,537	2,491	14,046,565	14,046,565	653,179
GLOUCESTER	0.3704	5,892	5,860	27,131,335	27,131,335	1,249,251
GOOCHLAND	0.8000	2,496	2,434	5,574,781	5,574,781	260,515

**No House Amendments Are Recommended to HB 1500, As Introduced:
FY 2011 Direct Aid to Public Education Estimated Distribution**

School Division	Key Data			HB1500, As Introduced FY 2011 Estimated Distribution	Recommended House Budget FY 2011 Estimated Distribution	Education Jobs Funds Available for FY 2011 & FY 2012
	2010-2012 Composite Index	FY 2011 Chapter 874 Unadjusted ADM	FY 2011 Governor's Introduced (HB1500) Projected Unadjusted ADM			
GRAYSON	0.3178	1,866	1,877	11,968,016	11,968,016	546,572
GREENE	0.3500	2,659	2,795	15,487,860	15,487,860	682,074
GREENSVILLE	0.1998	1,533	1,497	9,826,820	9,826,820	461,953
HALIFAX	0.2748	5,641	5,572	34,269,054	34,269,054	1,572,136
HANOVER	0.4195	18,310	18,231	75,775,512	75,775,512	3,449,573
HENRICO	0.4371	48,655	48,268	207,953,007	207,953,007	9,601,558
HENRY	0.2315	6,983	7,116	42,987,601	42,987,601	1,907,798
HIGHLAND	0.7846	233	226	1,566,864	1,566,864	73,396
ISLE OF WIGHT	0.3926	5,388	5,334	25,799,523	25,799,523	1,186,393
JAMES CITY	0.5668	9,864	9,681	35,299,525	35,299,525	1,634,905
KING GEORGE	0.3875	4,116	4,094	17,664,761	17,664,761	817,728
KING & QUEEN	0.4404	707	726	4,297,652	4,297,652	194,620
KING WILLIAM	0.3291	2,176	2,175	11,493,033	11,493,033	513,759
LANCASTER	0.8000	1,302	1,255	3,201,618	3,201,618	148,691
LEE	0.1692	3,334	3,330	25,009,948	25,009,948	1,145,855
LOUDOUN	0.5854	62,696	62,353	207,263,473	207,263,473	9,448,214
LOUISA	0.5393	4,529	4,560	17,025,443	17,025,443	771,961
LUNENBURG	0.2308	1,528	1,555	10,043,499	10,043,499	453,560
MADISON	0.5205	1,807	1,790	7,548,490	7,548,490	349,538
MATHEWS	0.5883	1,223	1,205	4,665,688	4,665,688	218,738
MECKLENBURG	0.3315	4,601	4,587	25,750,274	25,750,274	1,185,954
MIDDLESEX	0.7431	1,161	1,173	3,639,888	3,639,888	166,105
MONTGOMERY	0.3550	9,580	9,313	46,787,240	46,787,240	2,162,475
NELSON	0.5734	1,856	1,886	7,272,702	7,272,702	330,652
NEW KENT	0.4312	2,835	2,793	12,017,617	12,017,617	557,917
NORTHAMPTON	0.5109	1,635	1,687	8,511,681	8,511,681	373,814
NORTHUMBERLAND	0.8000	1,331	1,408	3,931,942	3,931,942	177,165
NOTTOWAY	0.2547	2,169	2,144	13,922,121	13,922,121	630,058
ORANGE	0.4258	5,153	5,023	20,671,763	20,671,763	964,461
PAGE	0.3181	3,435	3,490	18,525,871	18,525,871	827,353
PATRICK	0.2439	2,474	2,497	14,603,204	14,603,204	665,372
PITTSYLVANIA	0.2401	8,992	8,942	52,022,282	52,022,282	2,389,890
POWHATAN	0.3969	4,450	4,408	19,615,235	19,615,235	895,394
PRINCE EDWARD	0.3043	2,439	2,406	15,026,181	15,026,181	698,370
PRINCE GEORGE	0.2345	6,417	6,202	33,753,574	33,753,574	1,587,906
PRINCE WILLIAM	0.4036	77,713	77,369	369,147,663	369,147,663	17,016,125
PULASKI	0.2870	4,441	4,527	25,101,326	25,101,326	1,115,617

**No House Amendments Are Recommended to HB 1500, As Introduced:
FY 2011 Direct Aid to Public Education Estimated Distribution**

School Division	Key Data			HB1500, As Introduced FY 2011 Estimated Distribution	Recommended House Budget FY 2011 Estimated Distribution	Education Jobs Funds Available for FY 2011 & FY 2012
	2010-2012 Composite Index	FY 2011 Chapter 874 Unadjusted ADM	FY 2011 Governor's Introduced (HB1500) Projected Unadjusted ADM			
RAPPAHANNOCK	0.8000	918	927	2,496,112	2,496,112	113,549
RICHMOND	0.3562	1,220	1,211	6,331,990	6,331,990	287,369
ROANOKE	0.3460	14,403	14,286	67,187,221	67,187,221	3,079,344
ROCKBRIDGE	0.5050	2,457	2,521	10,847,725	10,847,725	485,121
ROCKINGHAM	0.3489	11,391	11,351	55,619,519	55,619,519	2,526,839
RUSSELL	0.2113	4,044	4,047	25,043,191	25,043,191	1,114,082
SCOTT	0.1821	3,746	3,706	23,599,960	23,599,960	1,080,104
SHENANDOAH	0.4030	5,981	6,015	27,147,971	27,147,971	1,227,204
SMYTH	0.2100	4,728	4,651	29,373,594	29,373,594	1,349,765
SOUTHAMPTON	0.2896	2,830	2,731	16,128,664	16,128,664	767,326
SPOTSYLVANIA	0.3594	23,672	23,390	108,225,133	108,225,133	4,965,284
STAFFORD	0.3362	27,055	26,769	121,600,284	121,600,284	5,585,265
SURRY	0.6956	926	908	3,228,570	3,228,570	152,227
SUSSEX	0.3213	1,183	1,174	7,727,588	7,727,588	358,389
TAZEWELL	0.2487	6,570	6,425	35,290,678	35,290,678	1,652,975
WARREN	0.4204	5,313	5,322	22,225,121	22,225,121	1,015,935
WASHINGTON	0.3166	7,236	7,160	35,946,686	35,946,686	1,624,875
WESTMORELAND	0.5020	1,680	1,656	7,219,572	7,219,572	335,741
WISE	0.1885	6,518	6,392	37,998,861	37,998,861	1,750,596
WYTHE	0.3142	4,168	4,214	21,483,540	21,483,540	974,685
YORK	0.3727	12,472	12,434	55,007,338	55,007,338	2,503,938
ALEXANDRIA	0.8000	11,945	11,714	28,693,334	28,693,334	1,382,862
BRISTOL	0.3132	2,187	2,294	13,406,013	13,406,013	592,852
BUENA VISTA	0.1932	1,107	1,099	6,595,242	6,595,242	303,373
CHARLOTTESVILLE	0.6560	3,716	3,687	17,328,638	17,328,638	810,339
COLONIAL HEIGHTS	0.4428	2,798	2,896	12,340,072	12,340,072	551,909
COVINGTON	0.2597	822	865	4,905,175	4,905,175	213,888
DANVILLE	0.2470	6,104	6,062	38,672,143	38,672,143	1,780,929
FALLS CHURCH	0.8000	2,040	2,059	4,736,343	4,736,343	211,676
FREDERICKSBURG	0.7763	2,937	3,029	7,565,532	7,565,532	337,755
GALAX	0.2695	1,338	1,266	6,749,426	6,749,426	326,797
HAMPTON	0.2690	20,486	20,696	118,172,552	118,172,552	5,333,440
HARRISONBURG	0.4133	4,335	4,542	23,213,712	23,213,712	1,035,418
HOPEWELL	0.2285	3,987	3,873	23,026,770	23,026,770	1,076,360
LYNCHBURG	0.3643	8,144	8,178	43,895,661	43,895,661	1,976,551
MARTINSVILLE	0.2263	2,334	2,250	13,526,904	13,526,904	642,364
NEWPORT NEWS	0.2778	28,368	28,196	164,001,345	164,001,345	7,507,822

**No House Amendments Are Recommended to HB 1500, As Introduced:
FY 2011 Direct Aid to Public Education Estimated Distribution**

School Division	Key Data			HB1500, As Introduced FY 2011 Estimated Distribution	Recommended House Budget FY 2011 Estimated Distribution	Education Jobs Funds Available for FY 2011 & FY 2012
	2010-2012 Composite Index	FY 2011 Chapter 874 Unadjusted ADM	FY 2011 Governor's Introduced (HB1500) Projected Unadjusted ADM			
NORFOLK	0.3004	30,638	30,921	182,751,495	182,751,495	8,255,365
NORTON	0.3042	867	848	4,220,562	4,220,562	197,363
PETERSBURG	0.2255	4,156	4,184	27,145,906	27,145,906	1,218,080
PORTSMOUTH	0.2497	14,197	14,080	87,393,892	87,393,892	4,019,217
RADFORD	0.3251	1,515	1,527	7,772,949	7,772,949	354,275
RICHMOND CITY	0.4945	21,036	21,306	121,027,430	121,027,430	5,532,883
ROANOKE CITY	0.3582	12,021	12,128	66,843,526	66,843,526	2,995,547
STAUNTON	0.4024	2,592	2,528	14,863,355	14,863,355	713,182
SUFFOLK	0.3433	13,987	13,895	74,444,717	74,444,717	3,433,298
VIRGINIA BEACH	0.4060	68,582	69,200	318,279,323	318,279,323	14,479,801
WAYNESBORO	0.3609	2,983	3,125	14,808,878	14,808,878	650,231
WILLIAMSBURG	0.8000	788	870	3,434,370	3,434,370	152,877
WINCHESTER	0.5125	3,778	3,821	15,629,515	15,629,515	711,062
FAIRFAX CITY	0.8000	2,773	3,046	6,518,181	6,518,181	280,683
FRANKLIN CITY	0.3047	1,182	1,179	7,712,059	7,712,059	354,884
CHESAPEAKE	0.3465	38,724	38,657	202,975,532	202,975,532	9,359,653
LEXINGTON	0.4601	623	618	2,672,625	2,672,625	123,377
EMPORIA	0.2602	1,024	1,028	5,988,821	5,988,821	272,601
SALEM	0.3516	3,906	3,903	17,353,781	17,353,781	788,559
BEDFORD CITY	0.2970	780	832	4,180,250	4,180,250	179,335
POQUOSON	0.3524	2,329	2,308	10,537,799	10,537,799	492,092
MANASSAS CITY	0.4005	6,748	6,740	34,229,635	34,229,635	1,550,763
MANASSAS PARK	0.3311	2,744	2,820	15,720,325	15,720,325	699,608
COLONIAL BEACH	0.3785	631	562	3,081,178	3,081,178	156,681
WEST POINT	0.2668	799	751	4,103,530	4,103,530	197,656
TOTAL:		1,214,133	1,209,762	\$5,449,345,725	\$5,449,345,725	\$249,411,370

Note: This distribution includes state funds for the Standards of Quality, Incentive, Categorical, Lottery and School Facilities service areas. Federal funds are not included in this distribution analysis.

Proposed Amendments to HB 1500, As Introduced: FY 2012 Direct Aid to Public Education Estimated Distribution

School Division	Key Data			HB1500, As Introduced FY 2012 Estimated Distribution	Create Support for Personnel & Operational Costs Account Based on Value of 2.0% Bonus Payment for All Positions in FY12	Reprogrammed to Support for Personnel & Operational Acct		Increase General Fund Textbooks PPA	Reduce PreK to \$5,000 PPA	Direct Payment to VRS ¹		Increase Cap for Governor's School by 50 to 1,650	Recommended House Budget FY 2012 Estimated Distribution	Education Jobs Funds Available for FY 2011 & FY 2012
	2010-2012 Composite Index	FY 2012 Chapter 874 Unadjusted ADM	FY 2012 Governor's Introduced (HB1500) Projected Unadjusted ADM			Eliminate School Bus Replacement	Eliminate Lottery Funded Textbooks PPA			FY 2012 State Share of Savings of Reducing VRS by 2% to 5.16%	Elementary Resource Positions with Code of Virginia (based @ K-5)			
ACCOMACK	0.3753	4,767	4,762	\$26,780,012	\$312,330	(\$282,736)	(\$128,591)	\$54,435	(\$104,324)	(\$278,977)	(\$146,815)	\$0	\$26,205,334	\$1,199,312
ALBEMARLE	0.6872	12,904	12,977	39,058,233	389,676	(261,215)	(175,476)	74,282	(72,000)	(314,666)	(195,822)	0	38,503,012	1,942,777
ALLEGHANY	0.2151	2,771	2,680	16,310,353	212,465	(180,203)	(90,939)	38,496	(40,029)	(173,752)	(113,491)	0	15,962,900	743,475
AMELIA	0.3472	1,765	1,735	9,046,599	114,360	(102,184)	(48,949)	20,721	(13,709)	(95,700)	(59,075)	0	8,862,063	432,935
AMHERST	0.2664	4,288	4,290	25,423,750	317,887	(263,406)	(136,062)	57,598	(57,221)	(254,212)	(163,567)	0	24,924,767	1,159,686
APPOMATTOX	0.2732	2,212	2,254	13,202,655	168,728	(182,497)	(70,817)	29,978	(34,160)	(136,916)	(93,545)	0	12,883,426	608,837
ARLINGTON	0.8000	20,443	21,096	49,224,352	455,680	(98,177)	(182,399)	77,213	(305,000)	(407,133)	(221,718)	0	48,542,818	2,085,644
AUGUSTA	0.3416	10,263	10,432	50,969,198	638,764	(540,617)	(296,923)	125,693	(77,691)	(521,978)	(339,367)	0	49,957,079	2,276,971
BATH	0.8000	622	589	1,631,241	14,361	(14,723)	(5,089)	2,154	0	(11,118)	(5,814)	0	1,611,012	75,217
BEDFORD	0.4076	9,571	9,318	40,589,951	502,324	(346,134)	(238,632)	101,017	(68,126)	(415,314)	(278,890)	0	39,846,196	2,030,573
BLAND	0.2724	922	896	4,968,393	66,484	(55,387)	(28,177)	11,928	(2,183)	(52,228)	(32,277)	0	4,876,553	232,226
BOTETOURT	0.3682	5,110	4,828	22,874,810	292,829	(201,909)	(131,864)	55,821	(16,427)	(232,067)	(155,986)	0	22,485,207	1,072,992
BRUNSWICK	0.2728	2,025	1,913	12,927,723	153,025	(161,588)	(60,139)	25,458	(47,268)	(139,679)	(69,766)	0	12,627,766	613,882
BUCHANAN	0.2849	3,235	3,128	18,454,916	239,314	(224,040)	(96,688)	40,930	(15,732)	(200,952)	(113,965)	0	18,083,783	859,193
BUCKINGHAM	0.2738	1,896	1,862	11,943,521	154,137	(154,472)	(58,450)	24,743	(34,131)	(126,925)	(65,792)	0	11,682,631	570,011
CAMPBELL	0.2491	8,107	8,072	44,004,213	563,801	(375,156)	(262,077)	110,942	(124,666)	(464,382)	(294,854)	0	43,157,821	2,055,441
CAROLINE	0.3580	4,193	4,116	20,987,693	264,222	(213,776)	(114,223)	48,353	(56,496)	(220,494)	(126,928)	0	20,568,351	946,574
CARROLL	0.2573	3,845	4,331	24,391,418	311,992	(253,315)	(139,045)	58,860	(46,047)	(269,613)	(164,062)	0	23,890,188	992,441
CHARLES CITY	0.4203	818	780	4,524,036	52,468	(63,363)	(19,554)	8,278	(16,232)	(43,409)	(20,212)	0	4,422,012	217,056
CHARLOTTE	0.2289	2,111	1,966	12,630,310	159,203	(160,473)	(65,546)	27,746	(27,763)	(132,008)	(82,365)	0	12,349,104	596,385
CHESTERFIELD	0.3551	59,499	58,432	265,220,886	3,391,469	(1,631,887)	(1,629,036)	689,599	(427,568)	(2,806,532)	(1,858,522)	0	260,948,409	12,044,588
CLARKE	0.5346	2,165	2,004	7,576,524	89,553	(66,390)	(40,327)	17,071	(3,000)	(71,077)	(45,806)	0	7,456,548	360,614
CRAIG	0.2903	732	681	3,991,025	52,228	(39,654)	(20,906)	8,850	0	(42,342)	(21,027)	0	3,928,174	192,123
CULPEPER	0.4168	7,626	7,495	33,221,143	410,941	(270,275)	(188,990)	80,003	(45,497)	(343,316)	(221,241)	0	32,642,768	1,479,199
CUMBERLAND	0.2805	1,406	1,354	8,173,544	100,328	(96,986)	(42,109)	17,826	(35,975)	(82,448)	(49,359)	0	7,984,821	390,829
DICKENSON	0.1940	2,502	2,376	15,022,879	201,051	(197,514)	(82,776)	35,040	(12,896)	(167,450)	(96,480)	0	14,701,854	707,894
DINWIDDIE	0.2566	5,009	4,461	25,134,929	325,451	(282,063)	(142,114)	60,159	(50,109)	(267,753)	(170,901)	0	24,607,599	1,215,250
ESSEX	0.4869	1,593	1,588	7,869,929	86,408	(74,279)	(35,240)	14,918	(27,200)	(71,939)	(38,672)	0	7,723,925	376,863
FAIRFAX	0.7126	171,617	169,551	486,956,136	5,067,800	(1,811,773)	(2,106,547)	891,737	(1,021,500)	(4,316,471)	(2,691,986)	66,265	481,033,661	21,342,792
FAUQUIER	0.6098	11,148	11,169	38,620,346	431,547	(291,646)	(188,443)	79,771	(30,000)	(355,618)	(222,173)	0	38,043,784	1,685,297
FLOYD	0.3470	2,086	2,067	10,621,303	136,345	(151,997)	(58,358)	24,704	(19,590)	(109,172)	(71,107)	0	10,372,128	491,317
FLUVANNA	0.3867	3,793	3,664	17,494,754	208,972	(202,484)	(97,138)	41,120	(25,145)	(170,356)	(108,910)	0	17,140,813	790,738
FRANKLIN	0.4012	7,198	6,947	34,386,574	416,083	(324,230)	(179,873)	76,143	(100,016)	(349,049)	(208,622)	0	33,717,010	1,615,903
FREDERICK	0.3816	13,203	12,967	60,543,534	761,756	(508,304)	(346,639)	146,738	(66,787)	(622,572)	(411,236)	0	59,496,490	2,715,719
GILES	0.2649	2,538	2,479	14,185,914	189,513	(116,779)	(78,775)	33,347	(9,556)	(156,300)	(94,379)	0	13,952,985	653,179
GLOUCESTER	0.3704	5,881	5,833	26,826,408	334,244	(322,339)	(158,784)	67,216	(22,669)	(262,938)	(185,093)	0	26,276,045	1,249,251
GOOCHLAND	0.8000	2,538	2,442	5,810,841	48,836	(52,030)	(21,112)	8,937	(15,500)	(38,716)	(24,041)	0	5,717,215	260,515

Proposed Amendments to HB 1500, As Introduced: FY 2012 Direct Aid to Public Education Estimated Distribution

School Division	Key Data			HB1500, As Introduced FY 2012 Estimated Distribution	Create Support for Personnel & Operational Costs Account Based on Value of 2.0% Bonus Payment for All Positions in FY12	Reprogrammed to Support for Personnel & Operational Acct		Increase General Fund Textbooks PPA	Reduce PreK to \$5,000 PPA	Direct Payment to VRS ¹		Increase Cap for Governor's School by 50 to 1,650	Recommended House Budget FY 2012 Estimated Distribution	Education Jobs Funds Available for FY 2011 & FY 2012
	2010-2012 Composite Index	FY 2012 Chapter 874 Unadjusted ADM	FY 2012 Governor's Introduced (HB1500) Projected Unadjusted ADM			Eliminate School Bus Replacement	Eliminate Lottery Funded Textbooks PPA			FY 2012 State Share of Savings of Reducing VRS by 2% to 5.16%	Elementary Resource Positions with Code of Virginia (based @ K-5)			
GRAYSON	0.3178	1,806	1,822	11,149,272	142,953	(129,739)	(53,738)	22,748	(22,513)	(117,412)	(66,547)	0	10,925,024	546,572
GREENE	0.3500	2,633	2,810	15,369,967	199,092	(141,947)	(78,961)	33,425	(23,400)	(150,992)	(90,262)	0	15,116,922	682,074
GREENSVILLE	0.1998	1,517	1,466	9,718,211	117,289	(76,068)	(50,705)	21,464	(40,810)	(101,485)	(58,241)	0	9,529,655	461,953
HALIFAX	0.2748	5,593	5,514	33,192,670	427,839	(333,180)	(172,855)	73,173	(88,474)	(361,727)	(207,572)	0	32,529,874	1,572,136
HANOVER	0.4195	18,179	18,078	76,026,146	965,468	(746,754)	(453,665)	192,044	(34,249)	(779,175)	(536,284)	0	74,633,531	3,449,573
HENRICO	0.4371	48,942	48,312	212,888,941	2,583,949	(1,126,521)	(1,175,833)	497,750	(453,215)	(2,125,145)	(1,345,223)	0	209,744,703	9,601,558
HENRY	0.2315	6,872	7,089	43,722,552	533,909	(423,098)	(235,520)	99,700	(203,652)	(463,588)	(264,205)	0	42,766,098	1,907,798
HIGHLAND	0.7846	221	213	1,425,418	7,399	(14,155)	(1,986)	841	(1,500)	(6,769)	(6,083)	0	1,403,165	73,396
ISLE OF WIGHT	0.3926	5,410	5,314	25,527,684	309,832	(244,737)	(139,522)	59,062	(54,059)	(253,960)	(163,016)	0	25,041,284	1,186,393
JAMES CITY	0.5668	10,029	9,738	34,120,196	400,758	(229,415)	(182,366)	77,199	(41,500)	(324,188)	(203,774)	0	33,616,910	1,634,905
KING GEORGE	0.3875	4,194	4,165	18,401,102	237,249	(169,628)	(110,282)	46,684	(19,600)	(184,185)	(133,551)	0	18,067,789	817,728
KING & QUEEN	0.4404	682	711	4,038,384	45,743	(45,020)	(17,196)	7,280	(25,182)	(38,290)	(20,703)	0	3,945,016	194,620
KING WILLIAM	0.3291	2,194	2,197	11,322,050	145,926	(121,386)	(63,721)	26,974	0	(125,088)	(71,496)	0	11,113,259	513,759
LANCASTER	0.8000	1,290	1,212	3,153,273	24,232	(20,226)	(10,475)	4,434	(19,000)	(20,299)	(11,577)	0	3,100,362	148,691
LEE	0.1692	3,299	3,294	24,878,352	333,821	(289,618)	(118,287)	50,073	0	(278,183)	(148,454)	0	24,427,704	1,145,855
LOUDOUN	0.5854	66,163	65,609	221,751,561	2,694,587	(1,106,578)	(1,164,870)	493,110	(219,500)	(2,222,030)	(1,457,223)	0	218,769,057	9,448,214
LOUISA	0.5393	4,526	4,559	17,504,142	199,592	(160,378)	(90,825)	38,448	(62,000)	(165,978)	(102,493)	0	17,160,508	771,961
LUNENBURG	0.2308	1,500	1,546	9,992,446	124,864	(131,354)	(51,409)	21,762	(36,922)	(106,068)	(60,990)	0	9,752,329	453,560
MADISON	0.5205	1,794	1,772	7,297,716	88,399	(77,097)	(36,746)	15,555	(5,500)	(69,870)	(44,511)	0	7,167,946	349,538
MATHEWS	0.5883	1,204	1,174	4,291,634	49,325	(42,022)	(20,905)	8,850	(3,000)	(38,819)	(24,896)	0	4,220,167	218,738
MECKLENBURG	0.3315	4,563	4,550	24,628,036	310,258	(239,854)	(131,494)	55,664	(92,253)	(267,248)	(157,226)	0	24,105,883	1,185,954
MIDDLESEX	0.7431	1,129	1,149	3,239,955	30,411	(21,052)	(12,763)	5,403	(6,000)	(25,294)	(13,211)	0	3,197,449	166,105
MONTGOMERY	0.3550	9,592	9,185	46,921,132	580,642	(273,625)	(256,135)	108,426	(127,084)	(492,737)	(292,212)	0	46,168,407	2,162,475
NELSON	0.5734	1,799	1,889	7,428,701	80,574	(81,758)	(34,832)	14,745	(21,000)	(66,941)	(39,559)	0	7,279,930	330,652
NEW KENT	0.4312	2,879	2,821	12,009,204	152,452	(152,936)	(69,374)	29,368	(6,826)	(120,475)	(83,692)	0	11,757,721	557,917
NORTHAMPTON	0.5109	1,580	1,657	8,567,069	94,008	(135,076)	(35,034)	14,830	(36,500)	(76,550)	(38,164)	0	8,354,583	373,814
NORTHUMBERLAND	0.8000	1,297	1,401	3,472,301	28,307	(30,160)	(12,116)	5,129	(20,500)	(22,987)	(14,326)	0	3,405,648	177,165
NOTTOWAY	0.2547	2,157	2,118	13,582,384	167,318	(130,914)	(68,237)	28,886	(45,463)	(151,129)	(80,956)	0	13,301,889	630,058
ORANGE	0.4258	5,187	5,003	21,095,979	264,321	(218,188)	(124,202)	52,577	(18,378)	(216,742)	(145,313)	0	20,690,054	964,461
PAGE	0.3181	3,404	3,491	18,919,873	228,559	(224,074)	(102,923)	43,569	(57,961)	(185,839)	(116,689)	0	18,504,515	827,353
PATRICK	0.2439	2,452	2,495	14,899,325	192,420	(171,407)	(81,552)	34,523	(26,463)	(162,295)	(93,250)	0	14,591,301	665,372
PITTSYLVANIA	0.2401	9,027	8,929	52,435,748	678,515	(471,035)	(293,321)	124,168	(168,698)	(582,179)	(345,519)	0	51,377,679	2,389,890
POWHATAN	0.3969	4,481	4,415	19,617,413	250,290	(229,915)	(115,106)	48,726	(8,443)	(203,968)	(129,550)	0	19,229,447	895,394
PRINCE EDWARD	0.3043	2,410	2,372	14,633,399	174,940	(170,055)	(71,346)	30,202	(82,093)	(149,782)	(82,867)	0	14,282,398	698,370
PRINCE GEORGE	0.2345	6,786	6,369	34,733,276	458,322	(359,069)	(210,779)	89,227	(87,278)	(367,034)	(250,684)	0	34,005,981	1,587,906
PRINCE WILLIAM	0.4036	81,059	80,047	394,349,232	4,678,500	(2,601,307)	(2,063,791)	873,638	(838,538)	(3,988,796)	(2,551,379)	0	387,857,559	17,016,125
PULASKI	0.2870	4,336	4,493	25,032,474	317,116	(232,553)	(138,474)	58,619	(52,762)	(264,559)	(156,932)	0	24,562,929	1,115,617

Proposed Amendments to HB 1500, As Introduced: FY 2012 Direct Aid to Public Education Estimated Distribution

School Division	Key Data			HB1500, As Introduced FY 2012 Estimated Distribution	Create Support for Personnel & Operational Costs Account Based on Value of 2.0% Bonus Payment for All Positions in FY12	Reprogrammed to Support for Personnel & Operational Acct		Increase General Fund Textbooks PPA	Reduce PreK to \$5,000 PPA	Direct Payment to VRS ¹		Increase Cap for Governor's School by 50 to 1,650	Recommended House Budget FY 2012 Estimated Distribution	Education Jobs Funds Available for FY 2011 & FY 2012
	2010-2012 Composite Index	FY 2012 Chapter 874 Unadjusted ADM	FY 2012 Governor's Introduced (HB1500) Projected Unadjusted ADM			Eliminate School Bus Replacement	Eliminate Lottery Funded Textbooks PPA			FY 2012 State Share of Savings of Reducing VRS by 2% to 5.16%	Elementary Resource Positions with Code of Virginia (based @ K-5)			
RAPPAHANNOCK	0.8000	905	923	2,558,727	19,752	(164)	(7,980)	3,378	(1,500)	(13,308)	(989)	0	2,557,916	113,549
RICHMOND	0.3562	1,225	1,212	6,339,233	78,835	(64,656)	(33,743)	14,284	(12,232)	(65,479)	(40,621)	0	6,215,621	287,369
ROANOKE	0.3460	14,264	14,117	67,068,351	867,860	(490,144)	(399,123)	168,955	(82,404)	(716,723)	(453,127)	0	65,963,645	3,079,344
ROCKBRIDGE	0.5050	2,391	2,490	10,487,179	126,950	(77,335)	(53,282)	22,555	(16,000)	(106,231)	(61,060)	0	10,322,776	485,121
ROCKINGHAM	0.3489	11,391	11,333	54,912,468	656,750	(432,827)	(319,003)	135,039	(151,055)	(558,505)	(350,406)	0	53,892,461	2,526,839
RUSSELL	0.2113	4,029	4,047	25,381,787	319,207	(197,109)	(137,993)	58,415	(87,545)	(295,149)	(152,308)	0	24,889,305	1,114,082
SCOTT	0.1821	3,736	3,662	23,742,335	311,474	(226,732)	(129,471)	54,807	0	(265,276)	(148,328)	0	23,338,809	1,080,104
SHENANDOAH	0.4030	5,946	6,010	27,714,686	330,138	(294,282)	(155,128)	65,668	(67,472)	(270,782)	(181,477)	0	27,141,351	1,227,204
SMYTH	0.2100	4,677	4,576	29,191,710	375,981	(305,980)	(156,285)	66,158	(71,100)	(314,451)	(182,377)	0	28,603,656	1,349,765
SOUTHAMPTON	0.2896	2,844	2,713	15,853,696	200,448	(192,657)	(83,321)	35,271	(33,389)	(164,763)	(94,209)	0	15,521,076	767,326
SPOTSYLVANIA	0.3594	23,571	23,149	110,148,045	1,394,194	(880,540)	(641,181)	271,423	(155,049)	(1,139,840)	(760,681)	0	108,236,371	4,965,284
STAFFORD	0.3362	27,861	27,196	126,037,916	1,678,877	(723,061)	(780,407)	330,360	(73,018)	(1,321,880)	(940,314)	0	124,208,473	5,585,265
SURRY	0.6956	905	873	3,016,327	29,763	(28,779)	(11,487)	4,863	(19,500)	(24,246)	(13,396)	0	2,953,545	152,227
SUSSEX	0.3213	1,153	1,142	7,349,757	89,905	(108,029)	(33,506)	14,184	(4,750)	(74,660)	(38,834)	0	7,194,067	358,389
TAZEWELL	0.2487	6,538	6,341	34,890,990	462,118	(268,903)	(205,952)	87,183	(59,352)	(401,364)	(234,178)	0	34,270,542	1,652,975
WARREN	0.4204	5,318	5,340	22,994,697	287,819	(156,540)	(133,790)	56,636	(56,801)	(236,776)	(147,004)	0	22,608,241	1,015,935
WASHINGTON	0.3166	7,211	7,102	36,638,430	451,429	(311,385)	(209,841)	88,829	(78,602)	(378,888)	(241,833)	0	35,958,139	1,624,875
WESTMORELAND	0.5020	1,666	1,626	7,396,394	85,024	(93,976)	(35,006)	14,819	(11,000)	(74,640)	(32,951)	0	7,248,664	335,741
WISE	0.1885	6,516	6,335	38,085,621	488,362	(305,101)	(222,231)	94,074	(90,076)	(431,278)	(246,826)	0	37,372,545	1,750,596
WYTHE	0.3142	4,136	4,205	21,376,866	273,976	(210,253)	(124,674)	52,777	(41,148)	(230,168)	(140,007)	0	20,957,369	974,685
YORK	0.3727	12,386	12,341	55,101,114	704,477	(463,912)	(334,665)	141,669	(3,136)	(555,682)	(386,540)	0	54,203,325	2,503,938
ALEXANDRIA	0.8000	12,415	11,993	31,713,968	256,640	(81,598)	(103,687)	43,893	(431,000)	(233,227)	(118,391)	0	31,046,598	1,382,862
BRISTOL	0.3132	2,151	2,315	14,090,045	162,202	(65,481)	(68,745)	29,101	(44,642)	(143,764)	(76,956)	0	13,881,760	592,852
BUENA VISTA	0.1932	1,094	1,084	6,635,662	88,311	(40,517)	(37,799)	16,001	0	(75,562)	(43,073)	0	6,543,023	303,373
CHARLOTTESVILLE	0.6560	3,648	3,632	16,998,181	126,206	(53,285)	(54,019)	22,867	(113,000)	(112,479)	(58,282)	0	16,756,189	810,339
COLONIAL HEIGHTS	0.4428	2,767	2,919	12,634,715	152,885	(62,714)	(70,311)	29,764	(33,989)	(129,966)	(79,099)	0	12,441,285	551,909
COVINGTON	0.2597	819	863	4,996,880	64,542	(22,987)	(27,625)	11,694	(16,287)	(56,155)	(32,750)	0	4,917,312	213,888
DANVILLE	0.2470	6,055	5,984	38,964,012	450,599	(240,940)	(194,794)	82,459	(190,509)	(409,225)	(220,415)	0	38,241,187	1,780,929
FALLS CHURCH	0.8000	2,085	2,107	4,926,915	45,939	(10,963)	(18,219)	7,712	(3,500)	(37,556)	(24,034)	0	4,886,294	211,676
FREDERICKSBURG	0.7763	3,069	3,209	8,146,175	76,101	(33,327)	(31,037)	13,138	(34,500)	(64,124)	(32,497)	0	8,039,929	337,755
GALAX	0.2695	1,358	1,246	6,751,519	82,815	(26,641)	(39,342)	16,654	(16,801)	(75,251)	(48,357)	0	6,644,596	326,797
HAMPTON	0.2690	20,292	20,649	116,032,477	1,464,144	(588,858)	(652,525)	276,225	(451,027)	(1,255,566)	(757,307)	0	114,067,563	5,333,440
HARRISONBURG	0.4133	4,344	4,658	24,564,613	262,331	(131,293)	(118,131)	50,007	(120,860)	(241,264)	(139,369)	0	24,126,034	1,035,418
HOPEWELL	0.2285	4,068	3,864	23,287,927	292,161	(91,612)	(128,879)	54,557	(91,808)	(255,988)	(147,587)	0	22,918,771	1,076,360
LYNCHBURG	0.3643	8,077	8,149	43,228,875	481,773	(191,963)	(223,946)	94,800	(205,331)	(434,155)	(245,474)	0	42,504,579	1,976,551
MARTINSVILLE	0.2263	2,310	2,201	13,503,305	163,457	(70,561)	(73,607)	31,159	(41,006)	(148,655)	(79,287)	0	13,284,805	642,364
NEWPORT NEWS	0.2778	27,951	27,806	161,213,121	1,927,803	(1,072,066)	(868,113)	367,487	(835,585)	(1,687,146)	(1,007,427)	0	158,038,074	7,507,822

Proposed Amendments to HB 1500, As Introduced: FY 2012 Direct Aid to Public Education Estimated Distribution

School Division	Key Data			HB1500, As Introduced FY 2012 Estimated Distribution	Create Support for Personnel & Operational Costs Account Based on Value of 2.0% Bonus Payment for All Positions in FY12	Reprogrammed to Support for Personnel & Operational Acct		Increase General Fund Textbooks PPA	Reduce PreK to \$5,000 PPA	Direct Payment to VRS ¹		Increase Cap for Governor's School by 50 to 1,650	Recommended House Budget FY 2012 Estimated Distribution	Education Jobs Funds Available for FY 2011 & FY 2012
	2010-2012 Composite Index	FY 2012 Chapter 874 Unadjusted ADM	FY 2012 Governor's Introduced (HB1500) Projected Unadjusted ADM			Eliminate School Bus Replacement	Eliminate Lottery Funded Textbooks PPA			FY 2012 State Share of Savings of Reducing VRS by 2% to 5.16%	Elementary Resource Positions with Code of Virginia (based @ K-5)			
NORFOLK	0.3004	30,076	30,664	176,795,673	2,016,551	(824,195)	(927,399)	392,584	(1,278,169)	(1,818,139)	(1,065,209)	0	173,291,697	8,255,365
NORTON	0.3042	896	873	4,410,128	56,475	(10,018)	(26,252)	11,113	0	(49,647)	(28,101)	0	4,363,698	197,363
PETERSBURG	0.2255	4,046	4,104	26,699,229	314,680	(145,343)	(137,410)	58,168	(165,743)	(298,266)	(151,232)	0	26,174,083	1,218,080
PORTSMOUTH	0.2497	14,128	13,992	84,949,569	1,018,351	(450,373)	(453,849)	192,122	(464,435)	(890,680)	(514,336)	0	83,386,369	4,019,217
RADFORD	0.3251	1,507	1,537	7,662,110	99,563	(4,229)	(44,835)	18,979	(11,473)	(85,704)	(53,838)	0	7,580,573	354,275
RICHMOND CITY	0.4945	20,706	21,362	115,164,868	1,155,441	(464,449)	(466,820)	197,613	(733,986)	(1,067,612)	(531,028)	0	113,254,027	5,532,883
ROANOKE CITY	0.3582	11,886	12,106	66,884,193	745,897	(334,502)	(335,887)	142,187	(300,362)	(680,466)	(397,696)	0	65,723,364	2,995,547
STAUNTON	0.4024	2,587	2,502	14,899,291	142,027	(58,459)	(64,630)	27,359	(32,270)	(133,281)	(62,021)	0	14,718,016	713,182
SUFFOLK	0.3433	14,113	14,009	72,625,973	883,316	(657,442)	(397,769)	168,382	(264,034)	(743,731)	(468,647)	0	71,146,048	3,433,298
VIRGINIA BEACH	0.4060	67,958	69,179	312,406,164	3,780,516	(1,863,432)	(1,776,431)	751,994	(709,830)	(3,089,256)	(2,069,211)	0	307,430,514	14,479,801
WAYNESBORO	0.3609	2,980	3,166	14,790,584	180,062	(75,229)	(87,462)	37,024	(56,241)	(159,592)	(97,950)	0	14,531,196	650,231
WILLIAMSBURG	0.8000	795	902	3,575,762	17,501	(9,267)	(7,800)	3,302	0	(14,270)	(8,714)	0	3,556,514	152,877
WINCHESTER	0.5125	3,798	3,889	16,433,232	180,125	(62,251)	(81,966)	34,698	(51,000)	(164,411)	(91,233)	0	16,197,194	711,062
FAIRFAX CITY	0.8000	2,771	3,147	6,959,736	66,719	(23,407)	(27,209)	11,518	(23,000)	(55,673)	(35,412)	0	6,873,272	280,683
FRANKLIN CITY	0.3047	1,157	1,157	7,445,728	83,635	(39,191)	(34,764)	14,716	(37,546)	(73,710)	(38,954)	0	7,319,914	354,884
CHESAPEAKE	0.3465	38,593	38,517	197,377,443	2,441,586	(1,522,737)	(1,088,142)	460,629	(350,929)	(2,004,976)	(1,293,286)	0	194,019,588	9,359,653
LEXINGTON	0.4601	625	613	2,502,093	32,738	663	(14,296)	6,052	0	(27,293)	(18,905)	0	2,481,052	123,377
EMPORIA	0.2602	1,052	1,058	6,242,559	78,278	(45,774)	(33,840)	14,325	(19,975)	(68,939)	(38,086)	0	6,128,548	272,601
SALEM	0.3516	3,900	3,895	17,750,797	227,273	(78,725)	(109,167)	46,212	(6,484)	(191,808)	(126,919)	0	17,511,179	788,559
BEDFORD CITY	0.2970	749	828	4,164,386	53,556	(41,801)	(25,166)	10,653	(14,765)	(45,317)	(29,410)	0	4,072,136	179,335
POQUOSON	0.3524	2,274	2,261	10,177,109	134,679	(60,081)	(63,284)	26,789	(4,533)	(104,003)	(76,194)	0	10,030,482	492,092
MANASSAS CITY	0.4005	6,902	6,921	36,296,002	410,768	(176,710)	(179,369)	75,930	(88,126)	(371,109)	(226,908)	0	35,740,478	1,550,763
MANASSAS PARK	0.3311	2,873	3,056	17,383,699	206,457	(104,652)	(88,368)	37,408	(52,843)	(182,861)	(100,319)	0	17,098,521	699,608
COLONIAL BEACH	0.3785	648	543	3,076,382	39,844	(22,477)	(14,597)	6,179	(3,729)	(33,342)	(16,911)	0	3,031,349	156,681
WEST POINT	0.2668	817	737	4,019,434	52,398	(17,366)	(23,352)	9,885	(2,933)	(42,222)	(28,749)	0	3,967,095	197,656
TOTAL:		1,223,597	1,216,938	\$5,497,604,129	\$65,705,438	(\$37,656,518)	(\$29,247,065)	\$12,380,787	(\$14,539,909)	(\$55,399,858)	(\$34,399,536)	\$66,265	\$5,404,513,733	\$249,411,370

¹ School divisions will also realize an estimated \$105 million from local match savings because of the lower VRS rate of 5.16%

Note: This distribution includes state funds for the Standards of Quality, Incentive, Categorical, Lottery and School Facilities service areas. Federal funds are not included in this distribution analysis.

