


*Report of the
House Appropriations
Subcommittee*

on

*Elementary & Secondary
Education*



*House Bill 29
&
House Bill 30*

February 17, 2008

REPORT OF THE SUBCOMMITTEE
on
ELEMENTARY & SECONDARY EDUCATION

Mr. Chairmen and Members of the Committee:

As we have all heard this afternoon, this Committee has had to make many difficult decisions this year. But once again, in a year of hard choices, the Committee has made public education one of its highest priorities. Therefore, it is important to point out that, in total, our budget will provide to public education \$1.1 billion more than the budget allocations provided in House Bill 29 as introduced by the Governor.

Because of this Committee's disciplined review of spending, we have been able to meet our most important goal in the Elementary and Secondary Subcommittee. We are proud to recommend \$122.8 million for the state's share of a first year 2.0 percent salary increase for all SOQ funding positions, effective December 1, 2008.

Mr. Chairmen, I want to take this opportunity to thank Delegate Jones and his Compensation and Retirement Subcommittee for their efforts to achieve cost savings for both the state and school divisions by changing the amortization period for setting VRS contribution rates. The revised rates for VRS will mean over \$35.0 million in reduced state rebenchmarking costs for public education. At a time when our local school divisions are facing their own challenges to provide services, the resulting lower rates will generate significant local savings as well.

To accomplish the Committee's goals of putting together a fiscally responsible and balanced budget, some reductions also had to be made in non-SOQ programs.

Reductions were mostly technical in nature. However, we do propose the elimination of new or expanded programs and the use of consistent funding methodologies where appropriate. It should be noted that savings realized from applying uniform funding methodologies were reprogrammed back to the same localities, dollar for dollar, via supplemental school construction grants totaling over \$70 million.

Finally, the General Assembly has long supported a pre-kindergarten program. By definition, we provide funding for 100 percent of the free lunch at-risk four-year olds in the Virginia Preschool Initiative program. The Governor's proposal to provide 55 percent of the funding for those children is unacceptable.

The consequence for the City of Richmond alone would have resulted in about 635 students who are eligible to participate today would not be eligible under the Governor's plan. The result would be for the city to pay 100 percent of the program's cost for those children or not to serve them.


Therefore, the Subcommittee recommends restoring the eligibility for 100 percent of free lunch children, which will provide a total of 21,000 slots for each year in the biennium.

It was the hope of the Subcommittee to assist those high composite index localities by lowering their composite index down to 0.50. We do agree with the Governor that localities, in which 50 percent of the eligible children do not participate, have higher local costs to fund. By providing funding based on a maximum composite index of 0.50, these 27 localities would have an incentive to participate. Unfortunately, with the current shortfalls in revenues, we were not able to provide additional funding. However, it is the hope of the Subcommittee to address the issue next year.


I now would like for Committee staff to explain each of the Subcommittee's recommendations in more detail. I hope it will be the pleasure of the Committee to adopt our recommendations.

Respectfully Submitted by the House Appropriations Subcommittee
on Elementary & Secondary Education:



Robert Tata, Chairman



Clarke N. Hogan


Phillip A. Hamilton


James M. Scott
Dissented from SOP policy change


Beverly J. Sherwood


Johnny S. Joannou


M. Kirkland Cox


Mamye E. BaCote

Dissented on Item 3 - Project Disney

**House Bill 29 & House Bill 30
Amendments**

**FY 2008
General
Fund**

**2008-10 BIENNIAL TOTAL
General Fund Nongeneral Fund FTE**

EDUCATION: ELEMENTARY & SECONDARY

Department Of Education, Central Office Operations

Eliminate New Positions for VPI Expansion	(680,200)	0	(3.00)
PreK to 3rd Grade Assessments (PALS) - level funding	(759,100)	0	0.00
EFAL: Partnership for Achieving Successful Schools (PASS)	(549,146)	0	0.00
Review SOL with Career and Technical Education	Language	Language	-
Civics Education	162,000	0	0.00

Direct Aid To Public Education

First Year Teacher Pay Raise	28,369,066	0	0.00
Literary Fund - Interest Subsidy Grants	5,000,000	0	0.00
Technical Correction for Hanover County	3,796,319	0	0.00
National Board Certification Teacher Bonus	207,500	0	0.00
Project Discovery - Level Fund to FY 2009	(100,000)	0	0.00
Virginia Career Education Foundation: level fund	(150,000)	0	0.00
Career Switcher Mentor Supplement Program	(200,000)	0	0.00
Adjust Basic Aid Due to Sales Tax Changes	(343,784)	0	0.00
Leadership Development Grants	(400,000)	0	0.00
Communities in Schools	(500,000)	0	0.00
Virtual AP Virginia: level funding	(960,000)	0	0.00
Hard-to-Staff School Pilots	(1,288,750)	0	0.00
VPI Expansion Grants	(1,750,000)	-	-
Consolidate Project Discovery into At-Risk Add-on	(1,800,000)	0	0.00
School Breakfast Reimbursements: Update Base Year	(2,019,490)	0	0.00
New Data Coordinators	(2,060,234)	0	0.00
Regional Special Education Tuition	(4,022,249)	(2,777,682)	0
At-Risk Add-on Update for Free Lunch	(5,157,766)	0	0.00
Mid-Year Sales Tax Revenue Reforecast Estimates	(5,692,097)	(25,527,157)	0
VPI: Restore 100% of Free Lunch Students	(17,331,699)	(14,855,632)	0.00
Increase Literary Fund to Teacher Retirement	(50,000,000)	50,000,000	0.00
Second Year Pay Adjustment - Reserve Fund	(130,737,471)	0	0.00
Correction to Additional Lottery Distribution Language	Language	-	-
One-time Carryover FY 2008 State Balances	Language	-	-
At-Risk Add-on Language	Language	Language	-
School Construction for BRAC	Language	Language	-

Virginia School For The Deaf And The Blind At Staunton

Virginia School for the Deaf, Blind & Multi-Disabled	(451,332)	0	(6.00)
--	-----------	---	--------

Amendments to House Bill 29, as Introduced

Elementary & Secondary Education Subcommittee

Item 135 #1h

Education: Elementary & Secondary

Direct Aid To Public Education

Language

Language:

Page 55, line 44, strike "\$2,658,531,941" and insert "\$2,629,931,941".

Page 56, line 10, strike "\$4,815,857,924" and insert "\$4,787,257,924".

Page 56, line 64, strike "\$453,180,128" and insert "\$450,000,000".

Page 57, line 1, strike "\$0" and insert "\$31,780,128".

Page 57, line 5, strike "\$480,680,123" and insert "\$509,380,123".

Page 68, line 9, strike "\$284,711,984" and insert "\$281,531,856".

Page 68, after line 18, insert:

"4) In addition, \$31,780,128 the second year is transferred to Basic Aid Payments from the fiscal year 2007 Lottery profits that are appropriated in this Item pursuant to paragraph 28.b.3)."

Page 90, line 40, strike "\$453,180,128" and insert "\$450,000,000".

Page 90, after line 54, insert:

"4) This appropriation includes \$31,780,128 in the second year as an additional appropriation of Lottery profits that were earned in fiscal year 2007 as excess revenue that was not appropriated for public education."

Page 91, line 1, strike "\$284,711,984" and insert "\$281,531,856".

Page 91, after line 9, insert:

"3) Out of this appropriation, \$31,780,128 in the second year shall be transferred from the additional appropriation in paragraph 28.a.4) above and used to fund the state's share of Basic Aid Payments as defined in paragraph 5.b.4) above."

Explanation:

(This amendment directs the distribution of unanticipated fiscal year 2007 Lottery profits in fiscal year 2008. The revised language was inadvertently omitted from the introduced budget bill.)

Elementary & Secondary Education Subcommittee

Item 135 #2h

Education: Elementary & Secondary

FY 06-07

FY 07-08

Direct Aid To Public Education

\$0

(\$4,022,249) GF

Language:

Amendments to House Bill 29, as Introduced

Page 54, line 53, strike "\$5,966,382,205" and insert "\$5,962,359,956".
Page 54, line 60, strike "\$523,319,605" and insert "\$519,297,356".
Page 56, line 38, strike "\$62,862,390" and insert "\$58,840,141".
Page 56, line 44, strike "\$523,319,680" and insert "\$519,297,431".
Page 86, line 33, strike "\$62,862,390" and insert "\$58,840,141".

Explanation:

(This amendment updates the cost of special education regional tuition based on updated information. The account provides state support for tuition payments made by school divisions to regional special education programs.)

Elementary & Secondary Education Subcommittee Item 135 #3h

Education: Elementary & Secondary	FY 06-07	FY 07-08	
Direct Aid To Public Education	\$0	(\$1,750,000)	GF

Language:

Page 54, line 53, strike "\$5,966,382,205" and insert "\$5,964,632,205".
Page 56, line 17, strike "\$50,404,004" and insert "\$48,654,004".
Page 56, line 44, strike "\$523,319,680" and insert "\$521,569,680".
Page 83, line 32, strike "The Department is also authorized to".
Page 83, strike lines 33 through 36.

Explanation:

(This amendment captures \$1.7 million in savings in the second year from the general fund by level funding the Virginia Preschool Initiative expansion grants.)

Elementary & Secondary Education Subcommittee Item 135 #4h

Education: Elementary & Secondary	FY 06-07	FY 07-08	
Direct Aid To Public Education	\$0	(\$5,692,097)	GF

Language:

Page 54, line 53, strike "\$5,966,382,205" and insert "\$5,960,690,108".
Page 55, line 46, strike "\$1,161,300,000" and insert "\$1,148,200,000".

Explanation:

(This amendment adjusts the one and one-eighth cents sales tax revenues, allocated

Amendments to House Bill 29, as Introduced

to public education based on school-aged population, by the decreased amounts reflected and contained in the mid-year reforecast estimates. The net allocations to school divisions are estimated to decrease by \$5.7 million in the second year.)

Elementary & Secondary Education Subcommittee

Item 135 #5h

**Education: Elementary &
Secondary**

Direct Aid To Public Education

Language

Language:

Page 66, after line 30, insert:

"22. It is the intent of the General Assembly that for any locality that has met its required local effort for the Standards of Quality accounts and incentive-based initiatives, which the locality elected to participate, may carryover into fiscal year 2009 any remaining state fund balances available to help minimize any revenue shortfall related adjustments that may occur in state funding to that locality."

Explanation:

(This amendment is self-explanatory.)

Amendments to House Bill 30, as Introduced

Elementary & Secondary Education Subcommittee

Item 132 #1h

**Education: Elementary &
Secondary**

FY 08-09

FY 09-10

Department Of Education, Central
Office Operations

(\$340,100)
-3.00

(\$340,100) GF
-3.00 FTE

Language:

Page 107, line 50, strike "\$31,857,204" and insert "\$31,517,104".

Page 107, line 50, strike "\$31,857,204" and insert "\$31,517,104".

Page 109, strike lines 21 through 24.

Page 109, line 25, strike "K." and insert "J."

Explanation:

(This amendment removes \$340,100 each year in new funding and 3.0 new positions from the general fund proposed in the introduced budget in the Department of Education to evaluate and administer the proposed expanded Virginia preschool initiative (VPI). Companion amendments also remove new funding proposed in Direct Aid to Public Education for changes to the VPI program, and new funding related to VPI in the Department of Social Services.)

Elementary & Secondary Education Subcommittee

Item 132 #2h

**Education: Elementary &
Secondary**

FY 08-09

FY 09-10

Department Of Education, Central
Office Operations

(\$379,550)

(\$379,550) GF

Language:

Page 107, line 50, strike "\$31,857,204" and insert "\$31,477,654".

Page 107, line 50, strike "\$31,857,204" and insert "\$31,477,654".

Page 109, strike lines 25 through 29.

Explanation:

(This amendment saves \$379,550 each year from the general fund by providing level funding for the PALS assessment tests for pre-kindergarten to third grade. Three companion amendments 1) remove the \$340,100 of new funding each year for three positions that would have administered the expansion of the Virginia Preschool Initiative (VPI) program; 2) save \$9.1 million the first year and \$8.1 million the

Amendments to House Bill 30, as Introduced

second year from the general fund by removing the programmatic changes that were included in the introduced budget; and 3) remove the \$10.6 million in new funding related to VPI in the Department of Social Services.)

Elementary & Secondary Education Subcommittee

Item 135 #2h

**Education: Elementary &
Secondary**

FY 08-09

FY 09-10

Department Of Education, Central
Office Operations

(\$274,573)

(\$274,573) GF

Language:

Page 110, line 44, strike "\$4,319,459" and insert "\$4,044,886".

Page 110, line 44, strike "\$4,319,459" and insert "\$4,044,886".

Page 111, strike lines 7 through 10.

Page 111, line 11, strike "B." and insert "A."

Page 111, line 18, strike "C." and insert "B."

Explanation:

(This amendment saves \$274,573 each year from the general fund by eliminating one of the Education for a Lifetime initiatives (EFAL): Partnership for Achieving Successful Schools (PASS) initiative.)

Elementary & Secondary Education Subcommittee

Item 138 #1h

**Education: Elementary &
Secondary**

Department Of Education, Central
Office Operations

Language

Language:

Page 113, after line 6, insert:

"E. The Superintendent of Instruction shall review the current Standards of Learning to determine whether these standards inhibit students from pursuing career and technical education programs and/or seeking industry certifications."

Explanation:

(This amendment is self-explanatory.)

Amendments to House Bill 30, as Introduced

Elementary & Secondary Education Subcommittee

Item 138 #2h

Education: Elementary & Secondary	FY 08-09	FY 09-10	
Department Of Education, Central Office Operations	\$81,000	\$81,000	GF

Language:

Page 112, line 20, strike "\$19,753,690" and insert "\$19,834,690".

Page 112, line 20, strike "\$19,753,690" and insert "\$19,834,690".

Page 113; strike lines 2 through 6 and insert:

"D. Out of this appropriation, \$81,000 the first year and \$81,000 the second year from the general fund is provided for expenses associated with the Commission on Civics Education, established pursuant to Chapter 786, of the Acts of Assembly of 2005."

Explanation:

(This amendment strikes existing language authorizing the use of agency balances for expenses associated with the Commission on Civics Education and provides \$81,000 each year from the general fund for this initiative. House Bill 777, as introduced, extends the sunset provision applicable to the Commission on Civics Education from July 1, 2008, to July 1, 2010.)

Elementary & Secondary Education Subcommittee

Item 139 #1h

Education: Elementary & Secondary	FY 08-09	FY 09-10	
Direct Aid To Public Education	\$207,500	\$0	GF

Language:

Page 113, line 19, strike "\$6,508,250" and insert "\$6,715,750".

Page 113, line 19, strike "\$6,508,250" and insert "\$6,715,750".

Page 114, line 47, strike the first "\$3,457,500" and insert "\$3,665,000".

Explanation:

(This amendment provides additional funding of \$207,500 the first year from the general fund to Direct Aid to Public Education to reflect updated information from the Department of Education on the number of teachers who passed their exams this fall and are thus eligible for National Board Certification.)

Amendments to House Bill 30, as Introduced

Elementary & Secondary Education Subcommittee

Item 139 #7h

Education: Elementary & Secondary	FY 08-09	FY 09-10	
Direct Aid To Public Education	\$0	(\$100,000)	GF

Language:

Page 113, line 19, strike "\$7,108,250" and insert "\$7,008,250".

Page 113, line 30, strike "\$1,000,000" and insert "\$900,000".

Explanation:

(This amendment saves \$100,000 the second year from the general fund by level funding Project Discovery to the fiscal year 2009 amount.)

Elementary & Secondary Education Subcommittee

Item 139 #8h

Education: Elementary & Secondary	FY 08-09	FY 09-10	
Direct Aid To Public Education	(\$900,000)	(\$900,000)	GF

Language:

Page 113, line 19, strike "\$6,508,250" and insert "\$5,608,250".

Page 113, line 19, strike "\$7,108,250" and insert "\$6,208,250".

Page 113, strike lines 28 through 48.

Page 113, line 49, strike "C." and insert "B."

Page 114, line 7, strike "D." and insert "C."

Page 114, line 12, strike "E." and insert "D."

Page 114, line 15, strike "F." and insert "E."

Page 114, line 24, strike "G." and insert "F."

Page 114, line 28, strike "H." and insert "G."

Page 114, line 34, strike "I.1." and insert "H.1."

Page 114, line 53, strike "J.1." and insert "I.1."

Explanation:

(This amendment saves \$900,000 the first year and \$900,000 the second year from the general fund by consolidating Project Discovery into the At-Risk Add-On initiative. Currently, the At-Risk Add-On initiative allows the funding to support Project Discovery. This amendment eliminates the duplicative reference to Project Discovery in several funding streams.)

Amendments to House Bill 30, as Introduced

Elementary & Secondary Education Subcommittee

Item 139 #10h

**Education: Elementary &
Secondary**

FY 08-09

FY 09-10

Direct Aid To Public Education

(\$75,000)

(\$75,000)

GF

Language:

Page 113, line 19, strike "\$6,508,250" and insert "\$6,433,250".

Page 113, line 19, strike "\$7,108,250" and insert "\$7,033,250".

Page 114, line 12, strike "\$125,000" and insert "\$50,000".

Page 114, line 13, strike "\$125,000" and insert "\$50,000".

Explanation:

(This amendment removes the new funding included in the introduced budget and saves \$75,000 each year from the general fund by level funding the Virginia Career Education Foundation to the fiscal year 2008 amount of \$50,000 each year.)

Elementary & Secondary Education Subcommittee

Item 139 #11h

**Education: Elementary &
Secondary**

FY 08-09

FY 09-10

Direct Aid To Public Education

\$0

(\$500,000)

GF

Language:

Page 113, line 19, strike "\$7,108,250" and insert "\$6,608,250".

Page 114, strike lines 24 through 27.

Page 114, line 28, strike "H." and insert "G."

Page 114, line 34, strike "I.1." and insert "H.1."

Page 114, line 53, strike "J.1." and insert "I.1."

Explanation:

(This amendment removes the new funding included in the introduced budget for the Communities in School program and saves \$500,000 the second year from the general fund. The program requested and received \$500,000 in one-time funding in fiscal year 2007.)

Elementary & Secondary Education Subcommittee

Item 140 #8h

Education: Elementary &

FY 08-09

FY 09-10

Amendments to House Bill 30, as Introduced

Secondary

Direct Aid To Public Education (\$214,939) (\$128,845) GF

Language:

Page 115, line 57, strike "\$6,399,847,793" and insert "\$6,399,632,854".
Page 115, line 57, strike "\$6,599,719,818" and insert "\$6,599,590,973".
Page 116, line 43, strike "\$3,165,324,548" and insert "\$3,165,602,654".
Page 116, line 43, strike "\$3,143,184,497" and insert "\$3,143,351,360".
Page 116, line 44, strike "\$1,220,200,000" and insert "\$1,219,705,900".
Page 116, line 44, strike "\$1,289,200,000" and insert "\$1,288,903,540".
Page 116, line 55, strike "\$5,476,072,793" and insert "\$5,475,856,799".
Page 116, line 55, strike "\$5,532,289,605" and insert "\$5,532,160,008".
Page 117, line 5, strike "\$12,161,196" and insert "\$12,162,208".
Page 117, line 5, strike "\$11,122,979" and insert "\$11,123,705".
Page 117, line 18, strike "\$618,301" and insert "\$618,344".
Page 117, line 18, strike "\$586,251" and insert "\$586,277".
Page 117, line 21, strike "\$369,689,303" and insert "\$369,690,358".
Page 117, line 21, strike "\$521,477,251" and insert "\$521,478,003".
Page 130, line 14, strike "\$242,050,000" and insert "\$241,993,750".
Page 130, line 14, strike "\$255,750,000" and insert "\$255,716,250".
Page 130, line 26, strike "\$121,950,000" and insert "\$121,893,750".
Page 130, line 27, strike "\$128,850,000" and insert "\$128,816,250".
Page 130, line 40, strike "\$120,100,000" and insert "\$120,043,750".
Page 130, line 41, strike "\$126,900,000" and insert "\$126,866,250".

Explanation:

(This amendment adjusts the impact of sales tax on basic aid as a result of the tax incentives associated with economic development projects contained in other executive amendments.)

Elementary & Secondary Education Subcommittee

Item 140 #9h

**Education: Elementary &
Secondary**

FY 08-09

FY 09-10

Direct Aid To Public Education (\$1,049,848) (\$1,727,834) GF

Language:

Page 115, line 57, strike "\$6,399,847,793" and insert "\$6,398,797,945".
Page 115, line 57, strike "\$6,599,719,818" and insert "\$6,597,991,984".

Amendments to House Bill 30, as Introduced

Page 117, line 16, strike "\$64,733,191" and insert "\$63,683,343".
Page 117, line 16, strike "\$70,713,860" and inset "\$68,986,026".
Page 117, line 21, strike "\$369,689,303" and insert "\$368,639,455".
Page 117, line 21, strike "\$521,477,251" and insert "\$519,749,417".
Page 149, line 2, strike "\$64,733,191" and insert "\$63,683,343".
Page 149, line 3, strike "\$70,713,860" and inset "\$68,986,026".

Explanation:

(This amendment captures \$1.0 million the first year and \$1.7 million the second year from the general fund for updated cost savings for special education regional tuition. The account provides state support for tuition payments made by school divisions to regional special education programs. Figures were not previously available.)

Elementary & Secondary Education Subcommittee

Item 140 #37h

**Education: Elementary &
Secondary**

Direct Aid To Public Education

Language

Language:

Page 133, line 22, before "Dropout", insert "Virginia Preschool Initiative".

Explanation:

(This amendment allows localities to use remedial education incentive-based funding for at-risk students enrolled in the Virginia Preschool Initiative program.)

Elementary & Secondary Education Subcommittee

Item 140 #38h

**Education: Elementary &
Secondary**

FY 08-09

FY 09-10

Direct Aid To Public Education

\$3,796,319

\$0 GF

Language:

Page 115, line 57, strike "\$6,399,847,793" and insert "\$6,403,644,112".
Page 116, line 48, strike "\$368,574,827" and insert "\$372,371,146".

Explanation:

(This amendment provides \$3.8 million the first year from the general fund for a technical correction needed for incorrect certification by Hanover County of its

Amendments to House Bill 30, as Introduced

special education child count in December 2006 and not correctly reflected in the total rebenchmarking costs.)

Elementary & Secondary Education Subcommittee

Item 140 #39h

Education: Elementary & Secondary

FY 08-09

FY 09-10

Direct Aid To Public Education

(\$200,000)

(\$200,000)

GF

Language:

Page 115, line 57, strike "\$6,399,847,793" and insert "\$6,399,647,793".

Page 115, line 57, strike "\$6,599,719,818" and insert "\$6,599,519,818".

Page 149, line 45, strike "\$7,853,362" and insert "\$7,653,362".

Page 149, line 46, strike "\$8,813,362" and insert "\$8,613,362".

Page 150, line 21, strike "\$500,000" and insert "\$300,000".

Page 150, line 22, strike "\$500,000" and insert "\$300,000"

Explanation:

(This amendment saves \$200,000 each year from the general fund by reducing the five new grants down to three each year to school divisions for leadership development training from this specific funding stream.)

Elementary & Secondary Education Subcommittee

Item 140 #40h

Education: Elementary & Secondary

FY 08-09

FY 09-10

Direct Aid To Public Education

\$0

(\$2,060,234)

GF

Language:

Page 115, line 57, strike "\$6,599,719,818" and insert "\$6,597,659,584".

Page 117, strike lines 19 through 20.

Page 117, line 21, strike "\$521,477,251" and insert "\$519,417,017".

Page 133, line 29, strike "Further, any".

Page 133, strike lines 30 through 37.

Page 156, strike lines 12 through 37.

Explanation:

(This amendment removes the new initiative and related funding, equal to \$2.1 million in the second year from the general fund, that was included in the introduced

Amendments to House Bill 30, as Introduced

budget for 54 Data Coordinators. The responsibilities of the Data Coordinators closely resemble those of the school guidance counselors.)

Elementary & Secondary Education Subcommittee

Item 140 #41h

**Education: Elementary &
Secondary**

FY 08-09

FY 09-10

Direct Aid To Public Education

(\$1,010,024)

(\$1,009,466)

GF

Language:

Page 115, line 57, strike "\$6,399,847,793" and insert "\$6,398,837,769".

Page 115, line 57, strike "\$6,599,719,818" and insert "\$6,598,710,352".

Page 117, line 13, strike "\$1,699,557" and insert "\$689,533".

Page 117, line 13, strike "\$1,996,551" and insert "\$987,085".

Page 117, line 21, strike "\$369,689,303" and insert "\$368,679,279".

Page 117, line 21, strike "\$521,477,251" and insert "\$520,467,785".

Page 154, line 53, strike "\$1,699,557" and insert "689,533".

Page 154, line 54, strike "\$1,996,551" and insert "\$987,085".

Page 155, line 3, strike "established by the Department of Education." and insert:
"established by other data components' base years utilized in the rebenchmarking process every two years. For fiscal year 2009 and fiscal year 2010, the breakfast meals served in 2006 will be used as the base year for this reimbursement program."

Explanation:

(This amendment updates the base year from 2004 to 2006 to reimburse localities for the incentivized breakfast meals served that would be eligible for the \$0.20 per meal reimbursements. This change would also keep the school breakfast reimbursement base year in-line with other updated data components used in rebenchmarking every two years.)

Elementary & Secondary Education Subcommittee

Item 140 #43h

**Education: Elementary &
Secondary**

FY 08-09

FY 09-10

Direct Aid To Public Education

\$0

(\$960,000)

GF

Language:

Page 115, line 57, strike "\$6,599,719,818" and insert "\$6,598,759,818".

Page 117, line 10, strike "\$8,816,362" and insert "\$7,853,362".

Amendments to House Bill 30, as Introduced

Page 149, line 46, strike "\$8,813,362" and insert "\$7,853,362".

Explanation:

(This amendment removes the \$960,000 of new funding in the second year from the general fund that was included in the introduced budget for the Virtual Virginia Advanced Placement program. The program currently has \$495,000 allocated in fiscal year 2008.)

Elementary & Secondary Education Subcommittee Item 140 #44h

Education: Elementary & Secondary	FY 08-09	FY 09-10	
Direct Aid To Public Education	\$0	\$5,000,000	GF

Language:

Page 115, line 57, strike "\$6,599,719,818" and insert "\$6,604,719,818".

Page 136, line 35, strike "\$15,000,000" and insert "\$20,000,000".

Explanation:

(This amendment adds \$5.0 million the second year from the general fund for Literary Fund Interest Rate Subsidy grants to school divisions. At the current market interest rates, the additional \$5.0 million may be able to leverage up to a total of \$40.0 million in new school construction loans.)

Elementary & Secondary Education Subcommittee Item 140 #45h

Education: Elementary & Secondary	FY 08-09	FY 09-10	
Direct Aid To Public Education	(\$2,085,282)	\$30,454,348	GF

Language:

Page 115, line 57, strike "\$6,399,847,793" and insert "\$6,397,762,511".

Page 115, line 57, strike "\$6,599,719,818" and insert "\$6,630,174,166".

Page 117, line 3, strike "\$0" and insert "\$45,214,418".

Page 117, line 3, strike "\$130,564,600" and insert "\$77,572,294".

Page 121, strike lines 41 through 42 and insert:

"and for their salaries at the salary levels as printed below."

Page 128, line 12, strike "statewide".

Page 128, line 13, after "levels", insert "as set out in this Item".

Amendments to House Bill 30, as Introduced

Page 130, strike lines 50 through 58.

Page 131, after line 24 insert:

"a. The appropriation in this Item includes \$45,214,418 the first year and \$77,572,294 the second year from the general fund for an equivalent payment for the following salary increase and related fringe benefit costs for funded SOQ instructional and support positions and other funded incentive program positions:

1) For the first year, the state share of a payment equivalent to a 2.0 percent salary increase effective December 1, 2008, for all funded positions.

2) It is the intent of the General Assembly that the average funded position salaries be improved throughout the state by at least 2.0 percent the first year. Sufficient funds are appropriated in this act to finance, on a statewide basis, the state share of a 2.0 percent salary increase for all funded positions effective December 1, 2008, to school divisions which certify to the Department of Education, no later than March 1, 2009, that equivalent increases have been granted in the first year.

3) a. For the purposes of calculating the funded salaries used in this Item for all SOQ support positions, the Department of Education is directed to use the prevailing salary averages calculated for support positions contained in Chapter 847, 2007 Acts of Assembly, adjusted by the salary actions authorized for SOQ support positions by the General Assembly for each of the two fiscal years in Chapter 847 (3 percent in 2007 and 3 percent in 2008).

b. In preparing subsequent biennial budgets, the Department of Education shall calculate the prevailing salary averages for SOQ instructional positions as prescribed and set out in paragraph B.1. of this Item and shall be adjusted based on the salary actions authorized for SOQ instructional positions by the General Assembly in this act.

4) The Department of Education is directed to fund and adjust the inflation rates in the same manner prescribed in § 51.1-166.B, Code of Virginia.

5) a. The Department of Education is directed to use only an individual school division's per pupil amount in the final federal revenue deduction calculations and apply the appropriate non-personal percentage in the formula.

b. These funds shall be matched by the local government, based on the composite index of local ability-to-pay.

Amendments to House Bill 30, as Introduced

c. This funding is not intended as a mandate to increase salaries."

Page 117, after line 39, insert:

"Supplement School Construction \$35,241,045 \$37,202,112".

Page 117, line 40, strike "\$477,500,002 \$477,499,996" and insert:

"\$512,741,047 \$514,702,108".

Page 148, after line 39, insert:

"e. This appropriation includes an amount estimated at \$35,241,045 the first year and \$37,202,112 the second year from the general fund to provide Supplemental School Construction grants for nonrecurring expenditures by the relevant school division. Nonrecurring costs shall include school construction, additions, infrastructure, site acquisition, renovations, technology, and other expenditures related to modernizing classroom equipment; payments to escrow accounts pursuant to Chapter 391, 1999 Acts of Assembly; school safety equipment or school safety renovations; and debt service payments on school projects completed during the last ten years. The Supplemental School Construction grants shall be distributed as follows:

Division	FY 2009	FY 2010
Accomack	165,211	165,918
Albemarle	231,457	242,886
Alleghany	112,644	119,788
Amelia	63,804	69,046
Amherst	170,545	180,127
Appomattox	85,699	89,651
Arlington	219,788	234,779
Augusta	359,873	373,192
Bath	7,244	7,358
Bedford	316,608	334,970
Bland	33,522	35,470
Botetourt	157,087	165,995
Brunswick	81,736	84,447
Buchanan	125,585	129,655
Buckingham	79,204	80,849
Campbell	326,836	339,836
Caroline	127,630	136,444
Carroll	147,583	153,272
Charles City	26,049	27,701
Charlotte	85,817	89,917
Chesterfield	1,926,981	2,045,428

Amendments to House Bill 30, as Introduced

Clarke	43,948	46,839
Craig	27,276	29,013
Culpeper	223,457	243,761
Cumberland	54,850	57,058
Dickenson	100,675	106,369
Dinwiddie	180,409	191,255
Essex	48,636	51,351
Fairfax	2,299,511	2,429,870
Fauquier	193,831	207,727
Floyd	69,443	72,282
Fluvanna	115,553	123,031
Franklin	225,443	237,387
Frederick	399,252	443,517
Giles	95,134	100,597
Gloucester	192,360	200,014
Goochland	24,298	26,503
Grayson	78,273	81,739
Greene	91,650	98,973
Greensville	67,067	71,350
Halifax	227,083	232,786
Hanover	545,506	590,268
Henrico	1,371,863	1,450,349
Henry	289,748	297,652
Highland	9,212	9,162
Isle of Wight	167,384	176,670
James City	223,501	235,156
King George	119,031	132,072
King and Queen	25,941	28,583
King William	75,012	81,731
Lancaster	14,948	15,266
Lee	150,628	154,415
Loudoun	1,128,692	1,260,875
Louisa	109,080	120,251
Lunenburg	65,479	67,043
Madison	47,066	49,987
Mathews	30,305	32,597
Mecklenburg	173,571	182,339
Middlesex	19,942	20,615
Montgomery	309,709	325,712

Amendments to House Bill 30, as Introduced

Nelson	46,097	48,823
New Kent	81,235	86,639
Northampton	41,095	42,703
Northumberland	18,806	19,254
Nottoway	88,164	94,311
Orange	147,470	161,283
Page	118,290	123,784
Patrick	99,150	104,821
Pittsylvania	347,135	363,152
Powhatan	132,966	144,923
Prince Edward	94,432	97,757
Prince George	240,511	255,053
Prince William	2,483,946	2,699,180
Pulaski	172,543	183,446
Rappahannock	9,163	9,127
Richmond	39,177	41,193
Roanoke	502,376	511,467
Rockbridge	68,142	70,871
Rockingham	386,961	415,886
Russell	165,075	172,351
Scott	156,705	170,128
Shenandoah	182,098	192,595
Smyth	196,751	204,699
Southampton	104,690	112,241
Spotsylvania	798,712	855,232
Stafford	855,886	918,860
Surry	16,461	16,473
Sussex	49,146	50,958
Tazewell	261,280	277,693
Warren	158,522	166,150
Washington	243,038	255,561
Westmoreland	41,794	43,473
Wise	275,965	287,386
Wythe	151,033	160,643
York	399,414	426,773
Alexandria	129,993	135,965
Bristol City	72,931	76,763
Buena Vista	45,794	49,481
Charlottesville	76,202	78,672

Amendments to House Bill 30, as Introduced

Colonial Heights	83,651	87,569
Covington	31,596	33,852
Danville	258,668	263,640
Falls Church	23,439	25,471
Fredericksburg	29,864	31,780
Galax	50,913	53,290
Hampton	857,061	880,073
Harrisonburg	131,959	139,476
Hopewell	159,447	172,008
Lynchburg	283,592	296,934
Martinsville	96,348	99,963
Newport News	1,101,802	1,125,230
Norfolk	1,203,428	1,264,945
Norton City	28,293	30,751
Petersburg	188,003	189,917
Portsmouth	574,255	587,706
Radford	57,153	59,766
Richmond City	678,732	684,862
Roanoke City	415,740	427,008
Staunton	76,460	81,243
Suffolk	483,254	507,309
Virginia Beach	2,188,768	2,280,518
Waynesboro	99,462	104,130
Williamsburg	7,253	7,445
Winchester	90,498	93,322
Fairfax City	34,872	37,251
Franklin City	48,651	49,744
Chesapeake City	1,335,482	1,403,685
Lexington	18,385	19,148
Emporia	36,475	38,933
Salem	125,478	133,194
Bedford City	32,145	34,332
Poquoson	81,860	83,588
Manassas City	201,531	210,407
Manassas Park	91,396	98,711
Colonial Beach	17,159	18,004
West Point	30,154	32,248

f. Any funds provided to school divisions for supplemental school construction that

Amendments to House Bill 30, as Introduced

are unexpended as of June 30, 2009, and June 30, 2010, shall be carried on the books of the locality to be appropriated to the school division the following year for use for the same purpose.

g. Localities are required to provide local matching funds as calculated by the local composite index."

Page 131, strike lines 1 through 24.

Explanation:

(This amendment is self-explanatory.)

Elementary & Secondary Education Subcommittee

Item 140 #46h

**Education: Elementary &
Secondary**

FY 08-09

FY 09-10

Direct Aid To Public Education

\$0 (\$130,737,471) GF

Language:

Page 115, line 57, strike "\$6,599,719,818" and insert "\$6,468,982,347".

Page 116, line 43, strike "\$3,143,184,497" and insert "\$3,141,376,498".

Page 116, strike "\$5,532,289,605" and insert "\$5,530,481,606".

Page 117, strike line 3.

Page 117, line 21, strike "\$521,477,251" and insert "\$390,739,780".

Page 130, strike lines 49 through 58.

Page 131, strike lines 1 through 24.

Page 131, line 25, strike "7." and insert "6."

Page 131, line 36, strike "8." and insert "7."

Page 131, line 48, strike "9." and insert "8."

Page 132, line 6, strike "10." and insert "9."

Page 132, line 16, strike "11." and insert "10."

Page 135, line 14, strike "12." and insert "11."

Page 136, line 2, strike "13." and insert "12."

Page 137, line 19, strike "14." and insert "13."

Page 141, line 4, strike "15." and insert "14."

Page 146, line 32, strike "16." and insert "15."

Page 147, line 32, strike "17." and insert "16."

Page 148, line 11, strike "18." and insert "17."

Page 148, line 40, strike "19." and insert "18."

Page 148, line 49, strike "20." and insert "19."

Amendments to House Bill 30, as Introduced

Page 149, line 22, strike "21." and insert "20."
Page 149, line 39, strike "22." and insert "21."
Page 149, line 44, strike "23." and insert "22."
Page 150, line 44, strike "24." and insert "23."
Page 150, line 51, strike "25." and insert "24."
Page 151, line 11, strike "26." and insert "25."
Page 151, line 36, strike "27." and insert "26."
Page 151, line 48, strike "28." and insert "27."
Page 152, line 49, strike "29." and insert "28."
Page 153, line 18, strike "30." and insert "29."
Page 154, line 44, strike "31." and insert "30."
Page 154, line 52, strike "32." and insert "31."
Page 155, line 29, strike "33." and insert "32."
Page 156, line 5, strike "34." and insert "33."
Page 156, line 12, strike "35." and insert "34."

Explanation:

(This amendment sweeps the \$130.7 million provided in the second year in the introduced budget for a pay adjustment for all SOQ funded positions. There is a companion amendment that provides a first year 2.0 percent salary increase for all funded SOQ positions effective December 1, 2008.)

Elementary & Secondary Education Subcommittee

Item 140 #47h

**Education: Elementary &
Secondary**

FY 08-09

FY 09-10

Direct Aid To Public Education	(\$10,869,700)	(\$14,657,457)	GF
--------------------------------	----------------	----------------	----

Language:

Page 115, line 57, strike "\$6,399,847,793" and insert "\$6,388,978,093".
Page 115, line 57, strike "\$6,599,719,818" and insert "\$6,585,062,361".
Page 116, line 44, strike "\$1,220,200,000" and insert "\$1,195,200,000".
Page 116, line 44, strike "\$1,289,200,000" and insert "\$1,255,500,000".
Page 116, line 55, strike "\$5,476,072,793" and insert "\$5,465,203,093".
Page 116, line 55, strike "\$5,532,289,605" and insert "\$5,517,632,148".

Explanation:

(This amendment adjusts the one and one-eighth cents sales tax revenues, allocated to public education based on school-aged population, by the decreased amounts reflected and contained in the mid-year reforecast estimates.

Amendments to House Bill 30, as Introduced

The revised forecast for sales tax for public education by decreased \$25.0 million in fiscal year 2009 and \$33.8 million in fiscal year 2010. The decreases result in an offsetting increase in the state's share of Basic Aid of \$14.1 million in fiscal year 2009, \$19.1 increase in fiscal year 2010.

However, the net allocations to school divisions are estimated to decrease by \$10.9 million in the first year and by \$14.7 million in the second year.)

Elementary & Secondary Education Subcommittee Item 140 #49h

Education: Elementary & Secondary	FY 08-09	FY 09-10	
Direct Aid To Public Education	(\$100,000)	(\$100,000)	GF

Language:

Page 115, line 57, strike "\$6,399,847,793" and insert "\$6,399,747,793".

Page 115, line 57, strike "\$6,599,719,818" and insert "\$6,599,619,818".

Page 117, line 8, strike "\$1,804,392 \$1,802,392" and insert:
"\$1,704,392 \$1,704,392".

Page 117, line 21, strike "\$369,689,303 \$521,477,251" and insert:
"\$369,589,303 \$521,377,251".

Page 156, line 5, strike "\$429,392" and insert "\$329,392".

Page 156, line 6, strike "\$429,392" and insert "\$329,392".

Page 156, line 7, strike "or".

Page 156, line 8, strike "Virginia institutions of higher education".

Explanation:

(This amendment saves \$100,000 the first year and \$100,000 the second year from the general fund in the Career Switcher Mentor program. The program provides grants to school divisions to provide supplemental salary payments to senior experienced teachers who mentor new teachers with zero years of teaching experience in the classroom.)

Elementary & Secondary Education Subcommittee Item 140 #50h

Education: Elementary & Secondary	FY 08-09	FY 09-10	
Direct Aid To Public Education	(\$2,559,403)	(\$2,598,363)	GF

Language:

Amendments to House Bill 30, as Introduced

Page 115, line 57, strike "\$6,399,847,793" and insert "\$6,397,288,390".

Page 115, line 57, strike "\$6,599,719,818" and insert "\$6,597,121,455".

Page 117, line 1, strike "\$67,237,504 \$66,789,153" and insert:
"\$64,678,101 \$64,190,790".

Page 117, line 21, strike "\$369,689,303 \$521,477,251" and insert:
"\$367,129,900 \$518,878,888".

Page 133, line 17, after "school division" insert:

"must have a minimum of sixteen percent of the division's students eligible for free lunch, and".

Page 133, line 29, strike "Further, any".

Page 133, strike lines 30 through 37.

Explanation:

(This amendment saves \$2.6 million the first year and \$2.6 million the second year from the general fund in the At-Risk Add-on incentive-based initiative. The new language conforms the funding eligibility to be similar to the K-3 Class Size Reduction program by requiring a school division to have a minimum of 16 percent of its total students eligible for free lunch as reported on the "Free and Reduced Price Lunch Program Eligibility" report, and submitted annually in October, by the Department of Education.)

Elementary & Secondary Education Subcommittee

Item 140 #52h

**Education: Elementary &
Secondary**

FY 08-09

FY 09-10

Direct Aid To Public Education

(\$9,140,031)

(\$8,191,668)

GF

\$0

(\$14,855,632)

NGF

Language:

Page 115, line 57, strike "\$6,399,847,793" and insert "\$6,390,707,762".

Page 115, line 57, strike "\$6,599,719,818" and insert "\$6,576,672,518".

Page 117, line 2, strike "\$68,164,169 \$83,019,801" and insert:
"\$59,024,138 \$59,972,501".

Page 117, line 21, strike "\$369,689,303 \$521,477,251" and insert:
"\$360,549,272 \$498,429,951".

Page 141, strike lines 5 through 56 and insert:

Page 141, after line 4 insert:

"a.1) It is the intent of the General Assembly that an additional state payment shall be disbursed by the Department of Education to schools and community-based

Amendments to House Bill 30, as Introduced

organizations to provide quality preschool programs for at-risk four-year-olds unserved by Head Start program funding.

2) These grants shall be used to provide programs for at-risk four-year-old children which include quality preschool education, health services, social services, parental involvement and transportation. Programs must provide full-day or half-day and, at least, school-year services.

3) The Department of Education, in cooperation with the Council on Child Day Care and Early Childhood Programs, shall establish academic standards that are in accordance with appropriate preparation for students to be ready to successfully enter into kindergarten. These standards shall be established in such a manner as to be measurable for student achievement and success. Students shall be required to be evaluated in the fall and in the spring by each participating school division and the school divisions must certify that the At-Risk Four-Year-Old program follows the established standards in order to receive the funding for quality preschool education and criteria for the service components. Such guidelines shall be consistent with the findings of the November 1993 study by the Board of Education, the Department of Education, and the Council on Child Day Care and Early Childhood Programs.

4)a) Grants shall be distributed based on an allocation formula providing the state share of a \$5,700 grant for 100 percent of the unserved at-risk four-year-olds in each locality for a full-day program. Programs operating half-day shall receive state funds based on a fractional basis determined by the pro-rata portion of a full-day, school year program provided.

b) For new programs in the first year of implementation only, programs operating less than a full school year shall receive state funds on a fractional basis determined by the pro-rata portion of a school year program provided. In determining the prorated state funds to be received, a school year shall be 180 days.

b.1) Any locality which desires to participate in this grant program must submit a proposal through its chief administrator (county administrator or city manager) by May 15 of each year. The chief administrator, in conjunction with the school superintendent, shall identify a lead agency for this program within the locality. The lead agency shall be responsible for developing a local plan for the delivery of quality preschool services to at-risk children which demonstrates the coordination of resources and the combination of funding streams in an effort to serve the greatest number of at-risk four-year-old children.

Amendments to House Bill 30, as Introduced

2) The proposal must demonstrate coordination with all parties necessary for the successful delivery of comprehensive services, including the schools, child care providers, local social services agency, Head Start, local health department and other groups identified by the lead agency.

3) A local match, based on the composite index of local ability-to-pay, shall be required. For purposes of meeting the local match, localities may use local expenditures for existing qualifying programs. Localities shall also continue to pursue and coordinate other funding sources, including child care subsidies. Funds received through this program must be used to supplement, not supplant, any funds currently provided for programs within the locality. However, in the event a locality is prohibited from continuing the previous level of support to programs for at-risk four-year-olds from Title I of the federal Elementary and Secondary Education Act (ESEA), the state and local funds provided in this grants program may be used to continue services to these Title I students. Such prohibition may occur due to amendments to the allocation formula in the reauthorization of ESEA as the No Child Left Behind Act of 2001 or due to a percentage reduction in a locality's Title I allocation in 2007-2008 or 2008-2009. Any locality so affected shall provide written evidence to the Superintendent of Public Instruction and request his approval to continue the services to Title I students.

c. Local plans must provide clear methods of service coordination for the purpose of reducing the per child cost for the service, increasing the number of at-risk children served and/or extending services for the entire year. Examples of these include:

1) "Wraparound Services" -- methods for combining funds such as child care subsidy dollars administered by local social service agencies with dollars for quality preschool education programs.

2) "Wrapout Services" -- methods for using grant funds to purchase quality preschool services to at-risk four-year-old children through an existing child care setting by purchasing comprehensive services within a setting which currently provides quality preschool education.

3) "Expansion of Service" -- methods for using grant funds to purchase slots within existing programs, such as Head Start, which provide comprehensive services to at-risk four-year-old children.

Amendments to House Bill 30, as Introduced

Local plans must indicate the number of at-risk four-year-old children to be served, and the criteria by which they will be determined to be at risk.

d.1) The Department of Education and the Council on Child Day Care and Early Childhood Programs shall provide technical assistance for the administration of this grant program to provide assistance to localities in developing a comprehensive, coordinated, quality preschool program for serving at-risk four-year-old children.

2) A pre-application session shall be provided by the Department and the Council on Child Day Care and Early Childhood Programs prior to the proposal deadline. The Department shall provide interested localities with information on models for service delivery, methods of coordinating funding streams, such as funds to match federal IV-A child care dollars, to maximize funding without supplanting existing sources of funding for the provision of services to at-risk four-year-old children. A priority for technical assistance in the design of programs shall be given to localities where the majority of the at-risk four-year-old population is currently unserved."

Strike pages 142 through 145.

Page 146, strike lines 1 through 30.

Explanation:

(This amendment reinstates the Virginia Preschool Program student eligibility to the fiscal year 2008 methodology which allows 100 percent of the free lunch students to participate in the program. Companion amendments also remove new funding and 3.0 positions proposed in the introduced budget in the Department of Education to assess, evaluate and administer the proposed changes in the VPI program, and new funding related to VPI in the Department of Social Services.)

Elementary & Secondary Education Subcommittee

Item 140 #53h

**Education: Elementary &
Secondary**

FY 08-09

FY 09-10

Direct Aid To Public Education

(\$644,375)

(\$644,375) GF

Language:

Page 115, line 57, strike "\$6,399,847,793" and insert "\$6,399,203,418".

Page 115, line 57, strike "\$6,599,719,818" and insert "\$6,599,075,443".

Page 117, line 10, strike "\$7,853,362 \$8,813,362" and insert :

"\$7,208,987 \$8,168,987".

Amendments to House Bill 30, as Introduced

Page 117, line 21, strike \$369,689,303 \$521,477,251" and insert:
"\$369,044,928 \$520,832,876".
Page 149, line 45, strike \$7,853,362" and insert "\$7,208,987".
Page 149, line 46, strike "\$8,813,362" and insert "\$8,168,987".

Explanation:

(This amendment captures \$644,375 each year from the general fund from the Education for a Lifetime Initiative 'Hard-to-Staff Schools' due to ending of the three-year pilot program. This action is consistent with actions taken in the introduced budget that swept the funding for the termination of the Virginia Preschool Initiative program pilots.)

Elementary & Secondary Education Subcommittee Item 140 #54h

Education: Elementary & Secondary	FY 08-09	FY 09-10	
Direct Aid To Public Education	(\$25,000,000)	(\$25,000,000)	GF
	\$25,000,000	\$25,000,000	NGF

Language:

Page 127, line 46, strike "\$171,128,935" and insert "\$198,628,935".
Page 127, line 47, strike "\$91,128,935" and insert "\$116,128,935".

Explanation:

(This amendment increases the use of Literary Fund to pay for an additional portion of teacher retirement costs. There is a companion amendment that adds \$5.0 million of Literary Fund Interest Rate Subsidy grants to school divisions which should be able to leverage up to approximately \$40 million in school construction loans.)

Elementary & Secondary Education Subcommittee Item 140 #55h

Education: Elementary & Secondary	
Direct Aid To Public Education	Language

Language:

Page 148, after line 39, insert:

Amendments to House Bill 30, as Introduced

"e. From such funds as are made available from appropriations from either the School Construction Grants Program or the Supplemental School Construction Grants Programs, any locality which has 2,000 or more personnel moving into the locality, pursuant to the 2005 Defense Base Realignment and Closure Commission's Closure and Realignment Recommendations List, shall first use these funds to construct schools or address school facility needs due to the in-migration of the BRAC-related personnel, that will serve the areas within the locality which will receive the new personnel."

Explanation:

(This amendment is self-explanatory.)

Elementary & Secondary Education Subcommittee

Item 144 #1h

**Education: Elementary &
Secondary**

FY 08-09

FY 09-10

Virginia School For The Deaf And
The Blind At Staunton

(\$327,848)
-6.00

(\$123,484)
-6.00

GF
FTE

Language:

Page 157, line 29, strike "\$5,989,257" and insert "\$5,661,409".

Page 157, line 29, strike "\$5,989,058" and insert "\$5,865,574".

Explanation:

(This amendment captures \$327,848 the first year and \$123,484 the second year from the general fund due to a reduction of six positions required as a result of fewer students transferring from the Hampton campus to the consolidated campus for Virginia School for the Deaf, Blind and Multi-Disabled in Staunton.)

Elementary & Secondary Education Subcommittee

Item 3-5.04 #1g

Adjustments and Modifications to Tax Collections

Implementation of Chapter 3, Acts of Assembly of 2004, Special
Session I

Language

Language:

Page 494, line 27, strike "243,900,000" and insert "243,787,500".

Page 494, line 27, strike "257,700,000" and insert "257,632,500".

Amendments to House Bill 30, as Introduced

Explanation:

(This amendment is a language-only amendment to adjust the embedded estimates of the amounts distributed to localities as specified in Direct Aid to Public Education's State Education Assistance Programs as a result of the tax incentives associated with an economic development project contained in other executive amendments.)

HB29 (House Amendments) FY 2008 Distribution Summary for Direct Aid to Public Education

Division	Key Data			House Bill 29 (Governor's Amended 2006- 2008 Budget, As Introduced, Dec. 17, 2007) Estimated Distribution	Technical Updates to HB29		House Budget Estimated Distribution for FY 2008
	2006-2008 Composite Index	Chapter 847 FY 2008 ADM	Nov 2007 FY 2008 Proj ADM (HB 29)		Update for Mid-Year Sales Tax Rrforecast Estimates	Update for Special Education Regional Tuition Revised Forecast	
ACCOMACK	0.3255	5,061	5,008	31,391,910	(18,108)	18,644	31,392,445
ALBEMARLE	0.6095	12,328	12,350	46,104,659	(82,304)	(34,758)	45,987,597
ALLEGHANY	0.2423	2,907	2,881	18,853,034	(6,437)	0	18,846,598
AMELIA	0.3431	1,910	1,843	10,475,217	(6,271)	0	10,468,946
AMHERST	0.2870	4,650	4,612	27,805,803	(13,914)	132,948	27,924,837
APPOMATTOX	0.2696	2,229	2,251	13,848,095	(6,198)	17,344	13,859,241
ARLINGTON	0.8000	17,289	17,733	46,337,451	(154,255)	0	46,183,196
AUGUSTA	0.3320	10,874	10,716	60,142,514	(40,651)	(107,140)	59,994,723
BATH	0.8000	742	724	2,077,553	(6,610)	0	2,070,944
BEDFORD	0.3632	10,145	9,875	50,347,469	(36,929)	34,416	50,344,956
BLAND	0.3059	922	907	5,685,508	(2,663)	(838)	5,682,007
BOTETOURT	0.3957	4,894	4,914	25,471,535	(21,726)	(31,613)	25,418,196
BRUNSWICK	0.2540	2,181	2,161	15,769,340	(6,615)	0	15,762,725
BUCHANAN	0.3205	3,365	3,349	21,918,134	(10,606)	0	21,907,527
BUCKINGHAM	0.2591	2,005	2,000	14,136,272	(6,188)	0	14,130,084
CAMPBELL	0.2612	8,563	8,535	50,861,378	(24,239)	238,782	51,075,920
CAROLINE	0.3495	4,215	4,018	22,474,507	(17,984)	(3,223)	22,453,301
CARROLL	0.2842	4,024	3,948	24,523,007	(11,955)	12,467	24,523,519
CHARLES CITY	0.4128	822	864	5,175,954	(3,718)	0	5,172,236
CHARLOTTE	0.2234	2,091	2,102	14,661,218	(4,591)	0	14,656,627
CHESTERFIELD	0.3616	58,935	58,213	288,851,974	(206,099)	0	288,645,876
CLARKE	0.5580	2,286	2,163	8,861,249	(12,629)	(37,635)	8,810,985
CRAIG	0.3184	756	729	4,600,940	(2,648)	(69,476)	4,528,815
CULPEPER	0.4062	7,636	7,331	36,234,005	(28,163)	16,447	36,222,289
CUMBERLAND	0.2859	1,454	1,421	9,155,545	(4,595)	0	9,150,950
DICKENSON	0.2344	2,442	2,456	16,447,204	(5,316)	0	16,441,888
DINWIDDIE	0.2669	4,679	4,662	28,248,709	(11,596)	0	28,237,113
ESSEX	0.4019	1,676	1,607	9,149,545	(6,873)	0	9,142,672
FAIRFAX	0.7456	158,072	159,492	456,003,236	(1,321,449)	(58,099)	454,623,688
FAUQUIER	0.6443	11,248	11,151	38,486,322	(82,617)	(39,202)	38,364,504
FLOYD	0.3212	2,041	2,051	12,180,642	(7,174)	0	12,173,468
FLUVANNA	0.3749	3,868	3,667	18,901,481	(12,981)	46,353	18,934,853
FRANKLIN	0.3950	7,513	7,265	38,927,088	(32,410)	118,934	39,013,612
FREDERICK	0.3925	12,943	12,842	65,330,808	(48,216)	(741,540)	64,541,051
GILES	0.2755	2,610	2,524	15,504,432	(7,193)	0	15,497,240
GLOUCESTER	0.3323	5,908	5,922	32,445,067	(22,594)	65,823	32,488,296
GOOCHLAND	0.8000	2,382	2,370	5,568,841	(19,076)	0	5,549,765

HB29 (House Amendments) FY 2008 Distribution Summary for Direct Aid to Public Education

Division	Key Data			House Bill 29 (Governor's Amended 2006- 2008 Budget, As Introduced, Dec. 17, 2007) Estimated Distribution	Technical Updates to HB29		House Budget Estimated Distribution for FY 2008
	2006-2008 Composite Index	Chapter 847 FY 2008 ADM	Nov 2007 FY 2008 Proj ADM (HB 29)		Update for Mid-Year Sales Tax Rreforecast Estimates	Update for Special Education Regional Tuition Revised Forecast	
GRAYSON	0.2780	1,989	2,058	13,860,718	(6,808)	44,055	13,897,964
GREENE	0.3334	2,844	2,735	16,203,315	(9,405)	39,463	16,233,373
GREENSVILLE	0.2199	1,589	1,593	11,522,059	(3,459)	27,844	11,546,445
HALIFAX	0.2380	5,841	5,747	39,765,607	(14,793)	0	39,750,814
HANOVER	0.4352	19,214	18,743	84,201,346	(84,619)	(8,373)	84,108,354
HENRICO	0.4604	48,226	47,825	222,058,358	(237,708)	52,917	221,873,567
HENRY	0.2553	7,454	7,352	48,600,331	(22,801)	122,822	48,700,352
HIGHLAND	0.6380	276	268	1,920,289	(1,052)	0	1,919,236
ISLE OF WIGHT	0.3753	5,460	5,274	28,327,353	(23,330)	(129,365)	28,174,658
JAMES CITY	0.5499	9,752	9,369	36,219,207	(54,084)	26,393	36,191,515
KING GEORGE	0.4034	3,986	3,914	18,836,216	(13,612)	0	18,822,605
KING & QUEEN	0.4073	738	791	5,096,784	(4,043)	0	5,092,742
KING WILLIAM	0.3267	2,113	2,137	12,681,544	(6,848)	0	12,674,696
LANCASTER	0.6844	1,388	1,361	4,693,490	(10,321)	0	4,683,169
LEE	0.1769	3,441	3,425	27,898,097	(6,717)	0	27,891,380
LOUDOUN	0.6895	52,891	53,365	161,169,980	(362,320)	0	160,807,660
LOUISA	0.5542	4,482	4,558	18,682,552	(27,658)	(27,253)	18,627,640
LUNENBURG	0.2399	1,622	1,628	11,750,510	(4,393)	0	11,746,117
MADISON	0.4362	1,839	1,848	9,654,064	(9,238)	(7,022)	9,637,804
MATHEWS	0.4701	1,297	1,295	6,198,580	(5,852)	0	6,192,729
MECKLENBURG	0.3056	4,673	4,705	28,884,598	(13,618)	0	28,870,980
MIDDLESEX	0.5923	1,329	1,252	5,195,757	(8,289)	(10,777)	5,176,690
MONTGOMERY	0.3737	9,576	9,518	51,890,405	(42,834)	0	51,847,571
NELSON	0.4874	2,021	2,056	10,283,985	(11,833)	(14,717)	10,257,435
NEW KENT	0.4044	2,730	2,712	13,410,813	(11,934)	0	13,398,879
NORTHAMPTON	0.3925	1,833	1,750	11,053,677	(7,980)	0	11,045,696
NORTHUMBERLAND	0.6517	1,542	1,402	5,382,737	(10,517)	0	5,372,220
NOTTOWAY	0.2429	2,139	2,244	15,915,534	(6,096)	0	15,909,438
ORANGE	0.4323	5,106	5,041	24,716,284	(21,078)	(36,528)	24,658,678
PAGE	0.2882	3,591	3,515	20,946,940	(10,076)	107,099	21,043,963
PATRICK	0.2592	2,565	2,566	16,599,730	(7,099)	8,891	16,601,521
PITTSYLVANIA	0.2573	9,190	9,001	56,020,823	(24,818)	(68,275)	55,927,730
POWHATAN	0.3722	4,409	4,341	22,145,747	(16,321)	0	22,129,426
PRINCE EDWARD	0.2776	2,603	2,501	17,271,898	(8,727)	0	17,263,170
PRINCE GEORGE	0.2304	6,017	6,165	38,291,072	(14,676)	(14,558)	38,261,838
PRINCE WILLIAM	0.4287	71,756	71,057	367,776,451	(307,672)	(2,404,578)	365,064,202
PULASKI	0.2995	4,923	4,773	28,614,628	(14,957)	0	28,599,671

HB29 (House Amendments) FY 2008 Distribution Summary for Direct Aid to Public Education

Division	Key Data			House Bill 29 (Governor's Amended 2006- 2008 Budget, As Introduced, Dec. 17, 2007) Estimated Distribution	Technical Updates to HB29		House Budget Estimated Distribution for FY 2008
	2006-2008 Composite Index	Chapter 847 FY 2008 ADM	Nov 2007 FY 2008 Proj ADM (HB 29)		Update for Mid-Year Sales Tax Rreforecast Estimates	Update for Special Education Regional Tuition Revised Forecast	
RAPPAHANNOCK	0.7463	1,031	938	3,063,803	(9,354)	(8,026)	3,046,423
RICHMOND	0.3593	1,189	1,180	6,814,732	(4,223)	0	6,810,509
ROANOKE	0.3757	14,838	14,816	75,295,047	(61,541)	(369,558)	74,863,947
ROCKBRIDGE	0.4546	2,649	2,649	13,071,959	(13,849)	0	13,058,110
ROCKINGHAM	0.3299	11,635	11,358	62,497,267	(43,380)	26,708	62,480,595
RUSSELL	0.2292	4,130	4,148	27,722,992	(10,207)	0	27,712,785
SCOTT	0.1962	3,935	3,846	27,181,986	(7,391)	0	27,174,595
SHENANDOAH	0.3419	6,111	6,075	33,057,588	(21,436)	198,600	33,234,752
SMYTH	0.2184	4,989	4,856	34,014,648	(9,900)	(52,397)	33,952,351
SOUTHAMPTON	0.2671	2,786	2,793	18,309,500	(9,662)	(29,757)	18,270,080
SPOTSYLVANIA	0.3455	24,369	24,045	127,059,634	(86,498)	19,219	126,992,355
STAFFORD	0.3503	26,697	26,138	132,427,713	(97,512)	(166,154)	132,164,047
SURRY	0.7842	960	969	2,950,014	(9,110)	0	2,940,904
SUSSEX	0.2912	1,390	1,288	8,954,299	(4,001)	(15,533)	8,934,764
TAZEWELL	0.2500	6,759	6,706	41,657,706	(18,166)	0	41,639,541
WARREN	0.3956	5,380	5,245	26,609,210	(23,320)	0	26,585,890
WASHINGTON	0.3351	7,289	7,313	40,200,837	(25,341)	(46,023)	40,129,474
WESTMORELAND	0.4076	1,675	1,727	10,037,860	(7,825)	0	10,030,035
WISE	0.2036	6,740	6,562	42,863,197	(13,319)	0	42,849,878
WYTHE	0.3086	4,279	4,250	24,463,196	(13,797)	19,630	24,469,029
YORK	0.3749	12,628	12,751	61,419,398	(46,828)	(39,338)	61,333,232
ALEXANDRIA	0.8000	9,745	10,223	28,809,156	(97,894)	0	28,711,262
BRISTOL	0.3366	2,288	2,275	14,469,345	(8,465)	(12,485)	14,448,395
BUENA VISTA	0.2172	1,237	1,146	7,685,049	(2,172)	0	7,682,877
CHARLOTTESVILLE	0.6061	3,931	3,883	19,928,766	(33,833)	(82,946)	19,811,988
COLONIAL HEIGHTS	0.4565	2,915	2,908	13,129,706	(13,705)	0	13,116,001
COVINGTON	0.2918	886	873	5,801,374	(1,949)	0	5,799,425
DANVILLE	0.2655	6,347	6,494	41,875,518	(19,892)	0	41,855,626
FALLS CHURCH	0.8000	1,878	1,912	4,767,307	(16,267)	0	4,751,040
FREDERICKSBURG	0.7538	2,525	2,598	7,505,755	(20,661)	8,822	7,493,917
GALAX	0.2944	1,285	1,327	7,596,732	(3,379)	(1,668)	7,591,685
HAMPTON	0.2410	21,477	21,320	137,613,601	(59,971)	474,481	138,028,111
HARRISONBURG	0.4361	4,457	4,305	22,266,741	(17,941)	229,422	22,478,222
HOPEWELL	0.2515	3,848	3,908	25,161,493	(9,521)	0	25,151,973
LYNCHBURG	0.3500	8,495	8,293	49,103,929	(34,787)	402,302	49,471,444
MARTINSVILLE	0.2470	2,346	2,411	15,733,359	(7,196)	(27,712)	15,698,450
NEWPORT NEWS	0.2577	29,641	29,393	189,685,915	(90,136)	58,019	189,653,798

HB29 (House Amendments) FY 2008 Distribution Summary for Direct Aid to Public Education

Division	Key Data			House Bill 29 (Governor's Amended 2006- 2008 Budget, As Introduced, Dec. 17, 2007) Estimated Distribution	Technical Updates to HB29		House Budget Estimated Distribution for FY 2008
	2006-2008 Composite Index	Chapter 847 FY 2008 ADM	Nov 2007 FY 2008 Proj ADM (HB 29)		Update for Mid-Year Sales Tax Rreforecast Estimates	Update for Special Education Regional Tuition Revised Forecast	
NORFOLK	0.2693	32,464	32,259	211,181,153	(95,320)	(131,053)	210,954,780
NORTON	0.3299	753	789	4,453,470	(2,453)	0	4,451,018
PETERSBURG	0.2188	4,572	4,546	33,307,718	(9,322)	1,721	33,300,118
PORTSMOUTH	0.2185	14,516	14,315	98,253,101	(27,959)	(395,603)	97,829,540
RADFORD	0.2947	1,517	1,552	8,673,525	(3,983)	0	8,669,542
RICHMOND CITY	0.4329	22,359	21,988	134,733,237	(129,777)	(42,519)	134,560,941
ROANOKE CITY	0.3763	12,427	12,120	75,260,574	(51,595)	(135,436)	75,073,543
STAUNTON	0.3925	2,715	2,599	17,028,389	(15,859)	(13,684)	16,998,846
SUFFOLK	0.3014	13,618	13,499	78,437,510	(49,083)	158,140	78,546,567
VIRGINIA BEACH	0.3492	70,123	70,345	377,014,340	(284,556)	(702,114)	376,027,670
WAYNESBORO	0.3160	2,937	2,968	16,689,511	(11,198)	3,962	16,682,274
WILLIAMSBURG	0.8000	717	737	3,378,849	(6,525)	(22,326)	3,349,998
WINCHESTER	0.5602	3,746	3,627	15,706,041	(21,836)	(292,422)	15,391,783
FAIRFAX CITY	0.8000	2,806	2,807	6,906,024	(24,588)	0	6,881,435
FRANKLIN CITY	0.2728	1,297	1,259	9,408,884	(3,485)	(50,588)	9,354,810
CHESAPEAKE CITY	0.3186	39,091	39,014	221,858,900	(145,389)	(149,071)	221,564,440
LEXINGTON	0.3982	664	630	3,106,717	(2,315)	0	3,104,402
EMPORIA	0.2836	985	933	6,038,620	(2,931)	0	6,035,689
SALEM	0.3768	4,020	3,936	19,038,487	(13,936)	43,205	19,067,757
BEDFORD CITY	0.2889	891	897	4,983,831	(2,300)	0	4,981,531
POQUOSON	0.3299	2,580	2,466	12,626,803	(7,726)	(53,829)	12,565,248
MANASSAS CITY	0.4335	6,188	6,187	33,310,291	(32,973)	(216,252)	33,061,066
MANASSAS PARK	0.3650	2,479	2,391	14,144,596	(8,146)	79,800	14,216,249
COLONIAL BEACH	0.3131	564	573	3,700,430	(1,469)	(5,219)	3,693,742
WEST POINT	0.2683	804	797	4,823,936	(1,766)	28,731	4,850,901
TOTAL:		1,199,701	1,192,696	5,931,570,394	(5,692,097)	(4,022,279)	5,921,856,018

HB 30 (House Amendments) Estimated Distributions for Direct Aid to Public Education

Division	Governor's Introduced FY 2009 Base (HB 30)	Technical Updates				2% Salary Adjustment for All Positions, effective 12/01/08 & Methodology Changes to Federal Revenue, Inflation & Prevailing Support Positions	Supplemental School Construction Grants	Prevailing Support Positions Adjustments Reprogrammed to Supplemental School Construction Grants	At Risk 16% Minimum Free Lunch	Update School Breakfast Base Year to FY 2006	Second Year Pay Raise to Reserve Fund	Correct First Year Special Education Dec 1 Child Count	VPI: Restore 100% Free Lunch (FY2008 Methodology) ¹	Remove New Data Coordinators	FY 2009 Estimated House Distribution
		Update Contribution Rates: VRS, RHCC, GrpLf	Revised Special Ed Regional Tuition Projection	Update Sales Tax: Mid-year Reforecast	Update K-3 Class Size										
ACCOMACK	31,826,165	(82,349)	22,061	(41,181)	(7,018)	(218,928)	165,211	(165,211)	0	(3,921)	0	0	71,950	0	31,566,778
ALBEMARLE	48,161,182	(113,257)	(356)	(163,906)	(2,241)	67,903	231,457	(231,457)	(115,256)	(3,968)	0	0	(57,082)	0	47,773,019
ALLEGHANY	20,167,324	(55,963)	0	(11,616)	(2,464)	28,767	112,644	(112,644)	0	(5,529)	0	0	33,484	0	20,154,003
AMELIA	11,553,124	(31,820)	0	(11,416)	(1,619)	22,677	63,804	(63,804)	0	(458)	0	0	(30,457)	0	11,500,030
AMHERST	30,997,929	(84,980)	327,860	(25,003)	(3,486)	42,750	170,545	(170,545)	0	(6,526)	0	0	(31,087)	0	31,217,457
APPOMATTOX	15,588,625	(44,403)	77,069	(10,908)	(2,080)	(15,716)	85,699	(85,699)	0	45	0	0	5,445	0	15,598,077
ARLINGTON	50,503,606	(104,693)	0	(300,199)	(3,163)	68,024	219,788	(219,788)	0	0	0	0	(863,555)	0	49,300,020
AUGUSTA	64,652,887	(166,442)	42,928	(79,594)	(7,021)	85,471	359,873	(359,873)	0	(8,934)	0	0	(3,054)	0	64,516,242
BATH	2,214,145	(3,811)	0	(12,887)	(71)	2,551	7,244	(7,244)	0	0	0	0	(30,555)	0	2,169,372
BEDFORD	54,424,580	(161,021)	175,437	(69,972)	(3,439)	76,629	316,608	(316,608)	0	(2,206)	0	0	(14,840)	0	54,425,167
BLAND	6,431,507	(17,400)	371	(4,482)	(375)	15,266	33,522	(33,522)	0	(1,023)	0	0	(32,519)	0	6,391,344
BOTETOURT	28,172,956	(79,313)	(15,795)	(38,575)	(602)	43,881	157,087	(157,087)	(29,608)	(1,082)	0	0	799	0	28,052,661
BRUNSWICK	16,774,605	(44,935)	0	(13,273)	(3,424)	(137,397)	81,736	(81,736)	0	0	0	0	(753)	0	16,574,823
BUCHANAN	24,001,939	(66,291)	0	(18,106)	(3,752)	(275,468)	125,585	(125,585)	0	(1,555)	0	0	(68,430)	0	23,568,339
BUCKINGHAM	15,143,259	(38,803)	0	(11,203)	(1,768)	(58,803)	79,204	(79,204)	0	(606)	0	0	500	0	15,032,575
CAMPBELL	56,158,446	(150,056)	424,558	(42,740)	(7,196)	59,408	326,836	(326,836)	0	(8,619)	0	0	81,124	0	56,514,926
CAROLINE	23,642,132	(60,522)	(9,004)	(38,409)	(3,051)	(16,106)	127,630	(127,630)	0	(2,879)	0	0	(4,826)	0	23,507,336
CARROLL	26,632,296	(72,912)	(4,465)	(20,741)	(3,884)	(7,479)	147,583	(147,583)	0	(4,618)	0	0	1,438	0	26,519,635
CHARLES CITY	5,755,522	(15,320)	0	(7,301)	(709)	(27,963)	26,049	(26,049)	0	(1,948)	0	0	1,073	0	5,703,355
CHARLOTTE	16,575,906	(46,848)	0	(8,064)	(2,035)	7,725	85,817	(85,817)	0	(1,503)	0	0	4,007	0	16,529,189
CHESTERFIELD	325,069,930	(860,370)	(12,162)	(382,567)	(20,260)	536,292	1,926,981	(1,926,981)	0	(18,915)	0	0	182,727	0	324,494,675
CLARKE	8,501,323	(21,259)	283	(27,057)	0	12,547	43,948	(43,948)	(8,905)	0	0	0	(19,491)	0	8,437,442
CRAIG	5,355,198	(14,050)	(13,738)	(4,564)	(553)	16,262	27,276	(27,276)	0	0	0	0	(44,042)	0	5,294,513
CULPEPER	38,299,461	(104,271)	(3,343)	(58,599)	(3,657)	76,984	223,457	(223,457)	0	(3,966)	0	0	(64,450)	0	38,138,160
CUMBERLAND	10,628,257	(28,792)	0	(8,146)	(1,877)	838	54,850	(54,850)	0	0	0	0	32,417	0	10,622,697
DICKENSON	18,610,951	(49,529)	0	(8,650)	(2,671)	(177,930)	100,675	(100,675)	0	(2,938)	0	0	(46,983)	0	18,322,250
DINWIDDIE	31,982,156	(89,604)	0	(20,834)	(3,770)	55,983	180,409	(180,409)	0	(7,179)	0	0	4,349	0	31,921,102
ESSEX	10,014,284	(25,852)	0	(13,691)	(1,382)	4,548	48,636	(48,636)	0	(3,574)	0	0	12,313	0	9,986,647
FAIRFAX	475,945,264	(1,056,113)	0	(2,641,018)	(15,203)	558,398	2,299,511	(2,299,511)	(849,025)	(45,197)	0	0	(2,471,576)	0	469,425,529
FAUQUIER	39,350,172	(94,366)	(6,757)	(167,642)	(896)	54,720	193,831	(193,831)	(53,725)	(6,965)	0	0	(67,830)	0	39,006,711
FLOYD	13,168,183	(34,688)	0	(14,075)	(1,459)	17,576	69,443	(69,443)	0	(3,688)	0	0	(630)	0	13,131,219
FLUVANNA	22,253,084	(59,229)	(197,734)	(24,859)	(2,110)	47,050	115,553	(115,553)	(58,639)	(295)	0	0	2,322	0	21,959,590
FRANKLIN	43,200,642	(112,558)	4,696	(62,342)	(5,633)	70,594	225,443	(225,443)	0	(15,509)	0	0	30,561	0	43,110,452
FREDERICK	69,964,796	(186,146)	(335,593)	(98,544)	(5,976)	125,647	399,252	(399,252)	(198,110)	(779)	0	0	(47,758)	0	69,217,537
GILES	17,101,936	(50,749)	0	(13,667)	(2,236)	32,417	95,134	(95,134)	0	(3,244)	0	0	(47,815)	0	17,016,643
GLOUCESTER	34,222,724	(84,860)	(37,633)	(45,657)	(2,618)	40,625	192,360	(192,360)	0	(1,780)	0	0	(53,682)	0	34,037,118

HB 30 (House Amendments) Estimated Distributions for Direct Aid to Public Education

Division	Governor's Introduced FY 2009 Base (HB 30)	Technical Updates				2% Salary Adjustment for All Positions, effective 12/01/08 & Methodology Changes to Federal Revenue, Inflation & Prevailing Support Positions	Supplemental School Construction Grants	Prevailing Support Positions Adjustments Reprogrammed to Supplemental School Construction Grants	At Risk 16% Minimum Free Lunch	Update School Breakfast Base Year to FY 2006	Second Year Pay Raise to Reserve Fund	Correct First Year Special Education Dec 1 Child Count	VPI: Restore 100% Free Lunch (FY2008 Methodology) ¹	Remove New Data Coordinators	FY 2009 Estimated House Distribution
		Update Contribution Rates: VRS, RHCC, GrpLf	Revised Special Ed Regional Tuition Projection	Update Sales Tax: Mid-year Reforecast	Update K-3 Class Size										
GOOCHLAND	6,269,939	(11,767)	0	(37,125)	(328)	9,089	24,298	(24,298)	0	285	0	0	(46,165)	0	6,183,928
GRAYSON	15,550,124	(42,314)	(6,318)	(12,213)	(543)	(98,242)	78,273	(78,273)	0	(1,362)	0	0	(23,729)	0	15,365,403
GREENE	18,070,560	(47,305)	(70,350)	(17,862)	(1,844)	38,279	94,650	(94,650)	0	(2,284)	0	0	(10,566)	0	17,958,628
GREENSVILLE	12,340,019	(32,565)	(8,271)	(6,003)	(2,353)	(83,789)	67,067	(67,067)	0	(5,352)	0	0	26,958	0	12,228,645
HALIFAX	42,017,774	(113,644)	0	(29,426)	(6,584)	(49,241)	227,083	(227,083)	0	(5,173)	0	0	75,796	0	41,889,501
HANOVER	91,412,584	(245,386)	0	(156,521)	(2,284)	149,130	545,506	(545,506)	(122,978)	(3,461)	0	3,796,584	(17,207)	0	94,810,461
HENRICO	255,066,872	(695,317)	(5,935)	(434,272)	(21,991)	383,933	1,371,863	(1,371,863)	0	(41,512)	0	0	388,181	0	254,639,960
HENRY	52,613,731	(142,739)	158,114	(40,187)	(7,699)	(100,694)	289,748	(289,748)	0	(13,782)	0	0	236,075	0	52,702,819
HIGHLAND	2,087,577	(3,537)	0	(2,065)	0	(1,941)	9,212	(9,212)	0	(533)	0	0	(30,555)	0	2,048,946
ISLE OF WIGHT	30,651,630	(80,508)	119,823	(44,873)	(3,380)	53,347	167,384	(167,384)	0	(3,180)	0	0	56,600	0	30,749,458
JAMES CITY	41,220,931	(108,211)	(102,004)	(101,271)	(2,891)	66,353	223,501	(223,501)	0	0	0	0	(4,364)	0	40,968,543
KING GEORGE	21,408,305	(58,350)	0	(26,787)	(809)	34,579	119,031	(119,031)	(62,114)	0	0	0	(9,035)	0	21,285,788
KING QUEEN	5,738,068	(14,362)	0	(7,478)	(720)	3,569	25,941	(25,941)	0	(60)	0	0	18,899	0	5,737,916
KING WILLIAM	14,573,760	(44,085)	0	(11,916)	(1,471)	43,548	75,012	(75,012)	0	0	0	0	(39,224)	0	14,520,612
LANCASTER	3,973,098	(7,008)	0	(23,016)	(509)	(8,931)	14,948	(14,948)	0	(2,890)	0	0	(40,388)	0	3,890,357
LEE	29,711,999	(88,793)	0	(11,399)	(5,032)	(334,553)	150,628	(150,628)	0	0	0	0	(57,355)	0	29,214,867
LOUDOUN	191,503,633	(474,665)	0	(686,607)	(4,050)	308,960	1,128,692	(1,128,692)	(179,681)	(34,896)	0	0	(406,263)	0	190,026,432
LOUISA	21,066,146	(54,323)	13,868	(52,465)	(2,366)	31,189	109,080	(109,080)	0	(7,210)	0	0	3,236	0	20,998,075
LUNENBURG	12,318,941	(36,827)	0	(7,765)	(1,779)	(129,549)	65,479	(65,479)	0	(3,313)	0	0	11,005	0	12,150,712
MADISON	9,632,228	(23,756)	(4,654)	(20,128)	(804)	16,446	47,066	(47,066)	0	(1,144)	0	0	(31,270)	0	9,566,918
MATHEWS	6,095,992	(14,612)	0	(12,944)	(482)	12,066	30,305	(30,305)	0	(1,089)	0	0	(25,246)	0	6,053,686
MECKLENBURG	31,849,475	(87,510)	0	(24,750)	(4,668)	25,825	173,571	(173,571)	0	(3,474)	0	0	82,390	0	31,837,288
MIDDLESEX	4,654,358	(10,372)	(9,576)	(18,591)	(456)	(1,044)	19,942	(19,942)	0	(939)	0	0	(19,560)	0	4,593,820
MONTGOMERY	58,024,503	(164,667)	0	(78,029)	(7,058)	105,362	309,709	(309,709)	0	(7,304)	0	0	79,546	0	57,952,353
NELSON	9,974,132	(24,595)	(1,604)	(26,996)	(1,141)	8,831	46,097	(46,097)	0	(4,099)	0	0	(12,123)	0	9,912,405
NEW KENT	14,794,580	(39,362)	0	(23,367)	0	24,186	81,235	(81,235)	(18,812)	(875)	0	0	(36,244)	0	14,700,105
NORTHAMPTON	9,176,611	(21,948)	0	(21,669)	(1,606)	(37,406)	41,095	(41,095)	0	(2,287)	0	0	8,018	0	9,099,713
NORTHUMBERLAND	4,731,097	(9,279)	0	(23,098)	(448)	(19,884)	18,806	(18,806)	0	0	0	0	(40,609)	0	4,637,779
NOTTOWAY	17,185,596	(48,823)	0	(10,859)	(2,182)	(80,704)	88,164	(88,164)	0	(3,230)	0	0	39,562	0	17,079,360
ORANGE	27,150,678	(74,219)	29,895	(41,742)	(3,247)	53,108	147,470	(147,470)	0	(612)	0	0	(49,159)	0	27,064,702
PAGE	22,185,758	(62,045)	(66,562)	(22,405)	(2,730)	35,899	118,290	(118,290)	0	(1,796)	0	0	47,919	0	22,114,038
PATRICK	17,970,959	(49,417)	(974)	(12,760)	(1,731)	27,732	99,150	(99,150)	0	(1,960)	0	0	(20,087)	0	17,911,762
PITTSYLVANIA	63,003,359	(176,863)	(25,741)	(43,117)	(8,841)	111,064	347,135	(347,135)	0	(24,778)	0	0	92,133	0	62,927,216
POWHATAN	23,634,895	(67,128)	0	(32,413)	0	41,094	132,966	(132,966)	(19,621)	(2,210)	0	0	(24,452)	0	23,530,166
PRINCE EDWARD	17,861,072	(50,272)	0	(17,284)	(3,254)	(104,177)	94,432	(94,432)	0	0	0	0	84,572	0	17,770,656
PRINCE GEORGE	42,143,084	(122,369)	(1,952)	(26,960)	(4,389)	59,528	240,511	(240,511)	0	(6,680)	0	0	13,099	0	42,053,360

HB 30 (House Amendments) Estimated Distributions for Direct Aid to Public Education

Division	Governor's Introduced FY 2009 Base (HB 30)	Technical Updates				2% Salary Adjustment for All Positions, effective 12/01/08 & Methodology Changes to Federal Revenue, Inflation & Prevailing Support Positions	Supplemental School Construction Grants	Prevailing Support Positions Adjustments Reprogrammed to Supplemental School Construction Grants	At Risk 16% Minimum Free Lunch	Update School Breakfast Base Year to FY 2006	Second Year Pay Raise to Reserve Fund	Correct First Year Special Education Dec 1 Child Count	VPI: Restore 100% Free Lunch (FY2008 Methodology) ¹	Remove New Data Coordinators	FY 2009 Estimated House Distribution
		Update Contribution Rates: VRS, RHCC, GrpLf	Revised Special Ed Regional Tuition Projection	Update Sales Tax: Mid-year Reforecast	Update K-3 Class Size										
PRINCE WILLIAM	402,082,158	(1,109,100)	(277,119)	(620,272)	(29,561)	611,176	2,483,946	(2,483,946)	0	(49,007)	0	0	38,435	0	400,646,709
PULASKI	31,200,921	(86,579)	0	(27,482)	(4,039)	19,384	172,543	(172,543)	0	(2,177)	0	0	18,569	0	31,118,597
RAPPAHANNOCK	2,808,233	(4,715)	(3,038)	(19,548)	(99)	1,457	9,163	(9,163)	(3,132)	(450)	0	0	(30,555)	0	2,748,153
RICHMOND	7,532,222	(19,576)	0	(7,703)	(968)	12,714	39,177	(39,177)	0	(1,813)	0	0	1,937	0	7,516,813
ROANOKE	86,280,302	(229,998)	(589,731)	(106,824)	(3,426)	150,998	502,376	(502,376)	(140,727)	(13,992)	0	0	13,471	0	85,360,073
ROCKBRIDGE	13,325,593	(35,766)	0	(28,232)	(1,425)	22,694	68,142	(68,142)	0	(54)	0	0	(18,506)	0	13,264,303
ROCKINGHAM	69,036,838	(183,092)	(60,218)	(82,315)	(7,347)	121,112	386,961	(386,961)	0	(16,063)	0	0	62,783	0	68,871,699
RUSSELL	31,359,935	(89,166)	0	(18,027)	(4,867)	(76,116)	165,075	(165,075)	0	(1,986)	0	0	56,747	0	31,226,520
SCOTT	29,929,395	(88,253)	0	(13,563)	(3,832)	74,454	156,705	(156,705)	0	(5,261)	0	0	(49,805)	0	29,843,134
SHENANDOAH	33,483,127	(88,487)	138,721	(49,538)	(3,516)	49,040	182,098	(182,098)	0	(1,595)	0	0	24,188	0	33,551,940
SMYTH	36,543,708	(96,897)	6,599	(18,433)	(5,034)	35,663	196,751	(196,751)	0	0	0	0	7,809	0	36,473,415
SOUTHAMPTON	20,256,475	(54,167)	(12,154)	(18,165)	(2,338)	6,637	104,690	(104,690)	0	(1,335)	0	0	(9,958)	0	20,164,995
SPOTSYLVANIA	137,338,583	(371,442)	41,554	(180,174)	(8,605)	167,310	798,712	(798,712)	(383,317)	(16,074)	0	0	(42,128)	0	136,545,706
STAFFORD	140,720,187	(406,602)	(24,342)	(197,030)	(4,264)	172,767	855,886	(855,886)	(229,481)	(25,625)	0	0	(109,759)	0	139,895,850
SURRY	4,074,022	(8,205)	0	(15,002)	(678)	(8,101)	16,461	(16,461)	0	(2,661)	0	0	(14,837)	0	4,024,538
SUSSEX	10,000,438	(28,621)	(13,818)	(7,872)	(1,927)	(66,376)	49,146	(49,146)	0	(1,234)	0	0	(32,282)	0	9,848,308
TAZEWELL	45,479,029	(133,942)	0	(33,098)	(7,243)	(24,883)	261,280	(261,280)	0	(1,357)	0	0	13,501	0	45,292,007
WARREN	27,082,898	(69,679)	0	(49,608)	(2,344)	35,021	158,522	(158,522)	0	(3,552)	0	0	11,194	0	27,003,929
WASHINGTON	43,816,573	(112,871)	1,033	(49,183)	(5,400)	56,922	243,038	(243,038)	0	(10,218)	0	0	(14,135)	0	43,682,721
WESTMORELAND	9,400,586	(23,574)	0	(19,387)	(1,113)	2,870	41,794	(41,794)	0	(2,686)	0	0	45,502	0	9,402,198
WISE	47,391,651	(131,593)	0	(23,709)	(7,894)	61	275,965	(275,965)	0	(6,343)	0	0	18,887	0	47,241,060
WYTHE	27,127,230	(79,537)	(5,727)	(25,494)	(3,232)	26,662	151,033	(151,033)	0	(3,779)	0	0	(18,559)	0	27,017,564
YORK	68,184,785	(181,914)	(6,126)	(88,338)	(1,398)	95,052	399,414	(399,414)	(56,077)	(7,064)	0	0	(41,258)	0	67,897,663
ALEXANDRIA	32,919,583	(62,574)	0	(190,513)	(3,364)	(95,045)	129,993	(129,993)	0	(7,547)	0	0	(995,675)	0	31,564,865
BRISTOL	14,744,747	(38,322)	(14,533)	(18,271)	(2,482)	(82,043)	72,931	(72,931)	0	(1,567)	0	0	26,381	0	14,613,911
BUENA VISTA	8,177,379	(24,427)	0	(4,021)	(1,062)	20,170	45,794	(45,794)	0	(544)	0	0	(49,340)	0	8,118,155
CHARLOTTESVILLE	21,278,382	(37,917)	53,729	(66,329)	(2,655)	(159,866)	76,202	(76,202)	0	(1,185)	0	0	(22,997)	0	21,041,162
COLONIAL HEIGHTS	15,084,995	(42,446)	0	(25,075)	(786)	22,128	83,651	(83,651)	0	(1,459)	0	0	6,741	0	15,044,098
COVINGTON	5,930,712	(16,064)	0	(3,967)	(1,017)	(33,736)	31,596	(31,596)	0	(2,315)	0	0	29,928	0	5,903,540
DANVILLE	46,736,428	(118,894)	0	(34,830)	(13,069)	(474,128)	258,668	(258,668)	0	(7,726)	0	0	240,166	0	46,327,947
FALLS CHURCH	5,236,598	(11,065)	0	(31,658)	0	5,440	23,439	(23,439)	(1,671)	0	0	0	(19,155)	0	5,178,488
FREDERICKSBURG	7,424,693	(15,187)	(784)	(42,397)	(866)	(36,737)	29,864	(29,864)	0	(2,690)	0	0	(80,485)	0	7,245,548
GALAX	8,809,183	(23,762)	12,429	(5,849)	(1,976)	(5,463)	50,913	(50,913)	0	(1,315)	0	0	5,566	0	8,788,813
HAMPTON	149,859,438	(413,136)	433,772	(104,413)	(19,757)	68,390	857,061	(857,061)	0	(125,274)	0	0	393,105	0	150,092,125
HARRISONBURG	25,179,079	(64,373)	24,918	(33,050)	(4,326)	43,988	131,959	(131,959)	0	(6,259)	0	0	92,728	0	25,232,705
HOPEWELL	27,941,169	(77,893)	0	(16,479)	(5,537)	(16,673)	159,447	(159,447)	0	(5,434)	0	0	31,153	0	27,850,306

HB 30 (House Amendments) Estimated Distributions for Direct Aid to Public Education

Division	Governor's Introduced FY 2009 Base (HB 30)	Technical Updates				2% Salary Adjustment for All Positions, effective 12/01/08 & Methodology Changes to Federal Revenue, Inflation & Prevailing Support Positions	Supplemental School Construction Grants	Prevailing Support Positions Adjustments Reprogrammed to Supplemental School Construction Grants	At Risk 16% Minimum Free Lunch	Update School Breakfast Base Year to FY 2006	Second Year Pay Raise to Reserve Fund	Correct First Year Special Education Dec 1 Child Count	VPI: Restore 100% Free Lunch (FY2008 Methodology) ¹	Remove New Data Coordinators	FY 2009 Estimated House Distribution
		Update Contribution Rates: VRS, RHCC, Grplf	Revised Special Ed Regional Tuition Projection	Update Sales Tax: Mid-year Reforecast	Update K-3 Class Size										
LYNCHBURG	52,863,995	(145,849)	552,609	(64,875)	(9,728)	(237,338)	283,592	(283,592)	0	(10,117)	0	0	206,109	0	53,154,806
MARTINSVILLE	17,055,509	(45,359)	8,148	(12,727)	(4,173)	(54,515)	96,348	(96,348)	0	(5,013)	0	0	33,969	0	16,975,839
NEWPORT NEWS	199,780,885	(546,949)	(390)	(173,504)	(35,353)	(719,023)	1,101,802	(1,101,802)	0	(30,065)	0	0	723,829	0	198,999,430
NORFOLK	225,525,339	(598,733)	89,267	(178,677)	(48,802)	(1,627,690)	1,203,428	(1,203,428)	0	(34,862)	0	0	1,319,084	0	224,444,927
NORTON	4,996,145	(13,571)	0	(4,481)	(698)	(10,948)	28,293	(28,293)	0	(30)	0	0	(42,191)	0	4,924,226
PETERSBURG	34,225,575	(97,049)	(1,596)	(16,773)	(7,220)	(534,547)	188,003	(188,003)	0	(9,062)	0	0	162,273	0	33,721,601
PORTSMOUTH	104,845,070	(278,108)	(384,792)	(54,779)	(21,687)	135,888	574,255	(574,255)	0	(31,128)	0	0	556,964	0	104,767,428
RADFORD	9,770,116	(28,214)	0	(7,467)	(1,044)	17,576	57,153	(57,153)	0	(941)	0	0	(19,270)	0	9,730,755
RICHMOND CITY	146,494,038	(352,023)	(290)	(250,868)	(40,172)	(1,503,859)	678,732	(678,732)	0	(56,468)	0	(265)	1,220,880	0	145,510,973
ROANOKE CITY	79,094,770	(201,633)	(72,819)	(90,383)	(18,505)	(779,860)	415,740	(415,740)	0	(10,725)	0	0	335,906	0	78,256,751
STAUNTON	18,425,773	(42,723)	(2,117)	(30,480)	(2,378)	(1,450)	76,460	(76,460)	0	(5,278)	0	0	11,589	0	18,352,935
SUFFOLK	87,104,242	(228,480)	42,942	(94,603)	(10,563)	109,168	483,254	(483,254)	0	(22,445)	0	0	304,248	0	87,204,509
VIRGINIA BEACH	395,009,807	(1,051,629)	(805,846)	(593,884)	(28,226)	363,084	2,188,768	(2,188,768)	0	(33,905)	0	0	(9,419)	0	392,849,982
WAYNESBORO	17,468,312	(48,267)	(768)	(22,979)	(3,049)	(29,606)	99,462	(99,462)	0	(3,203)	0	0	34,754	0	17,395,194
WILLIAMSBURG	3,513,447	(3,552)	(1,577)	(12,719)	(126)	1,781	7,253	(7,253)	0	(9,195)	0	0	(24,855)	0	3,463,204
WINCHESTER	17,048,580	(43,231)	46,517	(41,084)	(2,272)	26,942	90,498	(90,498)	0	(3,689)	0	0	17,888	0	17,049,652
FAIRFAX CITY	7,518,611	(14,924)	0	(47,851)	(279)	11,417	34,872	(34,872)	(12,887)	0	0	0	(59,645)	0	7,394,442
FRANKLIN CITY	9,540,456	(24,481)	45,789	(6,632)	(1,695)	(131,024)	48,651	(48,651)	0	0	0	0	20,162	0	9,442,574
CHESAPEAKE CITY	245,048,985	(650,047)	(589,210)	(269,462)	(15,733)	259,628	1,335,482	(1,335,482)	0	(28,971)	0	0	240,387	0	243,995,577
LEXINGTON	3,393,276	(8,996)	0	(4,579)	(364)	6,788	18,385	(18,385)	0	13	0	0	(36,409)	0	3,349,730
EMPORIA	6,718,455	(18,622)	0	(5,181)	(1,774)	(37,740)	36,475	(36,475)	0	0	0	0	15,057	0	6,670,195
SALEM	21,209,731	(58,892)	(10,972)	(25,491)	(1,504)	32,326	125,478	(125,478)	0	(1,284)	0	0	(26,237)	0	21,117,678
BEDFORD CITY	5,438,768	(15,037)	0	(4,345)	(773)	5,813	32,145	(32,145)	0	0	0	0	10,312	0	5,434,737
POQUOSON	13,592,064	(36,555)	18,483	(15,206)	0	15,401	81,860	(81,860)	(6,003)	(5,422)	0	0	(18,320)	0	13,544,441
MANASSAS CITY	34,412,024	(89,071)	(20,565)	(68,558)	(3,245)	32,103	201,531	(201,531)	0	(9,494)	0	0	(23,228)	0	34,229,965
MANASSAS PARK	15,334,040	(41,377)	(23,570)	(16,693)	(2,261)	25,790	91,396	(91,396)	0	(4,542)	0	0	9,746	0	15,281,132
COLONIAL BEACH	3,611,778	(9,819)	(8,094)	(3,798)	(199)	(45,533)	17,159	(17,159)	0	0	0	0	(35,701)	0	3,508,635
WEST POINT	5,606,773	(17,067)	(92,604)	(3,102)	0	12,499	30,154	(30,154)	(9,634)	0	0	0	(24,715)	0	5,472,151
TOTAL:	6,439,134,404	(16,952,612)	(1,049,848)	(11,084,882)	(668,639)	(2,085,282)	35,241,045	(35,241,045)	(2,559,403)	(1,010,024)	0	3,796,319	1,276,006	0	6,408,796,040

Note: This analysis includes state funds for the Standards of Quality, Incentive, Categorical, and School Facilities service areas. Federal funds are not included in this analysis.

¹ Does not reflect non-participation savings

HB 30 (House Amendments) Estimated Distributions for Direct Aid to Public Education

Division	Governor's Introduced FY 2010 Base (HB 30)	Technical Updates				2% Salary Adjustment for All Positions, effective 12/01/08 & Methodology Changes to Federal Revenue, Inflation & Prevailing Support Positions	Supplemental School Construction Grants	Prevailing Support Positions Adjustments Reprogrammed to Supplemental School Construction Grants	At Risk 16% Minimum Free Lunch	Update School Breakfast Base Year to FY 2006	Second Year Pay Raise to Reserve Fund	Correct First Year Special Education Dec 1 Child Count	VPI: Restore 100% Free Lunch (FY2008 Methodology) ¹	Remove New Data Coordinators	FY 2010 Estimated House Distribution
		Update Contribution Rates: VRS, RHCC, GrpLf	Revised Special Ed Regional Tuition Projection	Update Sales Tax: Mid-year Reforecast	Update K-3 Class Size										
ACCOMACK	32,235,761	(87,604)	21,821	(54,862)	(6,776)	(53,605)	165,918	(165,918)	0	(3,898)	(642,346)	0	(2,847)	0	31,405,643
ALBEMARLE	49,710,196	(113,591)	8,946	(218,568)	(2,058)	291,538	242,886	(242,886)	(115,558)	(3,978)	(897,576)	0	(129,628)	0	48,529,724
ALLEGHANY	20,586,946	(55,597)	0	(15,473)	(2,064)	131,639	119,788	(119,788)	0	(5,513)	(432,614)	0	(3,536)	0	20,203,787
AMELIA	12,007,297	(30,887)	0	(15,222)	(1,230)	85,232	69,046	(69,046)	0	(314)	(247,792)	0	(48,901)	0	11,748,183
AMHERST	31,738,128	(81,403)	368,119	(33,317)	(3,479)	204,783	180,127	(180,127)	0	(6,575)	(659,808)	0	(81,034)	0	31,445,414
APPOMATTOX	16,006,076	(44,354)	61,928	(14,528)	(1,559)	68,225	89,651	(89,651)	0	44	(335,393)	0	(25,362)	0	15,715,078
ARLINGTON	52,688,039	(108,960)	0	(400,316)	(2,985)	268,914	234,779	(234,779)	0	0	(807,090)	0	(1,190,465)	0	50,447,137
AUGUSTA	66,501,679	(174,216)	56,375	(106,139)	(6,256)	431,499	373,192	(373,192)	0	(7,021)	(1,339,636)	0	(103,824)	0	65,252,461
BATH	2,240,687	(3,706)	0	(17,179)	(68)	10,052	7,358	(7,358)	0	0	(30,530)	0	(30,555)	0	2,168,701
BEDFORD	55,821,164	(147,965)	170,352	(93,169)	(3,538)	351,922	334,970	(334,970)	0	(1,779)	(1,136,978)	0	(76,657)	0	54,883,351
BLAND	6,582,962	(17,428)	730	(6,013)	(377)	50,778	35,470	(35,470)	0	(1,043)	(139,167)	0	(32,519)	0	6,437,923
BOTETOURT	29,158,480	(76,890)	(20,201)	(51,440)	(607)	192,673	165,995	(165,995)	(29,857)	(1,090)	(611,810)	0	(16,556)	0	28,542,702
BRUNSWICK	17,218,203	(48,280)	0	(17,661)	(3,692)	(45,806)	84,447	(84,447)	0	0	(360,538)	0	(41,651)	0	16,700,575
BUCHANAN	24,095,183	(64,690)	0	(24,222)	(3,984)	(147,467)	129,655	(129,655)	0	(1,532)	(493,163)	0	(100,961)	0	23,259,163
BUCKINGHAM	15,223,560	(37,903)	0	(14,923)	(1,728)	18,316	80,849	(80,849)	0	(594)	(312,932)	0	(35,542)	0	14,838,254
CAMPBELL	57,445,192	(155,917)	494,898	(56,967)	(5,977)	345,912	339,836	(339,836)	0	(8,749)	(1,179,130)	0	(29,755)	(45,751)	56,803,756
CAROLINE	24,570,063	(61,390)	(14,476)	(51,219)	(3,003)	105,760	136,444	(136,444)	0	(1,669)	(492,217)	0	(52,324)	(36,910)	23,962,615
CARROLL	27,191,365	(75,511)	(10,997)	(27,612)	(3,044)	134,345	153,272	(153,272)	0	(4,621)	(565,021)	0	(64,183)	(44,963)	26,529,758
CHARLES CITY	5,960,850	(14,509)	0	(9,736)	(713)	1,513	27,701	(27,701)	0	(1,914)	(119,775)	0	(6,851)	(34,855)	5,774,010
CHARLOTTE	16,864,300	(44,753)	0	(10,761)	(1,659)	91,762	89,917	(89,917)	0	(1,770)	(345,075)	0	(33,927)	0	16,518,117
CHESTERFIELD	338,119,553	(913,140)	(12,803)	(510,154)	(20,051)	2,300,409	2,045,428	(2,045,428)	0	(19,377)	(7,011,818)	0	(178,835)	(39,132)	331,714,652
CLARKE	8,789,016	(19,721)	4,786	(36,081)	0	52,013	46,839	(46,839)	(8,983)	0	(161,962)	0	(19,491)	0	8,599,577
CRAIG	5,654,263	(15,185)	(11,797)	(6,088)	(570)	46,559	29,013	(29,013)	0	0	(119,599)	0	(44,042)	(43,051)	5,460,489
CULPEPER	40,546,049	(103,440)	(15,653)	(78,141)	(3,273)	280,854	243,761	(243,761)	0	(3,219)	(820,269)	0	(97,645)	(34,551)	39,670,712
CUMBERLAND	10,976,836	(30,082)	0	(10,862)	(1,574)	56,156	57,058	(57,058)	0	0	(219,805)	0	1,480	0	10,772,149
DICKENSON	19,041,379	(51,441)	0	(11,457)	(2,080)	(75,700)	106,369	(106,369)	0	(2,938)	(407,541)	0	(72,530)	0	18,417,692
DINWIDDIE	33,210,939	(90,866)	0	(27,782)	(3,286)	224,520	191,255	(191,255)	0	(6,669)	(695,075)	0	(42,525)	0	32,569,256
ESSEX	10,308,174	(23,914)	0	(18,328)	(1,383)	51,294	51,351	(51,351)	0	(3,658)	(191,278)	0	(11,828)	0	10,109,079
FAIRFAX	495,621,243	(1,063,358)	0	(3,521,806)	(13,731)	2,528,693	2,429,870	(2,429,870)	(854,886)	(45,473)	(8,114,782)	0	(3,475,498)	(106,761)	480,953,640
FAUQUIER	41,150,471	(92,092)	(8,391)	(223,552)	(857)	227,749	207,727	(207,727)	(54,506)	(7,090)	(731,743)	0	(91,249)	(20,045)	40,148,695
FLOYD	13,465,557	(34,510)	0	(18,756)	(1,230)	86,767	72,282	(72,282)	0	(3,784)	(278,103)	0	(24,327)	0	13,191,614
FLUVANNA	23,332,135	(57,743)	(359,015)	(33,149)	(2,151)	165,990	123,031	(123,031)	(59,505)	(304)	(468,562)	0	(24,077)	0	22,493,619
FRANKLIN	44,783,517	(117,996)	(30,219)	(83,132)	(5,356)	298,972	237,387	(237,387)	0	(15,973)	(891,032)	0	(58,574)	0	43,880,208
FREDERICK	73,746,051	(183,929)	(496,099)	(131,410)	(6,149)	497,910	443,517	(443,517)	(203,691)	(806)	(1,508,213)	0	(117,531)	0	71,596,133
GILES	17,587,368	(49,041)	0	(18,212)	(2,236)	126,013	100,597	(100,597)	0	(3,266)	(376,462)	0	(62,944)	(44,365)	17,156,854
GLOUCESTER	34,927,263	(84,333)	(50,740)	(60,878)	(2,602)	217,677	200,014	(200,014)	0	(1,767)	(704,274)	0	(76,602)	0	34,163,744

HB 30 (House Amendments) Estimated Distributions for Direct Aid to Public Education

Division	Governor's Introduced FY 2010 Base (HB 30)	Technical Updates				2% Salary Adjustment for All Positions, effective 12/01/08 & Methodology Changes to Federal Revenue, Inflation & Prevailing Support Positions	Supplemental School Construction Grants	Prevailing Support Positions Adjustments Reprogrammed to Supplemental School Construction Grants	At Risk 16% Minimum Free Lunch	Update School Breakfast Base Year to FY 2006	Second Year Pay Raise to Reserve Fund	Correct First Year Special Education Dec 1 Child Count	VPI: Restore 100% Free Lunch (FY2008 Methodology) ¹	Remove New Data Coordinators	FY 2010 Estimated House Distribution
		Update Contribution Rates: VRS, RHCC, GrpLf	Revised Special Ed Regional Tuition Projection	Update Sales Tax: Mid-year Reforecast	Update K-3 Class Size										
GOOCHLAND	6,620,975	(12,639)	0	(49,507)	(339)	33,575	26,503	(26,503)	0	294	(98,478)	0	(65,395)	0	6,428,487
GRAYSON	15,875,444	(43,548)	(21,265)	(16,279)	(556)	(13,848)	81,739	(81,739)	0	(1,316)	(338,859)	0	(48,818)	(44,144)	15,346,811
GREENE	18,761,335	(49,753)	(106,508)	(23,818)	(1,866)	133,738	98,973	(98,973)	0	(2,364)	(380,015)	0	(38,897)	0	18,291,850
GREENSVILLE	12,733,811	(34,084)	(13,223)	(8,006)	(2,366)	(21,943)	71,350	(71,350)	0	(5,360)	(253,682)	0	(1,434)	0	12,393,714
HALIFAX	42,803,248	(121,719)	0	(39,208)	(5,494)	174,518	232,786	(232,786)	0	(5,162)	(901,255)	0	(26,853)	0	41,878,074
HANOVER	94,668,314	(247,940)	0	(208,723)	(2,307)	651,740	590,268	(590,268)	(124,170)	(3,132)	(1,904,205)	0	(61,759)	0	92,767,819
HENRICO	264,893,866	(703,974)	(8,124)	(579,103)	(20,019)	1,689,569	1,450,349	(1,450,349)	0	(42,159)	(5,333,918)	0	(70,322)	(67,834)	259,757,982
HENRY	53,267,807	(134,941)	261,229	(53,553)	(7,091)	171,166	297,652	(297,652)	0	(13,599)	(1,076,319)	0	64,514	0	52,479,214
HIGHLAND	2,057,079	(3,494)	0	(2,749)	(20)	4,627	9,162	(9,162)	0	(609)	(25,078)	0	(30,555)	0	1,999,201
ISLE OF WIGHT	31,705,603	(84,624)	112,259	(59,839)	(2,863)	213,679	176,670	(176,670)	0	(3,285)	(624,662)	0	(3,976)	0	31,252,293
JAMES CITY	42,954,408	(114,660)	(94,531)	(135,045)	(2,795)	272,365	235,156	(235,156)	0	0	(838,104)	0	(43,841)	0	41,997,796
KING GEORGE	22,887,421	(61,157)	0	(35,720)	(847)	150,601	132,072	(132,072)	(65,034)	0	(453,467)	0	(21,741)	0	22,400,056
KING QUEEN	6,110,590	(14,461)	0	(9,973)	(750)	34,027	28,583	(28,583)	0	(58)	(123,374)	0	(1,905)	0	5,994,097
KING WILLIAM	15,508,394	(45,880)	0	(15,889)	(1,527)	131,088	81,731	(81,731)	0	0	(349,040)	0	(48,838)	(42,286)	15,136,021
LANCASTER	4,085,722	(7,237)	0	(30,706)	(504)	4,955	15,266	(15,266)	0	(2,700)	(55,213)	0	(57,363)	0	3,936,954
LEE	29,886,096	(84,264)	0	(15,147)	(4,865)	(174,136)	154,415	(154,415)	0	0	(643,383)	0	(63,091)	0	28,901,210
LOUDOUN	208,867,907	(529,423)	0	(915,592)	(3,908)	1,298,928	1,260,875	(1,260,875)	(192,494)	(36,282)	(3,963,806)	0	(672,831)	0	203,852,499
LOUISA	22,245,399	(53,739)	16,206	(69,963)	(1,977)	136,029	120,251	(120,251)	0	(7,315)	(419,793)	0	(57,576)	0	21,787,271
LUNENBURG	12,450,556	(35,099)	0	(10,452)	(1,745)	(64,453)	67,043	(67,043)	0	(3,377)	(257,160)	0	(21,041)	(46,988)	12,010,241
MADISON	9,914,514	(24,808)	(10,909)	(26,842)	(806)	65,065	49,987	(49,987)	0	(1,143)	(196,340)	0	(31,270)	0	9,687,462
MATHEWS	6,308,943	(15,414)	0	(17,259)	(484)	43,621	32,597	(32,597)	0	(1,125)	(122,573)	0	(27,901)	(27,819)	6,139,988
MECKLENBURG	32,518,719	(86,819)	0	(33,007)	(4,788)	191,674	182,339	(182,339)	0	(3,436)	(678,200)	0	(9,853)	0	31,894,290
MIDDLESEX	4,770,834	(10,326)	(12,381)	(24,799)	(450)	19,182	20,615	(20,615)	0	(961)	(80,066)	0	(26,350)	(19,205)	4,615,478
MONTGOMERY	59,964,815	(153,287)	0	(104,052)	(7,094)	412,769	325,712	(325,712)	0	(7,363)	(1,241,250)	0	(49,903)	(77,679)	58,736,955
NELSON	10,466,955	(26,143)	609	(36,000)	(876)	57,197	48,823	(48,823)	0	(4,248)	(190,660)	0	(29,098)	0	10,237,735
NEW KENT	15,441,771	(41,782)	0	(31,161)	0	103,710	86,639	(86,639)	(19,197)	(895)	(319,179)	0	(36,244)	0	15,097,023
NORTHAMPTON	9,252,875	(21,354)	0	(28,831)	(1,566)	7,722	42,703	(42,703)	0	(2,279)	(174,357)	0	(11,426)	0	9,020,784
NORTHUMBERLAND	4,833,791	(9,479)	0	(30,821)	(330)	(1,171)	19,254	(19,254)	0	0	(71,000)	0	(62,843)	0	4,658,148
NOTTOWAY	17,817,347	(47,536)	0	(14,479)	(2,754)	12,368	94,311	(94,311)	0	(3,135)	(388,547)	0	2,597	0	17,375,861
ORANGE	29,034,097	(74,714)	43,629	(55,663)	(3,045)	199,363	161,283	(161,283)	0	0	(580,942)	0	(72,590)	(33,458)	28,456,677
PAGE	22,794,786	(59,657)	(27,097)	(29,866)	(2,732)	150,783	123,784	(123,784)	0	(1,806)	(461,432)	0	(2,384)	0	22,360,594
PATRICK	18,423,882	(49,469)	(1,512)	(17,026)	(2,015)	122,151	104,821	(104,821)	0	(1,959)	(385,633)	0	(44,252)	0	18,044,166
PITTSYLVANIA	64,668,224	(176,768)	(25,780)	(57,448)	(7,760)	451,154	363,152	(363,152)	0	(24,930)	(1,373,570)	0	(56,976)	0	63,396,145
POWHATAN	24,641,606	(65,504)	0	(43,222)	0	168,207	144,923	(144,923)	(19,992)	(2,164)	(523,360)	0	(29,341)	0	24,126,230
PRINCE EDWARD	18,043,031	(49,310)	0	(23,085)	(3,192)	(13,010)	97,757	(97,757)	0	0	(361,443)	0	13,927	0	17,606,918
PRINCE GEORGE	43,851,750	(124,191)	(549)	(35,951)	(4,442)	284,726	255,053	(255,053)	0	(6,066)	(937,621)	0	(84,244)	(46,743)	42,896,670

HB 30 (House Amendments) Estimated Distributions for Direct Aid to Public Education

Division	Governor's Introduced FY 2010 Base (HB 30)	Technical Updates				2% Salary Adjustment for All Positions, effective 12/01/08 & Methodology Changes to Federal Revenue, Inflation & Prevailing Support Positions	Supplemental School Construction Grants	Prevailing Support Positions Adjustments Reprogrammed to Supplemental School Construction Grants	At Risk 16% Minimum Free Lunch	Update School Breakfast Base Year to FY 2006	Second Year Pay Raise to Reserve Fund	Correct First Year Special Education Dec 1 Child Count	VPI: Restore 100% Free Lunch (FY2008 Methodology) ¹	Remove New Data Coordinators	FY 2010 Estimated House Distribution
		Update Contribution Rates: VRS, RHCC, Grplf	Revised Special Ed Regional Tuition Projection	Update Sales Tax: Mid-year Reforecast	Update K-3 Class Size										
PRINCE WILLIAM	426,306,097	(1,150,280)	(618,992)	(827,136)	(27,197)	2,755,814	2,699,180	(2,699,180)	0	(51,091)	(8,581,133)	0	(664,617)	(36,186)	417,105,279
PULASKI	31,849,726	(86,010)	0	(36,621)	(3,121)	182,089	183,446	(183,446)	0	(1,890)	(651,274)	0	(35,716)	0	31,217,184
RAPPAHANNOCK	2,855,022	(4,360)	(8,189)	(26,085)	(144)	10,433	9,127	(9,127)	(3,020)	(465)	(34,618)	0	(30,555)	0	2,758,020
RICHMOND	7,684,373	(19,454)	0	(10,278)	(722)	52,111	41,193	(41,193)	0	(1,805)	(156,601)	0	(7,043)	0	7,540,581
ROANOKE	89,159,492	(241,683)	(638,127)	(142,450)	(3,450)	620,762	511,467	(511,467)	(141,657)	(14,110)	(1,871,693)	0	(64,728)	0	86,662,357
ROCKBRIDGE	13,490,676	(35,100)	0	(37,655)	(1,401)	88,202	70,871	(70,871)	0	(53)	(262,763)	0	(36,391)	0	13,205,516
ROCKINGHAM	72,053,403	(202,067)	(91,554)	(109,767)	(7,460)	492,968	415,886	(415,886)	0	(16,346)	(1,435,014)	0	(87,059)	0	70,597,104
RUSSELL	32,546,089	(93,620)	0	(24,038)	(4,909)	100,420	172,351	(172,351)	0	(1,994)	(709,966)	0	(18,541)	(47,310)	31,746,131
SCOTT	31,084,436	(86,242)	0	(18,086)	(3,761)	241,970	170,128	(170,128)	0	(5,383)	(660,748)	0	(49,805)	0	30,502,381
SHENANDOAH	34,696,556	(89,494)	229,377	(66,059)	(3,298)	221,928	192,595	(192,595)	0	(1,621)	(680,714)	0	(29,540)	0	34,277,135
SMYTH	37,361,072	(100,284)	28,292	(24,462)	(4,182)	228,503	204,699	(204,699)	0	0	(763,442)	0	(62,596)	0	36,662,901
SOUTHAMPTON	20,860,686	(54,284)	(3,271)	(24,223)	(2,069)	109,793	112,241	(112,241)	0	(1,279)	(422,980)	0	(35,149)	0	20,427,224
SPOTSYLVANIA	142,954,148	(407,895)	33,889	(240,262)	(8,443)	890,257	855,232	(855,232)	(388,329)	(16,418)	(2,932,476)	0	(163,159)	(38,490)	139,682,822
STAFFORD	145,277,411	(409,505)	(44,042)	(262,741)	(4,284)	917,012	918,860	(918,860)	(230,533)	(26,066)	(3,051,402)	0	(169,439)	(38,893)	141,957,518
SURRY	4,116,794	(8,583)	0	(20,011)	(563)	8,192	16,473	(16,473)	0	(2,554)	(66,251)	0	(33,297)	0	3,993,727
SUSSEX	10,132,806	(27,306)	(18,290)	(10,466)	(1,897)	(15,108)	50,958	(50,958)	0	(687)	(201,939)	0	(51,833)	(42,997)	9,762,283
TAZEWELL	46,421,485	(122,747)	0	(44,042)	(6,381)	211,671	277,693	(277,693)	0	(1,352)	(973,006)	0	(59,505)	(45,876)	45,380,247
WARREN	27,884,925	(72,912)	0	(66,152)	(2,350)	175,793	166,150	(166,150)	0	(3,598)	(561,192)	0	(21,073)	0	27,333,440
WASHINGTON	45,176,711	(113,427)	4,296	(65,586)	(4,422)	280,205	255,561	(255,561)	0	(10,250)	(900,454)	0	(87,194)	0	44,279,880
WESTMORELAND	9,554,350	(23,176)	0	(25,842)	(1,093)	48,669	43,473	(43,473)	0	(2,555)	(185,270)	0	7,513	0	9,372,596
WISE	48,445,695	(147,512)	0	(31,613)	(7,144)	257,466	287,386	(287,386)	0	(6,376)	(1,022,219)	0	(70,208)	0	47,418,089
WYTHE	27,982,401	(79,957)	(13,654)	(33,996)	(2,585)	173,786	160,643	(160,643)	0	(3,806)	(589,135)	0	(53,703)	0	27,379,351
YORK	70,554,477	(191,806)	(9,888)	(117,798)	(1,411)	461,702	426,773	(426,773)	(56,541)	(7,078)	(1,467,365)	0	(84,483)	0	69,079,810
ALEXANDRIA	34,770,875	(63,027)	0	(254,050)	(3,126)	17,883	135,965	(135,965)	0	(7,356)	(473,923)	0	(1,407,360)	(13,019)	32,566,897
BRISTOL	15,050,085	(38,130)	(21,571)	(24,355)	(2,467)	(11,770)	76,763	(76,763)	0	(1,556)	(290,095)	0	(3,724)	0	14,656,416
BUENA VISTA	8,445,575	(23,697)	0	(5,362)	(1,073)	65,292	49,481	(49,481)	0	(563)	(180,842)	0	(49,340)	0	8,249,990
CHARLOTTESVILLE	21,897,194	(37,219)	62,905	(88,428)	(2,338)	(85,199)	78,672	(78,672)	0	(1,395)	(288,110)	0	(110,440)	(23,321)	21,323,648
COLONIAL HEIGHTS	15,674,799	(44,714)	0	(33,438)	(796)	102,699	87,569	(87,569)	0	(1,479)	(319,343)	0	(13,260)	0	15,364,467
COVINGTON	6,216,134	(17,734)	0	(5,292)	(832)	(211)	33,852	(33,852)	0	(2,236)	(130,011)	0	6,343	0	6,066,161
DANVILLE	47,423,892	(122,556)	0	(46,629)	(12,904)	(250,901)	263,640	(263,640)	0	(7,475)	(879,144)	0	68,932	0	46,173,214
FALLS CHURCH	5,462,849	(11,231)	0	(42,217)	0	25,684	25,471	(25,471)	(1,698)	0	(84,078)	0	(22,550)	0	5,326,759
FREDERICKSBURG	7,858,426	(15,722)	(1,073)	(56,536)	(852)	(9,632)	31,780	(31,780)	0	(2,677)	(116,898)	0	(109,757)	(12,533)	7,532,747
GALAX	9,144,734	(25,156)	28,054	(7,801)	(1,999)	42,023	53,290	(53,290)	0	(1,306)	(187,784)	0	(5,262)	0	8,985,502
HAMPTON	152,181,849	(408,418)	734,492	(141,187)	(18,592)	856,294	880,073	(880,073)	0	(125,306)	(3,168,422)	0	(51,013)	(140,406)	149,719,291
HARRISONBURG	26,251,928	(65,246)	185,781	(44,073)	(3,947)	168,387	139,476	(139,476)	0	(6,411)	(505,494)	0	4,128	0	25,985,053
HOPEWELL	29,125,539	(75,576)	0	(21,976)	(5,587)	135,336	172,008	(172,008)	0	(5,468)	(600,038)	0	(44,335)	0	28,507,895

HB 30 (House Amendments) Estimated Distributions for Direct Aid to Public Education

Division	Governor's Introduced FY 2010 Base (HB 30)	Technical Updates				2% Salary Adjustment for All Positions, effective 12/01/08 & Methodology Changes to Federal Revenue, Inflation & Prevailing Support Positions	Supplemental School Construction Grants	Prevailing Support Positions Adjustments Reprogrammed to Supplemental School Construction Grants	At Risk 16% Minimum Free Lunch	Update School Breakfast Base Year to FY 2006	Second Year Pay Raise to Reserve Fund	Correct First Year Special Education Dec 1 Child Count	VPI: Restore 100% Free Lunch (FY2008 Methodology) ¹	Remove New Data Coordinators	FY 2010 Estimated House Distribution
		Update Contribution Rates: VRS, RHCC, GrpLf	Revised Special Ed Regional Tuition Projection	Update Sales Tax: Mid-year Reforecast	Update K-3 Class Size										
LYNCHBURG	54,026,135	(144,458)	605,848	(86,420)	(9,334)	29,716	296,934	(296,934)	0	(10,099)	(1,060,090)	0	65,879	0	53,417,176
MARTINSVILLE	17,408,299	(47,129)	12,619	(17,013)	(3,566)	30,860	99,963	(99,963)	0	(4,860)	(352,834)	0	2,395	0	17,028,771
NEWPORT NEWS	201,510,923	(492,095)	9,126	(232,086)	(33,161)	262,813	1,125,230	(1,125,230)	0	(29,674)	(3,973,968)	0	(22,729)	0	196,999,149
NORFOLK	229,708,114	(587,777)	67,660	(238,164)	(46,062)	(511,618)	1,264,945	(1,264,945)	0	(37,636)	(4,346,196)	0	132,443	(88,538)	224,052,225
NORTON	5,333,696	(14,269)	0	(5,975)	(726)	15,712	30,751	(30,751)	0	(31)	(109,487)	0	(42,191)	(41,241)	5,135,489
PETERSBURG	34,135,146	(97,804)	(2,937)	(22,297)	(6,630)	(335,962)	189,917	(189,917)	0	(8,957)	(703,643)	0	39,420	(47,734)	32,948,602
PORTSMOUTH	105,981,877	(272,632)	(471,036)	(73,013)	(20,826)	657,873	587,706	(587,706)	0	(30,564)	(2,092,507)	0	151,073	(47,107)	103,783,138
RADFORD	10,110,049	(29,684)	0	(9,957)	(1,408)	71,031	59,766	(59,766)	0	(939)	(215,274)	0	(15,189)	0	9,908,629
RICHMOND CITY	148,295,586	(343,961)	(2,416)	(334,301)	(38,324)	(842,400)	684,862	(684,862)	0	(55,469)	(2,572,153)	0	526,396	(102,594)	144,530,099
ROANOKE CITY	80,325,923	(199,180)	(161,529)	(120,875)	(17,841)	(377,052)	427,008	(427,008)	0	(10,625)	(1,566,789)	0	79,884	(39,294)	77,912,622
STAUNTON	19,010,955	(42,410)	17,976	(40,699)	(2,088)	80,387	81,243	(81,243)	0	(5,405)	(321,428)	0	(21,137)	0	18,676,151
SUFFOLK	90,109,265	(229,427)	44,149	(126,154)	(9,632)	541,509	507,309	(507,309)	0	(22,603)	(1,802,913)	0	52,915	(41,904)	88,515,205
VIRGINIA BEACH	401,704,957	(1,035,990)	(923,044)	(791,391)	(26,112)	2,289,099	2,280,518	(2,280,518)	0	(33,278)	(7,875,820)	0	(899,265)	0	392,409,156
WAYNESBORO	18,014,215	(48,507)	(1,227)	(30,643)	(2,939)	57,173	104,130	(104,130)	0	(3,193)	(362,000)	0	(16,503)	(39,831)	17,566,545
WILLIAMSBURG	3,600,774	(3,403)	(5,236)	(16,979)	(125)	8,384	7,445	(7,445)	0	(9,091)	(27,550)	0	(24,855)	(2,389)	3,519,530
WINCHESTER	17,500,349	(43,162)	89,806	(54,740)	(2,264)	105,425	93,322	(93,322)	0	(3,721)	(324,144)	0	(27,777)	0	17,239,772
FAIRFAX CITY	7,875,072	(15,771)	0	(63,809)	(277)	43,594	37,251	(37,251)	(13,055)	0	(124,135)	0	(83,410)	0	7,618,208
FRANKLIN CITY	9,717,280	(23,172)	123,373	(8,934)	(1,667)	(84,363)	49,744	(49,744)	0	0	(181,255)	0	(7,058)	0	9,534,204
CHESAPEAKE CITY	251,282,628	(674,403)	(880,095)	(362,308)	(14,977)	1,499,133	1,403,685	(1,403,685)	0	(28,739)	(5,062,849)	0	(110,564)	(83,306)	245,564,519
LEXINGTON	3,468,280	(8,601)	0	(6,121)	(363)	23,335	19,148	(19,148)	0	67	(69,038)	0	(36,409)	0	3,371,151
EMPORIA	6,954,771	(18,796)	0	(6,908)	(1,540)	(820)	38,933	(38,933)	0	0	(141,166)	0	(5,109)	0	6,780,432
SALEM	21,842,947	(59,044)	(26,952)	(33,992)	(1,130)	144,953	133,194	(133,194)	0	(1,297)	(448,731)	0	(35,037)	0	21,381,717
BEDFORD CITY	5,632,793	(15,842)	0	(5,793)	(680)	34,787	34,332	(34,332)	0	0	(116,605)	0	(4,346)	0	5,524,314
POQUOSON	13,778,276	(39,303)	40,123	(20,232)	0	86,549	83,588	(83,588)	(5,924)	(5,458)	(284,569)	0	(18,321)	0	13,531,141
MANASSAS CITY	35,376,884	(88,770)	(1,940)	(91,309)	(3,218)	204,410	210,407	(210,407)	0	(9,435)	(694,541)	0	(79,175)	0	34,612,906
MANASSAS PARK	16,106,080	(42,328)	(72,353)	(22,259)	(1,726)	108,188	98,711	(98,711)	0	(4,178)	(323,798)	0	(29,221)	0	15,718,406
COLONIAL BEACH	3,754,844	(10,006)	(12,310)	(5,065)	(200)	(27,249)	18,004	(18,004)	0	0	(78,013)	0	(32,371)	(34,897)	3,554,733
WEST POINT	5,994,349	(15,409)	(285,491)	(4,135)	0	42,766	32,248	(32,248)	(9,733)	0	(125,045)	0	(24,715)	0	5,572,587
TOTAL:	6,652,751,035	(17,155,005)	(1,727,834)	(14,786,182)	(629,115)	30,454,348	37,202,112	(37,202,112)	(2,598,363)	(1,009,466)	(130,737,471)	0	(12,463,905)	(1,864,406)	6,500,233,371

Note: This analysis includes state funds for the Standards of Quality, Incentive, Categorical, and School Facilities service areas. Federal funds are not included in this analysis.

¹ Does not reflect non-participation savings