


*Report of the
House Appropriations
Subcommittee*

on

*Elementary & Secondary
Education*



House Bill 1650

February 4, 2007

REPORT OF THE SUBCOMMITTEE on ELEMENTARY & SECONDARY EDUCATION

Mr. Chairmen and Members of the Committee:

The Elementary and Secondary Education Subcommittee is pleased to have had the opportunity to work collaboratively with the other Subcommittee Chairmen to ensure that major initiatives within the Commonwealth were addressed through the collective actions taken and reflected in the 2007 House Budget.

But before I get into the specifics of the Subcommittee's report I wanted to take a moment to call attention to the national recognition that Virginia received last month for its outstanding level of success in public education.

The national journal, *Education Week*, rated Virginia as the number one state in its survey "Quality Counts 2007 – Chances for Success". The report indicated that a child in Virginia has a high probability for success at every stage throughout life. The report evaluated and ranked the 50 states by indicators such as pre-K and kindergarten enrollments, elementary reading, middle school mathematics, high school graduation, postsecondary participation, steady employment and annual income. Clearly, the report's findings show that, indeed, Virginia is a national leader in quality education and provides numerous opportunities for our young people.

Not only can we be proud of the national accolades but we can also be proud of the considerable gains in the Standards of Learning test scores. This past spring's SOL English Reading test score for the third grade increased from 77 percent to 84 percent over the prior year. Likewise, at the high school level, the state's total passing rates are also strong for English, as well as Algebra I and Algebra II.

Now, Mr. Chairman, I'd like to turn back our recommendations.

The Subcommittee's top priority was to compensate public school teachers as well as to acknowledge the importance of and career

contributions made by retired teachers. While we encourage school boards and local governing bodies to continue their support, we wanted to at least ensure that together both active and retired teachers would receive compensation commensurate to state employees.

Therefore, in conjunction with the Compensation and Retirement Subcommittee, we are recommending almost \$64 million dollars for the state's share of a 3.0 percent salary increase for teachers and all other SOQ related positions, effective December 1, 2007.

In addition, we are recommending \$5.7 million dollars to fund an increase in the teacher retiree health care credit rate from \$2.50 per month to \$4.00 per month, effective January 1, 2008. This increase will equalize the retired teacher rate to the current rate allocated for retired state employees. These two initiatives, totaling \$69.7 million dollars, provide a blended balance of available resources to all of our teachers, both active and retired.


Turning to other recommendations, we believe that vocational education opportunities for students should continue to be recognized as an important option equal to those core educational classes. For that reason, we are recommending \$4.0 million in new funding for the following three initiatives: additional funding for vocational education equipment to all schools; a new Center for Teacher Quality and Educational Leadership that will focus on training those teachers who work specifically with urban school students; and grant opportunities for divisions to establish a school that focus the core academic programs in Career and Technical Education for students to attend on a full-time basis.

I now would like for Committee staff to explain each of the Subcommittee's recommendations in more detail. I hope it will be the pleasure of the Committee to adopt our recommendations.


Respectfully Submitted by the House Appropriations Subcommittee
on Elementary & Secondary Education:




Robert Tata, Chairman



Clarke N. Hogan




Phillip A. Hamilton



James M. Scott




Beverly J. Sherwood



Mamy E. BaCote



M. Kirkland Cox



John S. (Jack) Reid

House Bill 1650
Amendments

2006-08 BIENNIAL TOTAL		
General	Nongeneral	
<u>Fund</u>	<u>Fund</u>	<u>FTE</u>

EDUCATION: ELEMENTARY & SECONDARY

Department Of Education, Central Office Operations

Eliminate New Start Strong Initiative - VPI Pilot	(200,000)	-	(2.00)
---	-----------	---	--------

Direct Aid To Public Education

Retiree Health Care Credit from \$2.50 to \$4.00/mo.	5,654,885	-	
Academic Programs in Career and Technical Education	3,000,000	-	
Cost of Competing Adjustment for Frederick and Winchester	1,566,591	-	
Career and Technical Education Equipment	500,000	-	
Center for Teacher Quality and Educational Leadership	500,000	-	
Mathematic Specialists for School Divisions	300,000	-	
Project WORD	300,000	-	
Jobs for Virginia Graduates	100,000	-	
Linwood Holton Governor Tuition Reimbursement	48,080	-	
Partnership for E-Rate Reimbursements	Language	-	
Reprogram funding for Jobs for Virginia Graduates	(100,000)	-	
Reprogram funding for Project WORD	(300,000)	-	
Reprogram funding for Mathematic Specialists	(300,000)	-	
School Breakfast - FY 2007 level	(303,171)	-	
VPSA debt service correction	(408,379)	-	
Reprogram funding for Career & Technical Educ. equipment	(500,000)	-	
Reprogram funding for the Center for Teacher Quality Educational Leadership	(500,000)	-	
Reprogram funding for Career and Technical Education Academic Programs	(3,000,000)	-	
SOL Algebra Readiness - FY 2007 level	(3,888,374)	-	
Early Reading Invention - FY 2007 level	(4,101,546)	-	
Universal Preschool Pilot Initiative	(4,638,750)	-	

GRAND TOTAL

	<u>(6,270,664)</u>	<u>0</u>	<u>(2.00)</u>
--	--------------------	----------	---------------

HB 1650 (House Amendments) FY 2007 Distribution Summary for Direct Aid to Public Education

School Division	Key Data			House Bill 1650* (Governor's Amended 2006- 2008 Budget, Introduced December 15, 2006)	FY 2007 House Bill 1650* Plus House Amendments for Estimated Distribution
	2006-2008 Composite Index	FY 2007 Chapter 10 ADM Projection	FY 2007 Governor's Introduced ADM Projection		
ACCOMACK	0.3255	5,196	5,098	\$30,980,699	\$30,980,699
ALBEMARLE	0.6095	12,315	12,307	45,494,668	45,494,668
ALLEGHANY	0.2423	2,965	2,917	18,358,232	18,358,232
AMELIA	0.3431	1,780	1,848	10,153,658	10,153,658
AMHERST	0.2870	4,599	4,631	27,220,758	27,220,758
APPOMATTOX	0.2696	2,261	2,244	13,510,574	13,510,574
ARLINGTON	0.8000	17,163	17,415	45,999,940	45,999,940
AUGUSTA	0.3320	10,913	10,817	58,800,223	58,800,223
BATH	0.8000	781	757	2,137,160	2,137,160
BEDFORD	0.3632	9,954	10,052	49,828,579	49,828,579
BLAND	0.3059	894	905	5,541,296	5,541,296
BOTETOURT	0.3957	4,885	4,864	24,686,345	24,686,345
BRUNSWICK	0.2540	2,134	2,183	15,516,478	15,516,478
BUCHANAN	0.3205	3,402	3,421	21,688,691	21,688,691
BUCKINGHAM	0.2591	2,105	2,045	14,114,468	14,114,468
CAMPBELL	0.2612	8,678	8,628	49,994,628	49,994,628
CAROLINE	0.3495	4,074	4,068	22,177,034	22,177,034
CARROLL	0.2842	3,987	4,018	24,160,465	24,160,465
CHARLES CITY	0.4128	889	841	4,941,923	4,941,923
CHARLOTTE	0.2234	2,233	2,118	14,560,598	14,560,598
CHESTERFIELD	0.3616	57,771	57,821	280,358,131	280,358,131
CLARKE	0.5580	2,140	2,214	8,779,940	8,779,940
CRAIG	0.3184	745	735	4,512,837	4,512,837
CULPEPER	0.4062	7,353	7,241	34,212,355	34,212,355
CUMBERLAND	0.2859	1,397	1,420	8,957,717	8,957,717
DICKENSON	0.2344	2,436	2,457	16,073,996	16,073,996
DINWIDDIE	0.2669	4,611	4,616	27,181,455	27,181,455
ESSEX	0.4019	1,567	1,634	9,056,297	9,056,297
FAIRFAX	0.7456	158,193	157,977	451,584,535	451,584,535
FAUQUIER	0.6443	11,091	11,049	37,621,261	37,621,261
FLOYD	0.3212	2,086	2,057	11,950,995	11,950,995
FLUVANNA	0.3749	3,729	3,757	18,856,158	18,856,158
FRANKLIN	0.3950	7,283	7,332	38,321,646	38,321,646
FREDERICK	0.3925	12,601	12,515	60,857,987	60,857,987
GILES	0.2755	2,630	2,598	15,411,392	15,411,392
GLOUCESTER	0.3323	6,000	5,964	31,913,681	31,913,681
GOOCHLAND	0.8000	2,326	2,314	5,525,052	5,525,052
GRAYSON	0.2780	2,120	2,061	13,763,208	13,763,208
GREENE	0.3334	2,717	2,765	15,912,047	15,912,047
GREENSVILLE	0.2199	1,596	1,602	11,231,187	11,231,187
HALIFAX	0.2380	5,840	5,850	39,235,504	39,235,504
HANOVER	0.4352	18,874	18,864	82,842,690	82,842,690
HENRICO	0.4604	48,053	47,481	216,164,834	216,164,834
HENRY	0.2553	7,443	7,550	48,174,567	48,174,567
HIGHLAND	0.6380	299	289	2,007,038	2,007,038
ISLE OF WIGHT	0.3753	5,151	5,288	27,747,701	27,747,701
JAMES CITY	0.5499	9,487	9,394	35,828,400	35,828,400
KING GEORGE	0.4034	3,770	3,757	17,775,548	17,775,548

HB 1650 (House Amendments) FY 2007 Distribution Summary for Direct Aid to Public Education

School Division	Key Data			House Bill 1650* (Governor's Amended 2006-2008 Budget, Introduced December 15, 2006)	FY 2007 House Bill 1650* Plus House Amendments for Estimated Distribution
	2006-2008 Composite Index	FY 2007 Chapter 10 ADM Projection	FY 2007 Governor's Introduced ADM Projection		
KING & QUEEN	0.4073	788	776	4,913,139	4,913,139
KING WILLIAM	0.3267	2,096	2,058	11,968,479	11,968,479
LANCASTER	0.6844	1,335	1,379	4,683,959	4,683,959
LEE	0.1769	3,526	3,504	27,660,023	27,660,023
LOUDOUN	0.6895	50,488	49,796	151,627,216	151,627,216
LOUISA	0.5542	4,362	4,421	17,969,701	17,969,701
LUNENBURG	0.2399	1,699	1,662	11,630,412	11,630,412
MADISON	0.4362	1,859	1,844	9,468,033	9,468,033
MATHEWS	0.4701	1,233	1,273	5,978,023	5,978,023
MECKLENBURG	0.3056	4,834	4,730	28,468,026	28,468,026
MIDDLESEX	0.5923	1,275	1,297	5,231,480	5,231,480
MONTGOMERY	0.3737	9,542	9,503	50,665,975	50,665,975
NELSON	0.4874	1,952	2,002	9,877,562	9,877,562
NEW KENT	0.4044	2,622	2,663	12,905,920	12,905,920
NORTHAMPTON	0.3925	1,845	1,853	11,356,077	11,356,077
NORTHUMBERLAND	0.6517	1,413	1,501	5,583,822	5,583,822
NOTTOWAY	0.2429	2,256	2,210	15,405,159	15,405,159
ORANGE	0.4323	4,960	4,843	23,356,377	23,356,377
PAGE	0.2882	3,610	3,573	20,679,631	20,679,631
PATRICK	0.2592	2,556	2,565	16,182,640	16,182,640
PITTSYLVANIA	0.2573	9,027	9,127	54,967,456	54,967,456
POWHATAN	0.3722	4,376	4,331	21,599,943	21,599,943
PRINCE EDWARD	0.2776	2,531	2,614	17,355,053	17,355,053
PRINCE GEORGE	0.2304	5,928	6,006	36,292,584	36,292,584
PRINCE WILLIAM	0.4287	68,925	69,167	349,395,218	349,395,218
PULASKI	0.2995	4,842	4,894	28,375,470	28,375,470
RAPPAHANNOCK	0.7463	984	1,012	3,189,690	3,189,690
RICHMOND	0.3593	1,242	1,195	6,747,305	6,747,305
ROANOKE	0.3757	15,023	14,748	73,289,645	73,289,645
ROCKBRIDGE	0.4546	2,718	2,688	12,970,203	12,970,203
ROCKINGHAM	0.3299	11,421	11,400	60,989,867	60,989,867
RUSSELL	0.2292	4,056	4,110	26,671,635	26,671,635
SCOTT	0.1962	3,770	3,851	26,300,393	26,300,393
SHENANDOAH	0.3419	6,168	6,027	32,150,796	32,150,796
SMYTH	0.2184	4,982	4,983	33,640,217	33,640,217
SOUTHAMPTON	0.2671	2,789	2,788	17,802,563	17,802,563
SPOTSYLVANIA	0.3455	24,381	23,844	121,516,527	121,516,527
STAFFORD	0.3503	26,495	26,235	128,034,851	128,034,851
SURRY	0.7842	1,020	1,000	3,010,036	3,010,036
SUSSEX	0.2912	1,419	1,391	9,275,374	9,275,374
TAZEWELL	0.2500	6,772	6,788	41,019,586	41,019,586
WARREN	0.3956	5,342	5,315	25,996,237	25,996,237
WASHINGTON	0.3351	7,272	7,268	39,010,223	39,010,223
WESTMORELAND	0.4076	1,762	1,736	9,940,621	9,940,621
WISE	0.2036	6,564	6,699	42,138,974	42,138,974
WYTHE	0.3086	4,182	4,250	23,891,367	23,891,367
YORK	0.3749	13,225	12,658	59,790,782	59,790,782
ALEXANDRIA	0.8000	10,083	10,002	28,407,370	28,407,370

HB 1650 (House Amendments) FY 2007 Distribution Summary for Direct Aid to Public Education

School Division	Key Data			House Bill 1650* (Governor's Amended 2006-2008 Budget, Introduced December 15, 2006)	FY 2007 House Bill 1650* Plus House Amendments for Estimated Distribution
	2006-2008 Composite Index	FY 2007 Chapter 10 ADM Projection	FY 2007 Governor's Introduced ADM Projection		
BRISTOL	0.3366	2,306	2,300	14,264,811	14,264,811
BUENA VISTA	0.2172	1,122	1,190	7,647,514	7,647,514
CHARLOTTESVILLE	0.6061	4,078	4,007	19,487,127	19,487,127
COLONIAL HEIGHTS	0.4565	2,880	2,893	12,827,693	12,827,693
COVINGTON	0.2918	813	854	5,519,083	5,519,083
DANVILLE	0.2655	6,690	6,563	41,676,530	41,676,530
FALLS CHURCH	0.8000	1,863	1,869	4,730,423	4,730,423
FREDERICKSBURG	0.7538	2,460	2,487	7,187,332	7,187,332
GALAX	0.2944	1,338	1,299	7,295,950	7,295,950
HAMPTON	0.2410	22,305	21,766	136,695,925	136,695,925
HARRISONBURG	0.4361	4,422	4,356	21,815,565	21,815,565
HOPEWELL	0.2515	3,882	3,855	24,178,051	24,178,051
LYNCHBURG	0.3500	8,508	8,509	48,655,671	48,655,671
MARTINSVILLE	0.2470	2,491	2,422	15,341,541	15,341,541
NEWPORT NEWS	0.2577	30,699	30,047	188,217,658	188,217,658
NORFOLK	0.2693	32,980	32,918	208,323,900	208,323,900
NORTON	0.3299	707	735	4,086,414	4,086,414
PETERSBURG	0.2188	4,636	4,714	33,446,191	33,446,191
PORTSMOUTH	0.2185	15,240	14,800	97,984,051	97,984,051
RADFORD	0.2947	1,538	1,521	8,253,072	8,253,072
RICHMOND CITY	0.4329	22,825	22,777	135,400,396	135,400,396
ROANOKE CITY	0.3763	12,161	12,527	75,338,570	75,338,570
STAUNTON	0.3925	2,580	2,653	17,236,835	17,236,835
SUFFOLK	0.3014	13,538	13,512	76,563,337	76,563,337
VIRGINIA BEACH	0.3492	72,163	71,318	373,648,497	373,648,497
WAYNESBORO	0.3160	2,993	2,968	16,330,674	16,330,674
WILLIAMSBURG	0.8000	807	719	3,263,693	3,263,693
WINCHESTER	0.5602	3,764	3,721	15,360,061	15,360,061
FAIRFAX CITY	0.8000	2,638	2,730	6,817,562	6,817,562
FRANKLIN CITY	0.2728	1,283	1,308	9,284,343	9,284,343
CHESAPEAKE CITY	0.3186	40,422	39,402	216,694,361	216,694,361
LEXINGTON	0.3982	660	649	3,074,886	3,074,886
EMPORIA	0.2836	970	968	6,053,679	6,053,679
SALEM	0.3768	3,825	3,968	18,677,971	18,677,971
BEDFORD CITY	0.2889	881	898	4,851,974	4,851,974
POQUOSON	0.3299	2,576	2,566	12,533,638	12,533,638
MANASSAS CITY	0.4335	6,202	6,257	32,761,054	32,761,054
MANASSAS PARK	0.3650	2,233	2,405	13,729,542	13,729,542
COLONIAL BEACH	0.3131	563	566	3,543,156	3,543,156
WEST POINT	0.2683	815	801	4,737,950	4,737,950
TOTAL:		1,196,914	1,191,172	\$5,804,642,899	\$5,804,642,899

**NOTE: There are several differences in the appropriation and distribution table totals due to some undistributed amounts and budgeted savings for non-participation in programs such as the Virginia Pre-School Initiative. HB1650 contains \$150,000 for transportation reimbursements for foster children living outside their school division and \$4.6 million for the preschool pilot initiative - both in the second year.*

HB 1650 (House Amendments) FY 2008 Distribution Summary for Direct Aid to Public Education

School Division	Key Data			House Bill 1650 (Governor's Amended 2006- 2008 Budget, Introduced Dec. 15, 2006)	Early Reading Expansion for Grades 1 & 2	SOL Algebra Readiness Expansion for Grade 6	Phase-In 25% COCA for Remaining Combined MSA ¹	Increase RHCC from \$2.50 to \$4.00 per month	Reprogram At-Risk Add- On for Special Projects ²	FY 2008 House Bill 1650* Plus House Amendments for Estimated Distribution
	2006-2008 Composite Index	FY 2008 Chapter 10 ADM Projection	FY 2008 Governor's Introduced ADM Projection							
ACCOMACK	0.3255	5,211	5,061	32,086,836	(\$38,894)	(\$37,042)	\$0	\$33,544	(\$81,950)	\$31,962,494
ALBEMARLE	0.6095	12,369	12,328	46,290,201	(20,373)	(15,012)	0	39,991	(7,664)	46,287,143
ALLEGHANY	0.2423	2,976	2,907	19,060,353	(16,645)	(14,564)	0	18,288	(15,125)	19,032,307
AMELIA	0.3431	1,793	1,910	10,715,522	(5,412)	(7,215)	0	10,473	(8,670)	10,704,698
AMHERST	0.2870	4,612	4,650	28,042,044	(19,578)	(23,495)	0	24,229	(25,303)	27,997,897
APPOMATTOX	0.2696	2,257	2,229	13,804,985	(8,022)	(10,028)	0	13,558	(11,888)	13,788,605
ARLINGTON	0.8000	16,856	17,289	46,261,311	(25,334)	(23,524)	0	36,742	(28,148)	46,221,047
AUGUSTA	0.3320	11,005	10,874	60,830,027	(25,679)	(33,017)	0	58,602	(21,411)	60,808,522
BATH	0.8000	779	742	2,117,681	(550)	(549)	0	1,188	(494)	2,117,276
BEDFORD	0.3632	10,001	10,145	51,487,547	(31,475)	(31,475)	0	52,951	(23,713)	51,453,835
BLAND	0.3059	890	922	5,793,788	(1,906)	(3,812)	0	5,862	(3,270)	5,790,662
BOTETOURT	0.3957	4,935	4,894	25,453,063	(11,615)	(6,638)	0	20,730	(1,945)	25,453,595
BRUNSWICK	0.2540	2,082	2,181	15,890,834	(8,194)	(20,485)	0	14,839	(48,481)	15,828,513
BUCHANAN	0.3205	3,330	3,365	21,922,648	(22,390)	(29,853)	0	21,828	(63,893)	21,828,340
BUCKINGHAM	0.2591	2,084	2,005	14,190,941	(14,241)	(14,241)	0	13,731	(23,877)	14,152,313
CAMPBELL	0.2612	8,693	8,563	51,001,244	(38,544)	(36,516)	0	52,019	(30,591)	50,947,612
CAROLINE	0.3495	4,235	4,215	23,444,728	(16,076)	(17,863)	0	22,845	(21,059)	23,412,575
CARROLL	0.2842	3,974	4,024	24,820,560	(9,828)	(23,587)	0	24,574	(34,583)	24,777,136
CHARLES CITY	0.4128	907	822	4,964,153	(3,224)	(3,225)	0	4,508	(4,630)	4,957,582
CHARLOTTE	0.2234	2,248	2,091	14,594,493	(6,398)	(14,927)	0	15,152	(21,611)	14,566,709
CHESTERFIELD	0.3616	58,820	58,935	293,857,024	(180,557)	(134,980)	0	305,345	(68,201)	293,778,631
CLARKE	0.5580	2,168	2,286	9,273,921	(1,243)	(2,487)	0	8,133	(693)	9,277,631
CRAIG	0.3184	767	756	4,747,422	(1,872)	(1,871)	0	4,648	(1,526)	4,746,801
CULPEPER	0.4062	7,845	7,636	36,763,644	(22,828)	(21,197)	0	33,020	(18,646)	36,733,993
CUMBERLAND	0.2859	1,408	1,454	9,394,628	(3,922)	(9,804)	0	9,743	(20,087)	9,370,558
DICKENSON	0.2344	2,390	2,442	16,391,905	(10,511)	(16,818)	0	17,042	(32,994)	16,348,624
DINWIDDIE	0.2669	4,663	4,679	28,306,399	(18,118)	(20,130)	0	31,562	(24,134)	28,275,579
ESSEX	0.4019	1,557	1,676	9,499,622	(9,854)	(8,212)	0	8,377	(11,766)	9,478,167
FAIRFAX	0.7456	158,241	158,072	456,661,852	(299,225)	(136,570)	0	337,914	(59,553)	456,504,418
FAUQUIER	0.6443	11,363	11,248	39,112,626	(15,010)	(10,007)	0	36,712	(3,106)	39,121,215
FLOYD	0.3212	2,088	2,041	12,165,866	(3,728)	(9,320)	0	14,008	(6,887)	12,159,939
FLUVANNA	0.3749	3,826	3,868	19,806,001	(8,582)	(6,866)	0	17,582	(3,048)	19,805,087
FRANKLIN	0.3950	7,333	7,513	40,088,417	(23,258)	(29,903)	0	37,997	(34,296)	40,038,957
FREDERICK	0.3925	13,072	12,943	64,584,756	(53,381)	(21,686)	1,286,067	70,622	(8,388)	65,857,990
GILES	0.2755	2,666	2,610	15,882,344	(9,947)	(7,958)	0	19,173	(8,160)	15,875,452
GLOUCESTER	0.3323	5,960	5,908	32,505,083	(12,834)	(18,334)	0	27,707	(11,832)	32,489,790
GOOCHLAND	0.8000	2,406	2,382	5,640,010	(1,098)	(1,647)	0	3,868	(901)	5,640,232
GRAYSON	0.2780	2,085	1,989	13,644,629	(9,913)	(13,878)	0	13,270	(21,484)	13,612,624
GREENE	0.3334	2,750	2,844	16,741,454	(9,152)	(7,322)	0	17,243	(5,301)	16,736,922
GREENSVILLE	0.2199	1,575	1,589	11,518,326	(6,426)	(14,994)	0	12,917	(27,928)	11,481,895
HALIFAX	0.2380	5,819	5,841	40,254,246	(27,201)	(46,033)	0	41,654	(83,210)	40,139,456
HANOVER	0.4352	19,216	19,214	86,177,362	(34,119)	(21,713)	0	98,015	(4,690)	86,214,855
HENRICO	0.4604	49,194	48,226	226,029,790	(164,468)	(124,462)	0	213,901	(91,934)	225,862,827
HENRY	0.2553	7,254	7,454	49,013,764	(32,718)	(44,988)	0	47,444	(69,901)	48,913,601
HIGHLAND	0.6380	299	276	1,969,018	0	(994)	0	1,480	(942)	1,968,562
ISLE OF WIGHT	0.3753	5,210	5,460	29,210,491	(12,007)	(20,585)	0	27,931	(19,333)	29,186,497
JAMES CITY	0.5499	9,927	9,752	37,613,930	(38,314)	(18,539)	0	31,013	(12,954)	37,575,136
KING GEORGE	0.4034	3,990	3,986	19,210,841	(9,830)	(8,191)	0	16,716	(4,865)	19,204,671

HB 1650 (House Amendments) FY 2008 Distribution Summary for Direct Aid to Public Education

School Division	Key Data			House Bill 1650 (Governor's Amended 2006- 2008 Budget, Introduced Dec. 15, 2006)	Early Reading Expansion for Grades 1 & 2	SOL Algebra Readiness Expansion for Grade 6	Phase-In 25% COCA for Remaining Combined MSA ¹	Increase RHCC from \$2.50 to \$4.00 per month	Reprogram At-Risk Add On for Special Projects ²	FY 2008 House Bill 1650* Plus House Amendments for Estimated Distribution
	2006-2008 Composite Index	FY 2008 Chapter 10 ADM Projection	FY 2008 Governor's Introduced ADM Projection							
KING & QUEEN	0.4073	770	738	4,865,244	(3,255)	(4,883)	0	4,089	(11,293)	4,849,902
KING WILLIAM	0.3267	2,180	2,113	12,620,761	(5,547)	(7,395)	0	13,966	(5,352)	12,616,433
LANCASTER	0.6844	1,314	1,388	4,770,184	(1,733)	(3,467)	0	3,647	(6,277)	4,762,354
LEE	0.1769	3,473	3,441	27,995,394	(18,081)	(29,382)	0	29,574	(75,885)	27,901,620
LOUDOUN	0.6895	54,333	52,891	161,078,262	(73,042)	(34,648)	0	149,042	(6,106)	161,113,508
LOUISA	0.5542	4,398	4,482	18,491,093	(9,793)	(12,242)	0	18,499	(14,337)	18,473,220
LUNENBURG	0.2399	1,695	1,622	11,686,750	(6,262)	(14,610)	0	11,633	(27,133)	11,650,378
MADISON	0.4362	1,864	1,839	9,667,461	(3,097)	(3,096)	0	9,376	(2,287)	9,668,357
MATHEWS	0.4701	1,216	1,297	6,205,916	(2,910)	(2,911)	0	5,503	(1,320)	6,204,278
MECKLENBURG	0.3056	4,847	4,673	28,855,820	(17,161)	(32,414)	0	27,182	(61,020)	28,772,407
MIDDLESEX	0.5923	1,261	1,329	5,431,488	(2,239)	(3,359)	0	4,493	(3,539)	5,426,844
MONTGOMERY	0.3737	9,633	9,576	52,267,821	(42,994)	(32,676)	0	50,866	(32,050)	52,210,967
NELSON	0.4874	1,936	2,021	10,183,116	(5,630)	(7,038)	0	8,519	(7,198)	10,171,769
NEW KENT	0.4044	2,655	2,730	13,497,026	(8,178)	(3,271)	0	13,028	(1,062)	13,497,543
NORTHAMPTON	0.3925	1,791	1,833	11,514,513	(5,005)	(13,345)	0	10,818	(34,277)	11,472,704
NORTHUMBERLAND	0.6517	1,401	1,542	5,844,062	(1,913)	(4,782)	0	5,055	(7,541)	5,834,881
NOTTOWAY	0.2429	2,229	2,139	15,405,240	(24,947)	(14,553)	0	16,208	(26,508)	15,355,440
ORANGE	0.4323	5,315	5,106	25,055,880	(17,148)	(14,030)	0	27,164	(11,328)	25,040,538
PAGE	0.2882	3,653	3,591	21,354,447	(21,500)	(17,590)	0	20,594	(18,939)	21,317,012
PATRICK	0.2592	2,549	2,565	16,650,160	(22,376)	(18,307)	0	17,911	(22,408)	16,604,980
PITTSYLVANIA	0.2573	9,029	9,190	56,848,369	(36,708)	(44,867)	0	63,982	(52,958)	56,777,818
POWHATAN	0.3722	4,490	4,409	22,479,433	(18,963)	(5,172)	0	19,876	(1,162)	22,474,012
PRINCE EDWARD	0.2776	2,471	2,603	17,734,956	(5,951)	(21,820)	0	16,303	(63,430)	17,660,058
PRINCE GEORGE	0.2304	5,883	6,017	37,427,263	(21,133)	(21,132)	0	37,158	(13,296)	37,408,860
PRINCE WILLIAM	0.4287	71,444	71,756	373,894,253	(363,550)	(175,744)	0	388,658	(105,775)	373,637,842
PULASKI	0.2995	4,826	4,923	29,272,104	(25,005)	(23,082)	0	32,163	(26,789)	29,229,391
RAPPAHANNOCK	0.7463	969	1,031	3,255,567	(697)	(697)	0	2,357	(179)	3,256,351
RICHMOND	0.3593	1,251	1,189	6,864,807	(7,037)	(5,278)	0	6,376	(6,525)	6,852,343
ROANOKE	0.3757	15,300	14,838	75,491,404	(34,285)	(22,286)	0	74,739	(5,905)	75,503,667
ROCKBRIDGE	0.4546	2,674	2,649	13,067,450	(7,488)	(7,489)	0	11,784	(6,227)	13,058,030
ROCKINGHAM	0.3299	11,678	11,635	63,691,195	(36,800)	(34,961)	0	65,308	(25,666)	63,659,076
RUSSELL	0.2292	4,042	4,130	27,527,081	(19,049)	(29,632)	0	28,632	(42,147)	27,464,885
SCOTT	0.1962	3,800	3,935	27,631,831	(24,278)	(26,486)	0	27,281	(40,019)	27,568,329
SHENANDOAH	0.3419	6,342	6,111	33,444,541	(23,492)	(16,263)	0	28,860	(11,591)	33,422,055
SMYTH	0.2184	4,985	4,989	34,610,239	(17,170)	(30,047)	0	36,450	(43,265)	34,556,207
SOUTHAMPTON	0.2671	2,793	2,786	18,287,530	(16,099)	(14,087)	0	14,890	(18,738)	18,253,496
SPOTSYLVANIA	0.3455	25,237	24,369	128,914,725	(84,703)	(53,400)	0	112,864	(22,634)	128,866,852
STAFFORD	0.3503	27,103	26,697	134,875,405	(78,598)	(40,213)	0	123,485	(9,357)	134,870,722
SURRY	0.7842	1,000	960	2,954,453	(1,778)	(1,778)	0	1,934	(2,777)	2,950,054
SUSSEX	0.2912	1,440	1,390	9,483,074	(11,678)	(11,677)	0	10,444	(33,315)	9,436,848
TAZEWELL	0.2500	6,723	6,759	41,902,860	(28,832)	(45,307)	0	36,544	(65,233)	41,800,032
WARREN	0.3956	5,429	5,380	27,295,539	(18,704)	(15,304)	0	26,376	(8,768)	27,279,139
WASHINGTON	0.3351	7,303	7,289	40,223,360	(10,955)	(31,037)	0	40,157	(37,262)	40,184,263
WESTMORELAND	0.4076	1,727	1,675	10,093,940	(8,133)	(8,133)	0	9,784	(17,280)	10,070,178
WISE	0.2036	6,532	6,740	43,813,293	(26,242)	(45,923)	0	45,563	(73,018)	43,713,673
WYTHE	0.3086	4,164	4,279	24,636,053	(11,392)	(18,985)	0	24,957	(22,045)	24,608,588
YORK	0.3749	13,541	12,628	60,857,372	(20,598)	(13,731)	0	55,864	(2,311)	60,876,596
ALEXANDRIA	0.8000	9,876	9,745	28,796,833	(18,096)	(17,492)	0	20,980	(28,240)	28,753,985

HB 1650 (House Amendments) FY 2008 Distribution Summary for Direct Aid to Public Education

School Division	Key Data			House Bill 1650 (Governor's Amended 2006- 2008 Budget, Introduced Dec. 15, 2006)	Early Reading Expansion for Grades 1 & 2	SOL Algebra Readiness Expansion for Grade 6	Phase-In 25% COCA for Remaining Combined MSA ¹	Increase RHCC from \$2.50 to \$4.00 per month	Reprogram At-Risk Add- On for Special Projects ²	FY 2008 House Bill 1650* Plus House Amendments for Estimated Distribution
	2006-2008 Composite Index	FY 2008 Chapter 10 ADM Projection	FY 2008 Governor's Introduced ADM Projection							
BRISTOL	0.3366	2,303	2,288	14,824,242	(5,465)	(14,573)	0	14,580	(24,720)	14,794,064
BUENA VISTA	0.2172	1,127	1,237	8,151,655	(6,448)	(4,299)	0	8,730	(3,214)	8,146,424
CHARLOTTESVILLE	0.6061	4,041	3,931	19,821,282	(6,489)	(12,979)	0	14,842	(24,513)	19,792,143
COLONIAL HEIGHTS	0.4565	2,902	2,915	13,281,761	(5,970)	(5,970)	0	13,028	(2,987)	13,279,862
COVINGTON	0.2918	796	886	5,883,397	(5,834)	(3,890)	0	6,500	(5,854)	5,874,319
DANVILLE	0.2655	6,542	6,347	41,477,151	(46,387)	(52,438)	0	45,350	(109,897)	41,313,779
FALLS CHURCH	0.8000	1,865	1,878	4,755,380	(603)	(603)	0	3,437	(19)	4,757,592
FREDERICKSBURG	0.7538	2,483	2,525	7,395,848	(4,155)	(5,541)	0	6,553	(9,703)	7,383,002
GALAX	0.2944	1,346	1,285	7,503,751	(5,812)	(9,688)	0	6,955	(12,811)	7,482,395
HAMPTON	0.2410	22,140	21,477	137,944,525	(102,123)	(135,470)	0	134,712	(155,791)	137,685,853
HARRISONBURG	0.4361	4,565	4,457	23,164,616	(24,775)	(21,678)	0	25,405	(34,792)	23,108,776
HOPEWELL	0.2515	3,909	3,848	24,754,725	(28,775)	(28,774)	0	27,809	(63,646)	24,661,339
LYNCHBURG	0.3500	8,463	8,495	49,977,269	(28,558)	(51,760)	0	47,213	(97,718)	49,846,446
MARTINSVILLE	0.2470	2,454	2,346	15,263,383	(6,203)	(18,609)	0	16,770	(31,408)	15,223,933
NEWPORT NEWS	0.2577	30,491	29,641	190,703,023	(138,603)	(183,445)	0	164,647	(283,528)	190,262,094
NORFOLK	0.2693	32,604	32,464	211,168,625	(192,617)	(250,804)	0	204,637	(448,036)	210,481,805
NORTON	0.3299	710	753	4,284,927	(1,840)	(3,680)	0	4,577	(6,339)	4,277,645
PETERSBURG	0.2188	4,456	4,572	33,474,167	(53,628)	(42,902)	0	32,024	(110,515)	33,299,146
PORTSMOUTH	0.2185	15,106	14,516	98,778,157	(94,420)	(115,880)	0	96,395	(206,260)	98,457,992
RADFORD	0.2947	1,545	1,517	8,444,750	(7,746)	(5,810)	0	9,901	(4,687)	8,436,408
RICHMOND CITY	0.4329	22,462	22,359	136,708,787	(102,775)	(154,162)	0	125,494	(402,452)	136,174,892
ROANOKE CITY	0.3763	11,920	12,427	77,287,401	(46,241)	(85,631)	0	67,243	(203,187)	77,019,585
STAUNTON	0.3925	2,557	2,715	18,082,942	(18,349)	(11,676)	0	14,607	(13,788)	18,053,736
SUFFOLK	0.3014	13,704	13,618	78,978,266	(53,712)	(69,058)	0	68,694	(75,481)	78,848,709
VIRGINIA BEACH	0.3492	71,148	70,123	378,419,318	(234,101)	(191,213)	0	325,481	(120,022)	378,199,463
WAYNESBORO	0.3160	3,008	2,937	16,732,129	(11,269)	(15,025)	0	17,003	(22,985)	16,699,853
WILLIAMSBURG	0.8000	840	717	3,302,552	(1,647)	(549)	0	1,062	(434)	3,300,984
WINCHESTER	0.5602	3,832	3,746	15,797,065	(10,869)	(10,868)	280,524	14,057	(12,788)	16,057,121
FAIRFAX CITY	0.8000	2,584	2,806	7,000,456	(4,825)	(1,810)	0	5,261	(853)	6,998,229
FRANKLIN CITY	0.2728	1,257	1,297	9,582,594	(3,994)	(11,981)	0	9,386	(36,040)	9,539,965
CHESAPEAKE	0.3186	40,725	39,091	221,842,512	(145,943)	(114,135)	0	215,777	(72,654)	221,725,557
LEXINGTON	0.3982	643	664	3,206,632	(1,653)	(1,652)	0	3,206	(558)	3,205,975
EMPORIA	0.2836	984	985	6,350,494	(3,935)	(7,869)	0	6,684	(16,080)	6,329,294
SALEM	0.3768	3,795	4,020	19,449,347	(13,690)	(8,556)	0	20,492	(4,036)	19,443,557
BEDFORD CITY	0.2889	865	891	4,971,826	(3,906)	(1,952)	0	5,276	(2,347)	4,968,897
POQUOSON	0.3299	2,595	2,580	12,940,009	(1,840)	(1,840)	0	12,118	0	12,948,447
MANASSAS CITY	0.4335	6,074	6,188	33,791,425	(44,421)	(13,668)	0	34,275	(6,719)	33,760,892
MANASSAS PARK	0.3650	2,232	2,479	14,659,313	(15,320)	(9,576)	0	15,112	(8,411)	14,641,118
COLONIAL BEACH	0.3131	559	564	3,637,528	(1,886)	(3,772)	0	3,238	(4,944)	3,630,164
WEST POINT	0.2683	829	804	4,888,016	0	(2,009)	0	4,727	(369)	4,890,365
TOTAL:		1,208,149	1,199,701	\$ 5,986,335,148	(\$4,101,546)	(\$3,888,374)	\$1,566,591	\$5,654,885	(\$4,937,424)	\$5,980,629,280

¹ The Combined MSA is defined as the Washington-Baltimore-Northern Virginia Metropolitan Statistical Area

² Special Projects include: Project WORD, Mathematics Specialists, vocational education equipment, a new Center for Teacher Quality and Educational Leadership, and grant opportunities for divisions to establish a school that focus the core academic programs in Career and Technical Education for students to attend on a full time basis.

*NOTE: There are several differences in the appropriation and distribution table totals due to some undistributed amounts and budgeted savings for non-participation in programs such as the Virginia Pre-School Initiative. HB1650 contains \$150,000 for transportation reimbursements for foster children living outside their school division and \$4.6 million for the preschool pilot initiative - both in the second year.

Note: This analysis includes state funds for the Standards of Quality, Incentive, Categorical, and School Facilities service areas. Federal funds are not included in this analysis.

Elementary & Secondary Education Subcommittee

Item 127 #1h

Education: Elementary & Secondary	FY 06-07	FY 07-08	
Department Of Education, Central	\$0	(\$200,000)	GF
Office Operations	0.00	-2.00	FTE

Language:

Page 122, line 51, strike "\$29,179,965" and insert "\$28,979,965".

Page 129, line 30, strike "341.00" and insert "339.00".

Explanation:

(This amendment saves \$200,000 and two full-time positions the second year from the general fund for a new Start Strong Council Initiative pilot project that would expand the current Virginia Preschool Initiative (VPI) and would change the program's intent of serving only at-risk students to serving all four-old-years. The two positions would have coordinated the 6 pilots. Secondly, the pilot program would have required private providers to participate in each of the pilots.)

Elementary & Secondary Education Subcommittee

Item 134 #1h

Education: Elementary & Secondary	FY 06-07	FY 07-08	
Direct Aid To Public Education	\$0	\$100,000	GF

Language:

Page 129, line 39, strike "\$2,447,750" and insert "\$2,547,750".

Page 129, line 46, strike "\$400,000" and insert "\$500,000".

Explanation:

(This amendment provides \$100,000 the second year from the general fund to Jobs for Virginia Graduates (JVG), bringing the total allocation to \$500,000. JVG assists Virginia high school seniors to remain in school, graduate, and successfully transition from school to career based employment. In the last ten years, JVG has had a graduation rate of over 94 percent and a job placement rate of over 86 percent. These funds will allow JVG to add up to 25 additional school divisions and up to an additional 1,000 students. Local school divisions apply for matching funds from JVG. These funds will be used to place Career Specialists in schools to introduce 81 different 'job competencies' in a classroom setting. One of the duties of the Career

Specialists is to personally contact each graduate monthly for one year after graduation to ensure continued employment and success.)

Elementary & Secondary Education Subcommittee

Item 134 #3h

**Education: Elementary &
Secondary**

FY 06-07

FY 07-08

Direct Aid To Public Education

\$0

\$300,000 GF

Language:

Page 129, line 39, strike "\$2,447,750" and insert "\$2,747,750".

Page 131, after line 17, insert:

"J. Out of this appropriation, a one-time allocation of \$300,000 in the second year from the general fund shall be distributed among Portsmouth, Richmond City, Stafford, Spotsylvania, and Virginia Beach school divisions for supplemental payments of \$25,000 for each of a total of 12 mathematic specialists placed among these divisions. The incentive-based At-Risk initiative's percentage of 12 percent will be adjusted to create an equal amount of one-time savings and redirected to fund this initiative."

Explanation:

(This amendment provides a one-time allocation of \$300,000 the second year from the general fund to pay a portion of the salaries for 12 mathematic specialists that have been placed at five school divisions (Portsmouth-2, Richmond City-4, Stafford-3, Spotsylvania-1, and Virginia Beach-2) through the National Science Foundation federal grant, "Mathematics Specialists in K-5 Schools: Research and Policy Pilot Study.")

Elementary & Secondary Education Subcommittee

Item 134 #4h

**Education: Elementary &
Secondary**

FY 06-07

FY 07-08

Direct Aid To Public Education

\$0

\$300,000 GF

Language:

Page 129, line 39, strike "\$2,447,750" and insert "\$2,747,750".

Page 131, after line 17, insert:

"J. Out of this appropriation, a one-time allocation of \$300,000 in the second year from the general fund shall be allocated to the Norfolk City school division for an

alternative education program entitled Project WORD, Winning Options in Responding to Discipline, that focuses on improvements in student learning. The school division shall develop an initial report that includes, but is not limited to, specific goals and student performance measures that will be used in the final report to evaluate the effectiveness of this initiative. The initial report shall be completed and submitted to the State Board of Education prior to September 1, 2007. Furthermore, the school division shall complete and submit a final report, based on the initiative's goals and performance measures, to the State Board of Education within three months after the end of the 2008 school year that reflect outcomes for the academic improvements and successes of those students who participated in the initiative. The incentive-based At-Risk initiative's percentage of 12 percent will be adjusted to create an equal amount of one-time savings and redirected to fund this program."

Explanation:

(This amendment provides a one-time allocation of \$300,000 the second year from the general fund to Norfolk City public school division for an alternative education program, "Project WORD," for students. The incentive-based At-Risk initiative's percentage of 12 percent will be adjusted to create an equal amount of one-time savings and redirected to fund this program.)

Elementary & Secondary Education Subcommittee

Item 135 #3h

Education: Elementary & Secondary

FY 06-07

FY 07-08

Direct Aid To Public Education

\$48,080

\$0 GF

Language:

Page 131, line 19, strike "\$5,831,220,867" and insert "\$5,831,268,947".

Page 132, line 50, strike "\$11,583,418" and insert "\$11,631,498".

Explanation:

(This amendment provides \$48,080 the first year from the general fund for tuition reimbursements to Grayson County and Galax City school divisions for students attending the Linwood Holton Governor's School that were mistakenly omitted from the distribution calculations.)

Elementary & Secondary Education Subcommittee

Item 135 #4h

Education: Elementary & Secondary	FY 06-07	FY 07-08	
Direct Aid To Public Education	\$0	\$500,000	GF

Language:

Page 131, line 19, strike "\$6,004,522,879" and insert "\$6,005,022,879".

Page 163, line 27, strike "\$1,800,000" and insert "\$2,300,000".

Page 163, line 29, strike "the first year and \$2,000 the" and insert: "the first year and \$3,000 the".

Page 163, line 37, after "locality.", insert:

"Beginning in fiscal year 2008, the incentive-based At-Risk initiative's percentage of 12 percent will be adjusted to create an equal amount of savings of \$500,000 and redirected to this initiative."

Explanation:

(This amendment provides \$500,000 the second year from the general fund for school divisions to purchase secondary career-technical equipment. This action will increase the current base allocation from \$2,000 to \$3,000 for every school division, with the additional funding distributed on the basis of enrollment in career and technical courses. The amendment raises total state funding from the current \$1.8 million to \$2.3 million to help public school career and technical education programs keep pace with the equipment required for Industry Certifications and Assessments.)

Elementary & Secondary Education Subcommittee

Item 135 #5h

Education: Elementary & Secondary	FY 06-07	FY 07-08	
Direct Aid To Public Education	\$0	\$500,000	GF

Language:

Page 131, line 19, strike "\$6,004,522,879" and insert "\$6,005,022,879".

Page 164, after line 38, insert:

"3) This appropriation includes \$500,000 the second year from the general fund for the creation of a Center for Teacher Quality and Educational Leadership Center. The Center will serve as a professional development facility that focuses on improving teacher quality and educational leadership through intensive, research-based, professional development for teachers and administrators in school divisions that have not met all of the standards for Virginia Standards of Learning accreditation and the requirements of No Child Left Behind Act.

The Center will be established as a collaborative partnership between public institutions of higher learning, local public school districts, and other appropriate private entities to provide training, appropriate on-going follow-up to monitor the actual implementation of the training, and evaluation of training based on school improvement in accordance with Virginia Standards of Learning accreditation and No Child Left Behind standards. Beginning in fiscal year 2008, the incentive-based At-Risk initiative's percentage of 12 percent will be adjusted to create an equal amount of savings of \$500,000 and redirected to fund this initiative."

Explanation:

(This amendment provides \$500,000 the second year from the general fund for the creation of a Center for Teacher Quality and Educational Leadership. Such a center would serve as a professional development center that focuses on improving teacher quality and educational leadership for public schools throughout the Commonwealth. The primary focus would be to provide intensive, research-based, professional development to teachers and administrators in schools and school districts struggling to meet the standards for Virginia's SOL accreditation and the requirements of No Child Left Behind.

The professional development training would include direct instruction from university and other professional staff in a school-based setting where the strategies and techniques are being successfully implemented with actual students. The school-based setting should involve an existing public school or schools that meet the following criteria: a) full state accreditation; b) at least 90 percent free or reduced lunch students; c) an achievement gap of less than 10 points for minority students compared to the state average for Caucasian students on the appropriate Standards of Learning assessments; and d) an expanded school day or school year program.

The Center would be a collaborative partnership between a public institution of higher education, a local public school district(s), and other appropriate private entities to provide the training, appropriate, on-going follow-up to monitor the actual implementation of the training, and evaluation of the training based on school improvement in accordance with Virginia SOL accreditation and No Child Left Behind standards.

Funding for this initiative would come from reprogramming funding in the At-Risk funding by the same amount.)

Education: Elementary & Secondary	FY 06-07	FY 07-08	
Direct Aid To Public Education	\$0	\$3,000,000	GF

Language:

Page 131, line 19, strike "\$6,004,522,879" and insert "\$6,007,522,879".

Page 150, after line 8, insert:

"f. This appropriation includes \$3,000,000 the second year from the general fund to provide three \$1,000,000 grants each year to innovative public school programs, which will be identified by the Department of Education, at secondary schools (grades 6-12) that address the needs of at-risk students through academic programs that stress high academics and career and technical education.

Such innovative, comprehensive, full-day schools must demonstrate a working partnership with at least one Virginia college or university, including community colleges, and at least one private sector business partner. The school must provide matching private funds. Beginning in fiscal year 2008, the incentive-based At-Risk initiative's percentage of 12 percent will be adjusted to create an equal amount of savings of \$3,000,000 and redirected to fund this initiative."

Explanation:

(This amendment contains two actions. First, it provides \$3,000,000 the second year from the general fund to provide three \$1,000,000 grants each year to innovative public school programs, which will be identified by the Department of Education, at secondary schools (grades 6-12) that address the needs of at-risk students through academic programs that stress high academics and career and technical education. Second, it decreases the incentive-based At-Risk Add-On percentage of 12 percent and redirects the funding to these grants.)

Elementary & Secondary Education Subcommittee

Item 135 #13h

Education: Elementary & Secondary	FY 06-07	FY 07-08	
Direct Aid To Public Education	\$0	\$1,566,591	GF

Language:

Page 131, line 19, strike "\$6,004,522,879" and insert "\$6,006,089,470".

Page 144, after line 35, insert:

"3) This appropriation includes funding to add the County of Frederick and the City

of Winchester school divisions into the calculations for the Cost of Competing Adjustment (COCA)."

Explanation:

(This amendment provides \$1.6 million the second year from the general fund to phase-in two school divisions (Frederick and Winchester) into the calculations for the Cost of Competing Adjustment: the instructional cost COCA equals to 9.84 percent and the support cost COCA equals to 24.62 percent. The phase-in would be 25 percent in fiscal year 2008 and put these two divisions on par with the six divisions added during the 2006 Special Session I: Clarke, Warren, Fauquier, Spotsylvania, Stafford, and Fredericksburg.)

Elementary & Secondary Education Subcommittee

Item 135 #19h

**Education: Elementary &
Secondary**

Direct Aid To Public Education

Language

Language:

Page 143, after line 16, insert:

"22. In the second year, the school divisions within the Tobacco Region, as defined by the Tobacco Indemnification and Community Revitalization Commission, shall explore jointly various ways and means of maximizing their collective expenditure reimbursement totals for all eligible E-Rate funding."

Explanation:

(This amendment establishes new language in the second year that requires specific school divisions within the Tobacco Region, as defined by the Tobacco Indemnification and Community Revitalization Commission, to collectively partner together and peruse any opportunities of maximizing their expenditure reimbursements from the E-Rate Fund which is administered by the Federal Communications Commission. The FCC's Universal Service Fund: School and Library program makes discounts available to eligible schools and libraries for telecommunication services, Internet access, and internal connections. The program is intended to ensure that schools and libraries have access to affordable telecommunications and information services.)

Elementary & Secondary Education Subcommittee

Item 135 #23g

Education: Elementary & Secondary	FY 06-07	FY 07-08
Direct Aid To Public Education	(\$408,379)	\$0 GF

Language:

- Page 131, line 19, strike "\$5,831,220,867" and insert "\$5,830,812,488".
- Page 132, line 53, strike "\$8,155,889" and insert "\$7,747,510".
- Page 133, line 8, strike "\$446,678,157" and insert "\$446,269,778".
- Page 143, line 55, strike "\$115,854,700" and insert "\$116,003,959".
- Page 143, line 56, strike "\$115,854,700" and insert "\$116,128,935".
- Page 163, line 44, strike "\$8,155,889" and insert "\$7,747,510".

Explanation:

(This amendment corrects the fund source for VPSA debt service savings assumed in the introduced budget. The savings were incorrectly coded under the general fund instead of the Literary Fund. The Literary Fund transfer that partially funds SOQ retirement costs is increased to offset the general fund impact of the coding error. In addition, this amendment also captures non-participation savings in Education for a Lifetime programs in fiscal year 2007.)

Elementary & Secondary Education Subcommittee Item 135 #29h

Education: Elementary & Secondary	FY 06-07	FY 07-08
Direct Aid To Public Education	\$0	(\$4,638,750) GF

Language:

- Page 131, line 19, strike "\$6,004,522,879" and insert "\$5,999,884,129".
- Page 157, strike line 45.
- Page 160, strike lines 9 through 19.

Explanation:

(This amendment removes \$4.6 million the second year from the general fund for the new funding proposed in the introduced budget for the universal preschool six pilots. A companion amendment removes the associated funding of \$200,000 and the proposed two positions for this initiative in the Department of Education's Central Office. A second companion amendment removes the associated funding of \$2.9 million in DSS for the Quality Rating System.)

Education: Elementary & Secondary	FY 06-07	FY 07-08	
Direct Aid To Public Education	\$0	(\$4,101,546)	GF

Language:

Page 131, line 19, strike "\$6,004,522,879" and insert "\$6,000,421,333".

Page 160, line 22, strike "\$14,331,947" and insert "\$10,230,401".

Page 161, line 1, strike "100%" and insert "50%".

Page 161, line 3, strike "100%" and insert "50%".

Explanation:

(This amendment saves \$4.1 million the second year from the general fund in the proposed budget by level funding the Early Reading Initiative. There is no need to expand the program because the current adopted program is showing positive signs of success as evidenced by the \$3.4 million in estimated savings which is also included in the proposed budget. This estimated \$3.4 million in savings is due to the fact that under the current adopted program, school divisions have reported a decrease in the number of students needing reading remediation services in these grades (K-3).)

Education: Elementary & Secondary	FY 06-07	FY 07-08	
Direct Aid To Public Education	\$0	(\$3,888,374)	GF

Language:

Page 131, line 19, strike "\$6,004,522,879" and insert "\$6,000,634,505".

Page 161, line 24, strike "\$12,116,230" and insert "\$8,227,856".

Page 162, strike lines 2 through 7.

Explanation:

(This amendment saves \$3.9 million the second year from the general fund in the proposed budget by level funding the SOL Algebra Readiness Initiative. The current program has proven to be very successful as evidenced by the large increases during the last nine years of related mathematics SOL pass rates for grades 3,5, 8, and at the high school levels.)

Elementary & Secondary Education Subcommittee

Item 135 #32h

Education: Elementary & Secondary	FY 06-07	FY 07-08	
Direct Aid To Public Education	\$0	\$5,654,885	GF

Language:

Page 131, line 19, strike "\$6,004,522,879" and insert "\$6,010,177,764".

Page 132, line 25, strike "\$228,971,328" and insert "\$234,626,213".

Explanation:

(This amendment provides \$5.7 million the second year from the general fund to increase the retiree health care monthly credit amount from \$2.50 up to \$4.00 per month for every year of creditable service into the Virginia Retirement System with an effective date of January 1, 2008. There is no cap on the years of services that teachers can earn for the retiree health care credit. This amendment supports House Bill 2370 that was amended and passed by the House and is currently in the Senate for consideration.)

Elementary & Secondary Education Subcommittee

Item 135 #33h

Education: Elementary & Secondary	FY 06-07	FY 07-08	
Direct Aid To Public Education	\$0	(\$100,000)	GF

Language:

Page 131, line 19, strike "\$6,004,522,879" and insert "\$6,004,422,879".

Page 132, line 40, strike "\$62,814,358" and insert "\$62,714,358".

Page 149, line 31, strike "\$62,814,358" and insert "\$62,714,358".

Explanation:

(This amendment redirects \$100,000 the second year from the general fund from the At-Risk Add-on incentive-based program to Jobs for Virginia Graduates (JVG). Currently, there is \$62.9 million allocated each year for the At-Risk initiative. There is a companion amendment to increase JVG by the same redirected amount.)

Elementary & Secondary Education Subcommittee

Item 135 #34h

Education: Elementary &	FY 06-07	FY 07-08	
------------------------------------	-----------------	-----------------	--

Secondary

Direct Aid To Public Education	\$0	(\$300,000)	GF
--------------------------------	-----	-------------	----

Language:

Page 131, line 19, strike "\$6,004,522,879" and insert "\$6,004,222,879".

Page 132, line 40, strike "\$62,814,358" and insert "\$62,514,358".

Page 149, line 31, strike "\$62,814,358" and insert "\$62,514,358".

Explanation:

(This amendment redirects \$300,000 the second year from the general fund from the At-Risk Add-on incentive-based program to Project WORD. Currently, there is \$62.9 million allocated each year for the At-Risk initiative. There is a companion amendment to provide funding to Project WORD by the same redirected amount.)

Elementary & Secondary Education Subcommittee

Item 135 #35h

Education: Elementary & Secondary**FY 06-07****FY 07-08**

Direct Aid To Public Education	\$0	(\$500,000)	GF
--------------------------------	-----	-------------	----

Language:

Page 131, line 19, strike "\$6,004,522,879" and insert "\$6,004,022,879".

Page 132, line 40, strike "\$62,814,358" and insert "\$62,314,358".

Page 149, line 31, strike "\$62,814,358" and insert "\$62,314,358".

Explanation:

(This amendment redirects \$500,000 the second year from the general fund from the At-Risk Add-on incentive-based program to the Career and Technical Education equipment initiative. Currently, there is \$62.9 million allocated each year for the At-Risk initiative. There is a companion amendment to provide increase funding for career and technical education equipment by the same redirected amount.)

Elementary & Secondary Education Subcommittee

Item 135 #36h

Education: Elementary & Secondary**FY 06-07****FY 07-08**

Direct Aid To Public Education	\$0	(\$500,000)	GF
--------------------------------	-----	-------------	----

Language:

Page 131, line 19, strike "\$6,004,522,879" and insert "\$6,004,022,879".

Page 132, line 40, strike "\$62,814,358" and insert "\$62,314,358".
Page 149, line 31, strike "\$62,814,358" and insert "\$62,314,358".

Explanation:

(This amendment redirects \$500,000 the second year from the general fund from the At-Risk Add-on incentive-based program to establish a Center for Teacher Quality and Educational Leadership. Currently, there is \$62.9 million allocated each year for the At-Risk initiative. There is a companion amendment to provide funding to create the Center for Teacher Quality and Educational Leadership by this same redirected amount.)

Elementary & Secondary Education Subcommittee

Item 135 #37h

**Education: Elementary &
Secondary**

FY 06-07

FY 07-08

Direct Aid To Public Education

\$0

(\$3,000,000) GF

Language:

Page 131, line 19, strike "\$6,004,522,879" and insert "\$6,001,522,879".
Page 132, line 40, strike "\$62,814,358" and insert "\$59,814,358".
Page 149, line 31, strike "\$62,814,358" and insert "\$59,814,358".

Explanation:

(This amendment redirects \$3,000,000 the second year from the general fund from the At-Risk Add-on incentive-based program to fund three \$1.0 million grants for the Academic Programs in Career and Technical Education initiative. Currently, there is \$62.9 million allocated each year for the At-Risk initiative. There is a companion amendment to provide funding to the Academic Programs in Career and Technical Education by the same redirected amount.)

Elementary & Secondary Education Subcommittee

Item 135 #38h

**Education: Elementary &
Secondary**

FY 06-07

FY 07-08

Direct Aid To Public Education

\$0

(\$300,000) GF

Language:

Page 131, line 19, strike "\$6,004,522,879" and insert "\$6,004,222,879".
Page 132, line 40, strike "\$62,814,358" and insert "\$62,514,358".

Page 149, line 31, strike "\$62,814,358" and insert "\$62,514,358".

Explanation:

(This amendment redirects \$300,000 the second year from the general fund from the At-Risk Add-on incentive-based program to five school divisions (Portsmouth-2, Richmond City-4, Stafford-3, Spotsylvania-1, and Virginia Beach-2) for supplemental payments of \$25,000 for each of a total of twelve mathematic specialists placed among these divisions. Currently, there is \$62.9 million allocated each year for the At-Risk initiative. There is a companion amendment to provide one-time funding to these five school divisions by the same redirected amount.)

Elementary & Secondary Education Subcommittee

Item 135 #39h

**Education: Elementary &
Secondary**

FY 06-07

FY 07-08

Direct Aid To Public Education

\$0

(\$303,171) GF

Language:

Page 131, line 19, strike "\$6,004,522,879" and insert "\$6,004,219,708".

Page 132, line 58, strike "\$1,364,142" and insert "\$1,060,971".

Explanation:

(This amendment saves \$303,171 the second year from the general fund from the school breakfast reimbursement incentive-based program. This action level funds the second year to equal the same amount included in the introduced budget for the first year of \$1,060,971. School divisions receive their reimbursements based on the meals served in prior year that are in excess of the 2004-2005 baseline. If the actual meals served in the 2006-2007 school year increase beyond what the allocation will cover at \$0.20 cents per meal, then the reimbursement level for the second year can be readdressed.)
